



2026 ANNUAL CONFERENCE OAKLAND, JANUARY 11 - 13

AUXILIARY ORGANIZATIONS ASSOCIATION

---

**THE NEXT ERA OF AUXILIARIES**  
**SHAPING TOMORROW**

# Navigating CSUBUY Procure-to-Pay

A Peer Exchange on Processes,  
Staffing, and User Experience



PRESENTED BY  
**Peter Zerkel &  
Sam Caudill**  
Cal Poly Humboldt

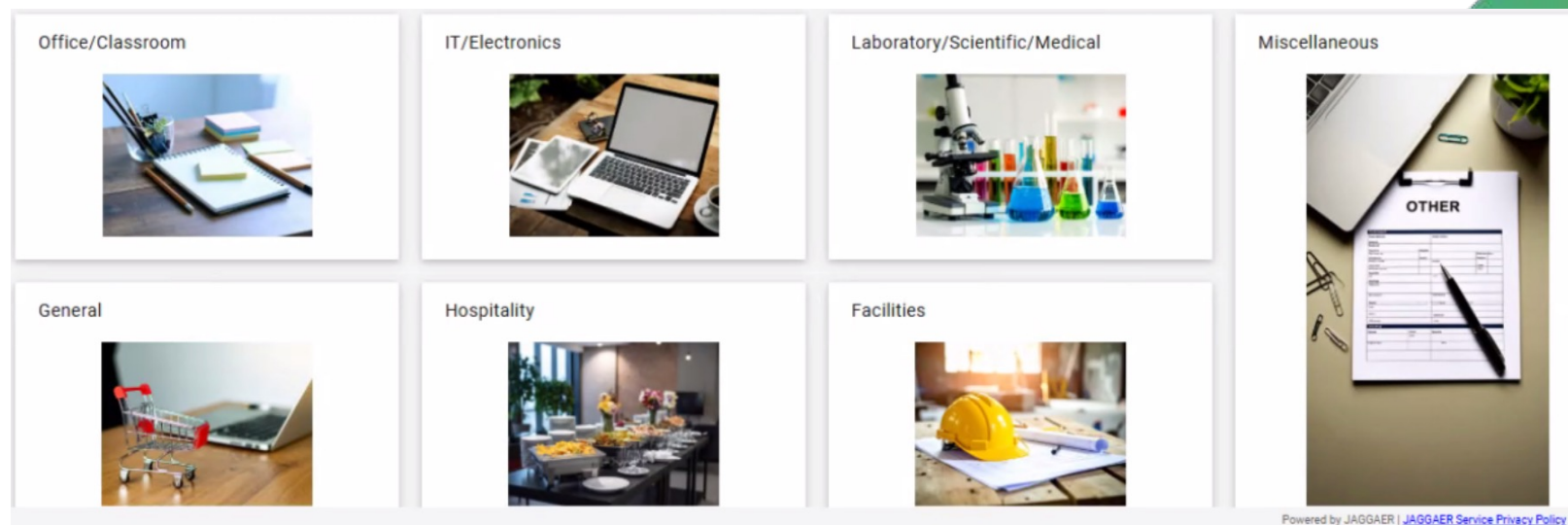
# System Strengths

- Transparency in approvals and routing
- Stronger collaboration with Procurement and IT
- Better documentation and workflow consistency
- Growing user confidence and proficiency

# Opportunities for Improvement

- Streamlining supplier onboarding
  - New Digital Adoption Platform (DAP) Shows users where to click!
- Reducing legacy system reliance
- Improving routing automation
- Enhancing clarity of forms and documentation

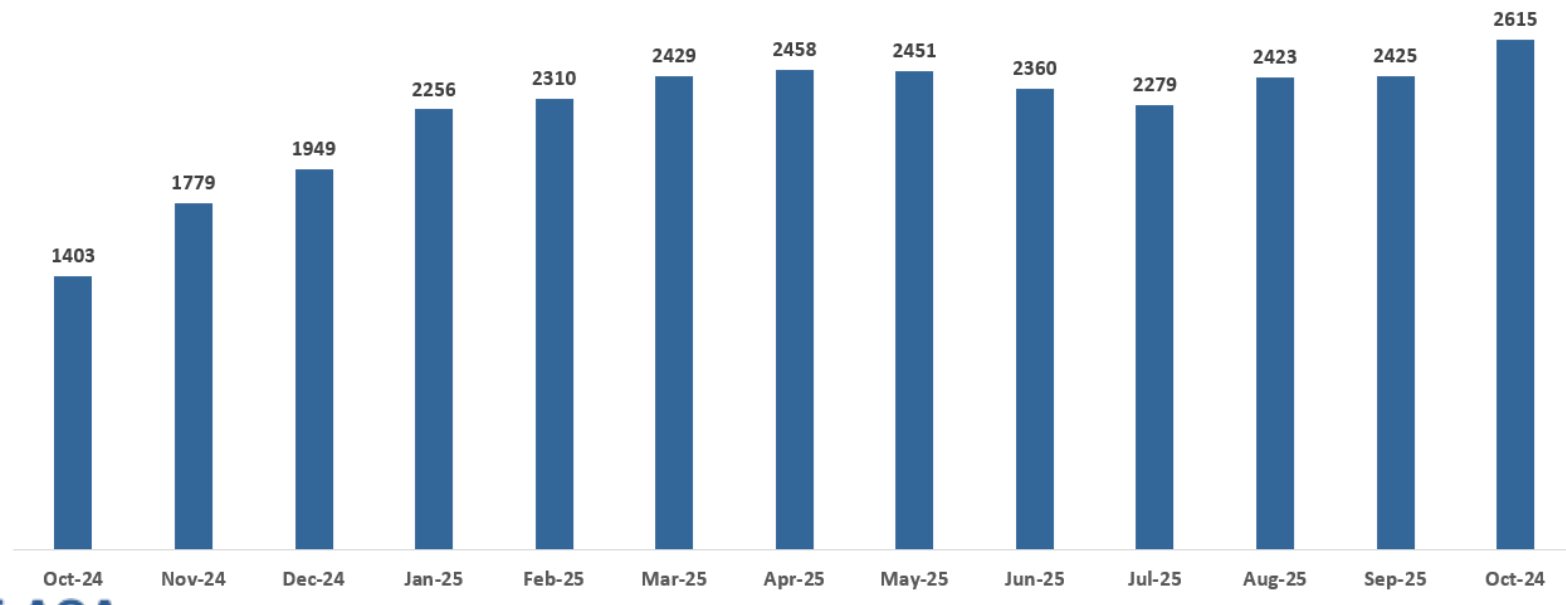
# Guided Buying



# User Experience & Forward Momentum

- Training challenges eased over time
- Recognition of CSUBUY's long-term value
- Interest in auxiliary-focused enhancements
- Increased engagement and feedback

# CSUBUY P2P: Adoption and System Usage – Users Per Month



# CSUBUY P2P: Adoption and System Usage – Requisition Count by Campus

Highlight: Reflects continued adoption of CSUBUY.

Bakersfield	
Business Unit Description	Requisition Count
Bakersfield	3,749
Foundation	422
Sponsored Programs Admin	245
Stdnt-Centered Enterprises	85
Associated Students Inc	85
CSUB	3
<b>Total</b>	<b>4,589</b>

Chancellor's Office	
Business Unit Description	Requisition Count
CSU Office of the Chancellor	2,037
CSU Foundation	12
Chancellor's Office	1
<b>Total</b>	<b>2,050</b>

Chico	
Business Unit Description	Requisition Count
California State Univ, Chico	6,274
<b>Total</b>	<b>6,274</b>

Fresno	
Business Unit Description	Requisition Count
CSU Fresno	8,600
CSU, Fresno Athletic Corp	1,958
<b>Total</b>	<b>10,558</b>

Humboldt	
Business Unit Description	Requisition Count
Cal Poly Humboldt	3,970
Cal Poly Sponsored Programs	1,940
Cal Poly Humboldt Foundation	208
Cal Poly Associated Students	17
Cal Poly Real Estate Holdings	2
<b>Total</b>	<b>6,137</b>

San Luis Obispo	
Business Unit Description	Requisition Count
Cal Poly, San Luis Obispo	9,383
<b>Total</b>	<b>9,383</b>

San Marcos	
Business Unit Description	Requisition Count
Cal State San Marcos	3,885
CSUSM Corporation	573
CSUSM Foundation	316
CSUSM Associated Students Inc	51
<b>Total</b>	<b>4,825</b>

Sonoma	
Business Unit Description	Requisition Count
Sonoma State University	3,222
Associated Students of SSU	123
Sonoma State Enterprises, Inc	83
SSU Foundation	11
<b>Total</b>	<b>3,439</b>



# CSUBUY P2P: Efficiency - Requisition Cycle Time by Campus Go-Live VS. Today

Requisition Cycle Time			
Campus	Sep. 2023	Previous 30 Days	Last 30 Days
Fresno	4.8	2.8	2.0
Delta	-0.8		

Requisition Cycle Time			
Campus	Oct. 2023	Previous 30 Days	Last 30 Days
Chico	1.5	2.2	2.0
Delta	-0.2		

Requisition Cycle Time			
Campus	Mar. 2024	Previous 30 Days	Last 30 Days
Bakersfield	2.6	3.0	3.1
Delta	+0.1		

Requisition Cycle Time			
Campus	Mar. 2024	Previous 30 Days	Last 30 Days
San Luis Obispo	4.3	2.4	2.4
Delta	0.0		

Requisition Cycle Time			
Campus	Nov. 2024	Previous 30 Days	Last 30 Days
Chancellor's Office	7.4	2.1	2.1
Delta	0.0		

Requisition Cycle Time			
Campus	Nov. 2024	Previous 30 Days	Last 30 Days
Humboldt	6.5	2.0	3.0
Delta	+1.0		

Requisition Cycle Time			
Campus	Nov. 2024	Previous 30 Days	Last 30 Days
San Marcos	8.5	3.4	4.4
Delta	+1.0		

Requisition Cycle Time			
Campus	Nov. 2024	Previous 30 Days	Last 30 Days
Sonoma	5.4	4.6	6.7
Delta	+1.1		

# CSUBUY P2P: Efficiency - Voucher Cycle Time by Campus

Voucher Cycle Time			
Campus	Sep. 2023	Previous 30 Days	Last 30 Days
Fresno	13.3	7.6	5.8
Delta	-1.8		

Voucher Cycle Time			
Campus	Oct. 2023	Previous 30 Days	Last 30 Days
Chico	35.2	3.4	3.7
Delta	+0.3		

Voucher Cycle Time			
Campus	Mar. 2024	Previous 30 Days	Last 30 Days
Bakersfield	8.7	5.5	8.6
Delta	+3.1		

Voucher Cycle Time			
Campus	Mar. 2024	Previous 30 Days	Last 30 Days
San Luis Obispo	23.9	8.5	6.8
Delta	-1.7		

Voucher Cycle Time			
Campus	Nov. 2024	Previous 30 Days	Last 30 Days
Chancellor's Office	22.6	2.8	8.9
Delta	+6.1		

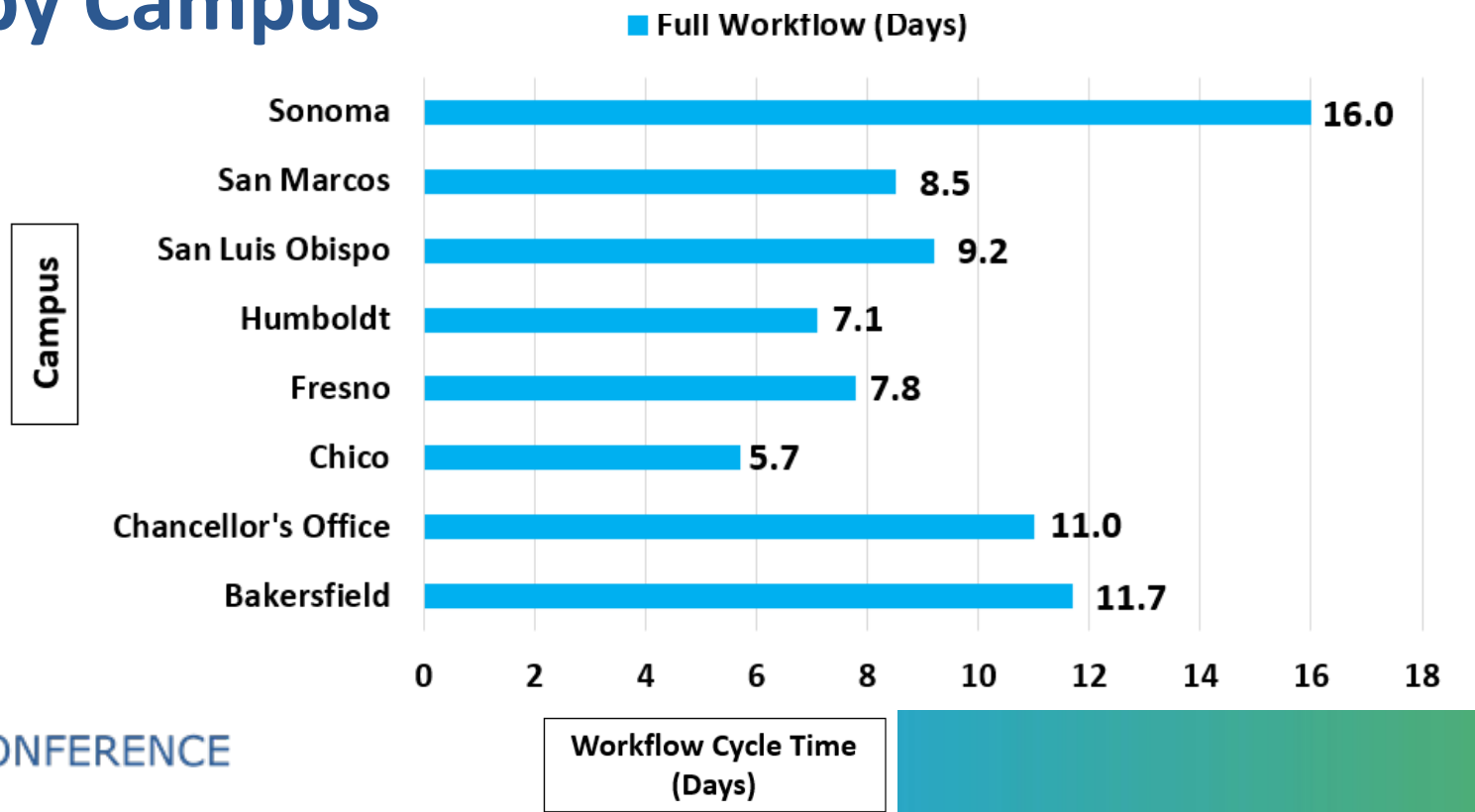
Voucher Cycle Time			
Campus	Nov. 2024	Previous 30 Days	Last 30 Days
Humboldt	17.2	3.5	4.1
Delta	+0.6		

Voucher Cycle Time			
Campus	Nov. 2024	Previous 30 Days	Last 30 Days
San Marcos	11.2	6.3	4.1
Delta	-2.1		

Voucher Cycle Time			
Campus	Nov. 2024	Previous 30 Days	Last 30 Days
Sonoma	29.3	8.6	9.3
Delta	+0.7		

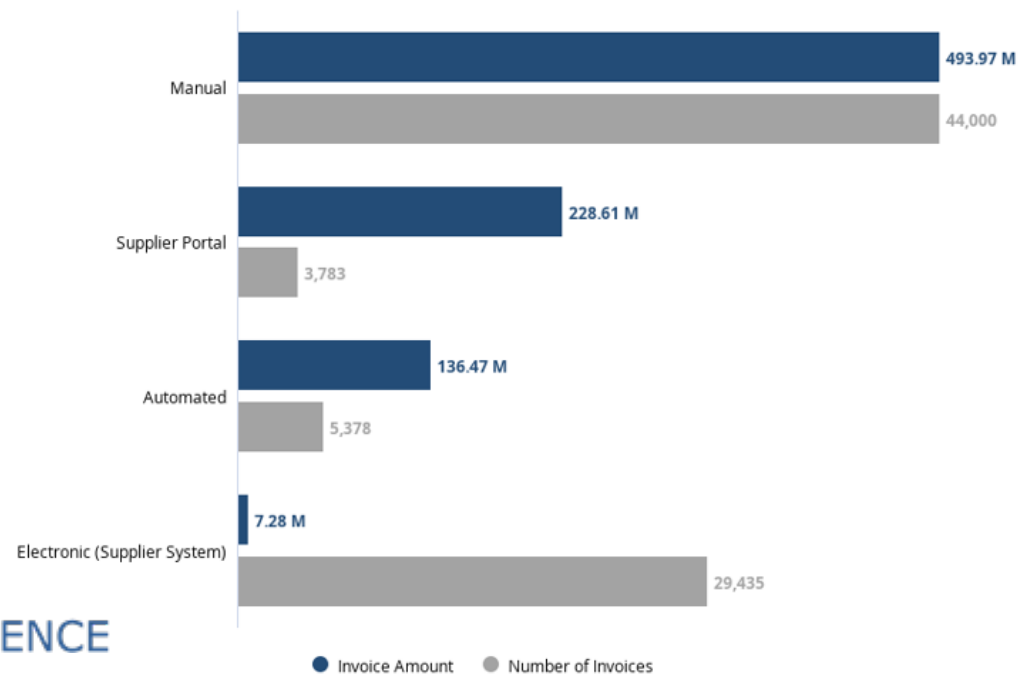
# CSUBUY P2P: Efficiency -Full Workflow

## Cycle by Campus



# CSUBUY P2P: Supplier Performance - Invoice Source

Table display the number of invoices by source type.  
**Highlight: 47% of the invoices are submitted electronically by suppliers.**



# Key Takeaways

- CSUBUY P2P provides strong transparency and workflow controls
- Collaboration and user confidence continue to grow
- Targeted enhancements will further benefit auxiliary operations



**THANK  
YOU!**





2026 ANNUAL CONFERENCE OAKLAND, JANUARY 11 - 13

AUXILIARY ORGANIZATIONS ASSOCIATION

**THE NEXT ERA OF AUXILIARIES**  
**SHAPING TOMORROW**



2026 ANNUAL CONFERENCE OAKLAND, JANUARY 11 - 13

AUXILIARY ORGANIZATIONS ASSOCIATION

**THE NEXT ERA OF AUXILIARIES**  
**SHAPING TOMORROW**

# ASSETS





# COMMITTEE ICONS



**PHILANTHROPY**



**RESEARCH ADMINISTRATION**



**BUSINESS AND  
FINANCIAL SERVICES**



**AS/SU/REC**



**PROPERTY DEVELOPMENT  
AND MANAGEMENT**



**HUMAN RESOURCES**



**RISK MANAGEMENT**



**INFORMATION TECHNOLOGY**



**COMMERCIAL SERVICES**



**GENERAL**

# GUIDELINES

## FOR USING THE PRESENTATION

### **Presenters should:**

- First, download the pptx file
- Then, upload the pptx file to Microsoft PowerPoint or Google Drive
- Then, they can edit the presentation template with their information. Any slides that are not needed can be deleted.

### **Tips:**

#### Using Committee Icons

- The icons are on the last slide
- They can be copy-pasted into the title slide, replacing the placeholder AOA General Sessions icon