


WEDNESDAY 9 JULY

12.00 – 18.00 Registration open

13.30–14.30	WORKSHOPS, SPONSORED SYMPOSIA AND NETWORKING SESSION 1
W1	Ultrasound guided workshop <i>The Symposium Mammographicum team offer fully immersive hands-on biopsy workshops with thanks to the exhibitors for supply of the US machines and kits</i>
W2	Contrast enhanced mammography: Case based workshop Facilitators: Sarah Tennant and Betty Giannotti Review of cases on workstations
W3	Basics of MRI for dummies <i>Oliver Morrish and Marianna Telesca</i> Overview of basics and artifacts Holly Elbert, University Hospitals Bristol NHS Foundation Trust Clinical cases Marianna Telesca
W4	Framing the challenge: Positioning and image evaluation Chairs: Claire Borrelli and Claire Mercer Facilitators: Lyndsey Kinnear and Letitia Adamah-Miles
W5	Sponsored symposia by MIS

14.30 Tea break

14.50–15.50	WORKSHOPS, SYMPOSIA AND NETWORKING SESSION 2
W6	Vacuum excision biopsy
W7 	Family history workshop Facilitators: Di Dagleish, Alice Moody and Mayada Haydar
W8	Advanced MRI for experts: Case based review Facilitators: Liz O'Flynn and Sarah Vinnicombe Diffusion weighted imaging and techniques for ultra-fast MRI Review of cases on workstations
W9	How to adjust your screening practice to ensure equity in neurodiverse clients Facilitators: Helen Taylor and Noelle Clerkin Supporting autistic people in healthcare – what does the literature tell us? Ben Potts Scenario based workshop, barriers in accessing breast care and supporting attendance and re-attendance Animal assistance: Apollo's journey
W10A	Sponsored symposia by Siemens (repeated sessions 10A and 10B) 14.50-15.15
W10B	Sponsored symposia by Siemens (repeated sessions 10A and 10B) 15.20-15.45

Gold sponsors

HOLOGIC®

SIEMENS
Healthineers

Silver sponsor

 **GE HealthCare**

Bronze sponsors

 **BD**  **esaote**  **It's Interventional.**
Patient centred people

Symposium Mammographicum recognise the ABPI Code of Practice and the implications for pharmaceutical companies that support the conference by way of exhibiting or sponsored sessions. Industry partners have no input into the educational content of the programme.

16.00-17.00	Opening plenary session: Wellbeing of the workforce Chairs: Sarah Vinnicombe, Chair COC, and Ros Given-Wilson, Symposium Mammographicum Organising Committee
16.00	Culture and team working behaviours - Giles Maskell, Consultant Radiologist, Royal Cornwall Hospital, Truro
16.25	How to ditch the superhero and be more super-human – Sarah Coope, Director of Training, Wild Monday
16.50	Discussion

17.00 – 19.00 Welcome reception, poster presentations and exhibition opening

Gold sponsors

HOLOGIC®

SIEMENS
Healthineers

Silver sponsor



GE HealthCare

Bronze sponsors



It's Interventional.
Patient centred people

THURSDAY 10 JULY

07.45 Fun run and wellbeing activity on the beach
08.15 Registration and exhibition open

08.55-09.30	Plenary session 2 Welcome and introduction <i>Michael J Michell, President, Symposium Mammographicum</i> Audrey Tucker Memorial lecture How can AI improve screening and equity? <i>Connie Lehman, Professor of Radiology, Harvard Medical School, USA</i>
09.30-10.30	Breast imaging in a changing world: Balancing value, sustainability and impact Chairs: <i>Sarah Vinnicombe and Betty Gianotti, Symposium Mammographicum Organising Committee</i> Crisis what crisis? Radiology and its role in planetary health <i>Andrea Rockall, ECR President and Clinical Chair of Radiology, Imperial College London</i> Optimising value: Addressing low value care and imaging <i>Matthew Wallis, Consultant Radiologist, Cambridge Breast Unit</i> SUSTAINABLE EUSOBI: Green initiatives in breast imaging <i>Paola Clauser, Radiologist, Medical University of Vienna</i> Discussion

10.30 - 11.15 Refreshments, exhibition and poster viewing
10.40 – 11.10 Rapid fire poster session

11.15-12.30	PARALLEL SESSIONS 1
1A	Embracing diversity Chairs: <i>Patsy Whelehan and Claire Bailey, Symposium Mammographicum Organising Committee</i> 11.15 Demographics and breast cancer – a “false mirror”? <i>Louise Wilkinson, Consultant Radiologist, Oxford University Hospitals NHS Foundation Trust</i> 11.30 Tackling socio-economic disparities in breast screening <i>Heidi Douglas, Associate Director of Public Health, NHS Tayside</i> 11.45 Mammography challenges in patients with cognitive impairments <i>Cláudia Sá dos Reis, Dean of Radiologic Medical Imaging Technology, Haut Ecole de Santé Vaud</i> 12.00 Tackling breast care disparities among black women <i>Leeanne Adu, Ambassador, Black Women Rising, The Leanne Pero Foundation</i> 12.20 Discussion
1B	Understanding the research journey Chairs: <i>Claire Borrelli and Claire Mercer, Symposium Mammographicum Organising Committee</i> 11.15

Gold sponsors



Silver sponsor



Bronze sponsors



Symposium Mammographicum recognise the ABPI Code of Practice and the implications for pharmaceutical companies that support the conference by way of exhibiting or sponsored sessions. Industry partners have no input into the educational content of the programme.

11.35	Incorporating research in your career or pursuing a career in research: What should you consider? <i>Katy Szczepura, Associate Professor in Medical Imaging Physics, University of Salford</i>
11.45	My research journey <i>Ivy Okereke, PhD Student, UCH</i>
12.00	My research journey <i>Noelle Clerkin, PhD Student, UCH</i>
	Audience pitch to panel <i>Ruth Strudwick, Professor in Diagnostic Radiography, University of Suffolk and Katy Szczepura, Associate Professor in Medical Imaging Physics, University of Salford</i>
1C	<p>Physics services: Delivery and development Chairs: <i>Oliver Morrish and Anna Burch, Symposium Mammographicum Organising Committee</i></p> <p>Understanding your physics service and their role in the breast care pathway <i>Mary Simon, Royal Surrey NHS Foundation Trust</i></p> <p>Update on IPEM 89 Physics Testing Recommendations <i>Emma Podnieks, University Hospitals Bristol and Weston NHS Foundation Trust</i></p> <p>Implications of new TG282 radiation dose model <i>John Loveland, NCCPM, Royal Surrey NHS Foundation Trust</i></p>
1D	Hologic sponsored workshop: CESM

12.30 – 13.45 Lunch exhibition and poster viewing

12.50 – 13.35 Breast biopsy workshop

13.45-15.00	PARALLEL SESSIONS 2
2A	<p>Imaging modality updates Chairs: <i>Nisha Sharma and Liz O' Flynn, Symposium Mammographicum Organising Committee</i></p> <p>BI-RADS update Mammo, US, MRI <i>Paola Clauser, Radiologist, Medical University of Vienna</i></p> <p>CEM: The new lexicon <i>Tamara Suaris, Consultant Breast Radiologist, St Bartholomew's Hospital, Bart's Health NHS Foundation Trust</i></p> <p>Ultrafast and abbreviated MRI <i>Fiona Gilbert</i></p> <p>Discussion</p>
2B	<p>ABS: Less is more? Chairs: <i>Asmaa Al-Allak and Sarah Tennant, Symposium Mammographicum Organising Committee</i></p> <p>13.45 This is how we do it <i>David Manson, ST in General Surgery</i> Video procedure case studies for discussion - Various procedures</p> <p>14.05 Axilla: Challenges beyond guidelines in the management <i>Gary Osborn, Breast Surgeon</i></p> <p>14.25 Is male breast imaging worth it? <i>Matthew Wallis</i></p> <p>14.45 Discussion</p>

Gold sponsors

HOLOGIC®

SIEMENS
Healthineers

Silver sponsor

 **GE HealthCare**

Bronze sponsors

 **BD**


 **esaote**

 **It's Interventional.**
patient centred people

Symposium Mammographicum recognise the ABPI Code of Practice and the implications for pharmaceutical companies that support the conference by way of exhibiting or sponsored sessions. Industry partners have no input into the educational content of the programme.

2C	Enhanced, Advanced and Consultant Radiography: Future pathways Chairs: Claire Mercer and Claire Borrelli, Symposium Mammographicum Organising Committee
13.45	Society of Radiographers overview of standards Tracy O'Regan, The Society and College of Radiographers
14.05	Overview of the multiprofessional standards Bev Snaith, Clinical Professor of Radiography, University of Bradford
14.25	Application of standards Joleen Kirsty Eden, Bolton NHS Foundation Trust
14.45	Discussion

15.00 - 15.45 Refreshments, exhibition and poster viewing

15.45-16.45	PARALLEL SESSIONS 3
3A	 Do targets help or hinder equality? Chairs: Zoe Goldthorpe and Cathy Coleman, Symposium Mammographicum Organising Committee Inequity of patients in research: Warwick trials unit Janet Dunn, Professor of Clinical Trials and Head of Cancer Trials, Warwick Clinical Trials Unit, University of Warwick Are targets targeting health inequality? Jo Trask, Patient Experience and Health Inequalities Programme Manager, Cheshire and Merseyside Cancer Alliance Targets: Carrots, sticks, and vital information Ben Collins, Associate Director of Strategic Delivery, Buckinghamshire Healthcare NHS Trust
3B	Short paper session 1: AI and screening Chairs: Marianna Telesca and Kaye Daye, Symposium Mammographicum Organising Committee
3C	MDT Session Chair: Dr Shalini Wijesuriya, Dorset NHS Foundation Trust Belinda Pearce, Consultant Breast Surgeon, University Hospitals Dorset Renu Ragupathi, Consultant Breast Oncologist, University Hospitals Dorset Rahul Deb
3D	Workshop FAST MRI Facilitators: Lyn Jones, Rebecca Geach and Abi Loose
3E	Hologic sponsored workshop: CESM

16.50-18.00	PARALLEL SESSIONS 4
--------------------	----------------------------

Gold sponsors




Silver sponsor



Bronze sponsors



Symposium Mammographicum recognise the ABPI Code of Practice and the implications for pharmaceutical companies that support the conference by way of exhibiting or sponsored sessions. Industry partners have no input into the educational content of the programme.

4A	<p>Making screening better Chairs: <i>Ros Given-Wilson and Nisha Sharma, Symposium Mammographicum Organising Committee</i></p> <p>16.50 The NHS BSP future vision <i>Sharon Webb, Head of Breast Screening-Operations and Emma O'Sullivan, NHS England</i></p> <p>17.00 Screen-detected atypia: Outcomes and follow-up <i>Karoline Freeman, Associate Professor, University of Warwick</i></p> <p>17.15 BSIS interval module: What can it tell us? <i>Jim Steel, Consultant Radiologist, University of Plymouth Hospitals NHS Trust</i></p> <p>17.30 Personalising screening - <i>Connie Lehman, Professor of Radiology, Harvard Medical School, USA</i></p> <p>17.50 Discussion</p>
4B	<p>Physics services: quality and improvement Chairs: <i>Oliver Morrish and Anna Burch, Symposium Mammographicum Organising Committee</i></p> <p>Mobile applications for user QC <i>Jonathan Cole, Royal Free London NHS Foundation Trust</i></p> <p>Management of image processing <i>Alistair Mackenzie, NCCPM, Royal Surrey NHS Foundation Trust</i></p>
4C 17.10-18.00	<p>ABC AGM</p> 
4D	<p>Breast biopsy workshop</p>

19.30 - 24.00 Conference dinner in the Pavilion Ballroom

Gold sponsors



Silver sponsor



Bronze sponsors



Symposium Mammographicum recognise the ABPI Code of Practice and the implications for pharmaceutical companies that support the conference by way of exhibiting or sponsored sessions. Industry partners have no input into the educational content of the programme.

FRIDAY 11 JULY

08.00-08.45	Sponsors symposia/ workshop Breast biopsy workshop – Limited places
Limited places	Workshop FAST MRI Facilitators: Lyn Jones, Rebecca Geach and Abi Loose

09.00-09.30	Plenary session 3 Introduction Sarah Vinnicombe, Chair COC, Symposium Mammographicum Sir John Stebbings Lecture: Inequalities and genetic screening Anneke Lucassen, Professor of Genomic Medicine, University of Oxford
09.30	Global breast cancer Chairs: Michael J Michell and Marianna Telesca, Symposium Mammographicum Organising Committee
09.35	Lancet commission on global breast cancer Charlotte Coles, Professor of Breast Clinical Oncology, University of Cambridge
09.50	Inequalities in outcomes Toral Gathani, Associate Professor, Cancer Epidemiology Unit, Consultant Oncoplastic Breast Surgeon, University of Oxford
10.05	Global volunteering Rajiv Dave, Consultant Oncoplastic Breast and Endocrine Surgeon, The Nightingale Centre, Wythenshawe Hospital, Manchester University NHS Foundation Trust; Honorary Senior Lecturer, Faculty of Biology, Medicine and Health, University of Manchester
10.20	Discussion

10.30 - 11.15 Refreshments and exhibition

10.40 – 11.10 Rapid Fire poster presentations

11.15-12.30	PARALLEL SESSIONS 5
5A	Trials update: Snapshots Chairs: Sarah Vinnicombe and Liz O'Flynn, Symposium Mammographicum Organising Committee
11.20	BRAID Fiona Gilbert
11.30	PROSPECTS Michael J Michell, Kings College Hospital
11.40	NOSTRA Dan Rea, Professor of Medical Oncology, University of Birmingham
11.50	DYAMOND Lyn Jones, Consultant Radiologist, North Bristol NHS Trust
12.00	CESAR Sarah Savaridas
12.10	ATNEC Amit Goyal, Consultant Oncoplastic Breast Surgeon, Royal Derby Hospital
12.20	TADPOLE Shelley Potter, Professor of Surgical Oncology, Bristol Medical School
12.30	Discussion with full panel

Gold sponsors

HOLOGIC®

SIEMENS Healthineers

Silver sponsor

GE HealthCare

Bronze sponsors

BD **esaote**

It's Interventional.

Symposium Mammographicum recognise the ABPI Code of Practice and the implications for pharmaceutical companies that support the conference by way of exhibiting or sponsored sessions. Industry partners have no input into the educational content of the programme.

5B	 <p>Hot topics in pathology Chairs: <i>Rahul Deb and Asma Al-Allak</i> Pathological journey of the whole specimen <i>Rahul Deb</i> B3 or B5a? LCIS and DCIS: What's the difference and why does it matter? <i>Clinton Boyd, Belfast Health and Social Care Trust</i> AI in pathology <i>Sarah Pinder, King's College Hospital</i></p>
5C	<p>Imaging techniques for radiography Chairs: <i>Noelle Clerkin and Helen Taylor, Symposium Mammographicum Organising Committee</i> How to implement CEM in your service - Training, time, efficiency... <i>Elizabeth Loftus, Trainee Consultant Mammographer, Bart's Health NHS Foundation Trust</i> Implementation of Patient Group Directive (PGD) <i>Grainne Harte, Imaging Governance and Quality Lead Radiographer, Belfast Health and Social Care Trust, Northern Ireland</i> Practical aspects of tomo and CEM biopsy <i>Rachel Sun, Radiographer, Nottingham</i></p>
5D	<p>Breast biopsy workshop</p>

12.30 - 13.45 Lunch and exhibition – exhibition closes

13.45-15.00	PARALLEL SESSIONS 6
6A	<p>AI in practice Chairs: <i>Mark Halling-Brown and Nisha Sharma, Symposium Mammographicum Organising Committee</i> AI for radiographer QI in mammography <i>Melissa Hill, Senior Imaging Scientist & Global Research Lead, Volpara Health</i> Implementation in Scotland: Platform approach <i>James Blackwood, Healthcare AI Expert, Scotland</i> Practical application of AI <i>Frederick Strand, Karolinska Institute, Sweden</i> EDITH <i>Sian Taylor-Phillips, Professor, Warwick Screening</i></p>
6B	<p>Short paper session 2: Diagnostic and management Chairs: <i>Lucy Cieleki and Sam Smith, Symposium Mammographicum Organising Committee</i></p>
6C	<p>Enhancing equity in screening experiences Chairs: <i>Claire Borelli and Cathy Coleman, Symposium Mammographicum Organising Committee</i> For blind and partially sighted people <i>Eamonn Dunne, Project Development Manager, Thomas Pocklington Trust</i> For people with hearing loss and deafness <i>Speaker tbc</i> Accessibility for clients with disabilities <i>Letitia Adamah-Miles, St George's Hospital</i> Might robots play a role in the future? <i>Roisin Bradley, Consultant Radiologist, York and Scarborough NHS Trust</i></p>

Gold sponsors

HOLOGIC®

**SIEMENS
Healthineers**

Silver sponsor

 **GE HealthCare**

Bronze sponsors

 **BD**

 **esaote**

 **It's Interventional.**
Patient centred people

Symposium Mammographicum recognise the ABPI Code of Practice and the implications for pharmaceutical companies that support the conference by way of exhibiting or sponsored sessions. Industry partners have no input into the educational content of the programme.

15.00-16.15	<p>CLOSING PLENARY SESSION: TIPS and TRICKS</p> <p>Chairs: <i>Michael J Michell, President, Symposium Mammographicum and Sarah Vinnicombe, Chair COC, Symposium Mammographicum</i></p> <p>Impact of advances in surgery on breast imaging <i>Leena Chagla, President, ABS</i></p> <p>Difficult cases and navigating consent in complex issues - Avoiding litigation</p> <p>Expert panel</p> <p>Prizegiving and closing remarks</p> <p><i>Michael J Michell, President, Symposium Mammographicum</i></p>
--------------------	---

Gold sponsors

HOLOGIC®

SIEMENS
Healthineers

Silver sponsor



GE HealthCare

Bronze sponsors



BD



It's Interventional.
Patient centred people