




UK IMAGING & ONCOLOGY
CONGRESS 2026

Putting humanity
at the centre of
healthcare

In the age of
the machine



8-10 JUNE 2026
ACC LIVERPOOL



Monday 8 June 2026

08:00-09:00 – Registration (Exhibition closed until 09:00)

08:00-09:00 - First-timers and international delegates breakfast

09:00-09:50 – Plenary 1

09:00	<p>Chair: <i>Dr Shah Islam, President, UKIO</i></p> <p>President's welcome <i>Dr Shah Islam, President, UKIO</i></p>
09:10	<p>Intelligent: The evolution of AI transforming healthcare <i>Professor Shafi Ahmed, Surgeon, Teacher, Entrepreneur, Futurist, Humanitarian</i></p>

09:50-10:35 – Refreshments & exhibition

10:35-11:35 – Parallel sessions A

A1 Clinical oncology	<p>Synthetic CT for radiotherapy planning Chair: <i>Christopher Moore, Clinical Scientist in MR Physics, The Christie NHS Foundation Trust</i></p> <p>Introduction to Synthetic CT - Dr Chelsea Sargeant, Postdoctoral Research Associate, University of Manchester Clinical implementation of MR-only pathways and synthetic-CT - Dr David Bird, Lead for Radiotherapy Imaging Clinical Innovation, Leeds Teaching Hospital NHS Trust</p>
-------------------------------------	---




UK IMAGING & ONCOLOGY
CONGRESS 2026

Putting humanity
at the centre of
healthcare

In the age of
the machine



8-10 JUNE 2026
ACC LIVERPOOL



<p>A2 Proffered papers</p>	<p>Workforce Chair: <i>TBC</i></p> <p>UK reporting radiographers perceptions of working from home - a national survey – <i>Tracey Turner, Advanced Practice Radiographer, University Hospitals of North Midlands</i></p> <p>Radiography workforce sustainability in rural and coastal services – <i>Sophie Willis, Associate Professor and Director of AHP and Social Work Education, University of Lincoln</i></p> <p>Workplace communication experiences of Internationally Recruited Radiographers (IRR) - a phenomenological study – <i>Nmesoma Ukaji, MRI Radiographer, Norfolk and Norwich University Hospital NHS Foundation Trust</i></p> <p>“I don’t know who you think I am!” - early quantitative insights from a national survey of autistic and/or neurodivergent radiographers in the United Kingdom – <i>Sam Pilkington, Research Assistant, University of the West of England</i></p> <p>Establishing the role of the clinical, non-medical workforce within interventional radiology – <i>Ruth Buckley, Research Lecturer, North West England Imaging Training Academy</i></p> <p>Professional and social identity in reporting radiographers – <i>James Marcus, Associate Professor of Diagnostic Radiography, University of Bradford</i></p>
<p>A3 Digital technology (collaborative innovation)</p>	<p>Debate: Autonomous AI in chest radiography - reckless or revolutionary?</p> <p>Details TBC</p>
<p>A4 Research</p>	<p>From strategy to publication - building research excellence Chair: <i>Nicky Hutton, Primary Care Cancer Engagement Manager, Cheshire and Merseyside Cancer Alliance</i></p> <p>Developing a regional Radiotherapy Research strategy - <i>Anna Southworth, Regional Radiotherapy Research Strategy Lead, North West Radiotherapy Network</i></p> <p>Writing for publication – <i>Dr Andrew Tootell, Associate Editor, Radiography / Associate Head Postgraduate Medical/Clinical Education & CPD, Edge Hill University</i></p> <p>Reviewing publications for a journal – <i>Professor Jonathan McNulty, Editor in Chief, Radiography / Vice Principal for Teaching & Learning, College of Health & Agricultural Sciences, University College Dublin, Ireland / Professor, School of Medicine, University College Dublin, Ireland</i></p>



UK IMAGING & ONCOLOGY
CONGRESS 2026

Putting humanity
at the centre of
healthcare

In the age of
the machine



8-10 JUNE 2026
ACC LIVERPOOL



<p>A5 DGH Radiology</p>	<p>DGH radiology: Head and neck - Acute head and neck infection Chair: <i>Dr Ayesha Khatib, Consultant Radiologist, University Hospital of Wales, Cardiff</i></p> <p>Acute neck infection – odontogenic - <i>Dr Lee Feinberg, Consultant Dental & Maxillofacial Radiologist, King’s College Hospital NHS Foundation Trust</i> Acute neck infection – non-odontogenic - <i>Dr Thomas Campion, Consultant Radiologist, Bart Health NHS Trust</i></p>
<p>A6 Urology</p>	<p>Urology case reviews PRE-BOOKED DELEGATES. Please visit the room at the start of the session to see if any places remain.</p> <p>Facilitator: <i>Dr Oliver Hulson, Consultant Radiologist, The Leeds Teaching Hospitals NHS Trust</i></p>
<p>A7 Ultrasound</p> <p>ULTRASOUND HUB, EXHIBITION HALL</p>	<p>MSK – Upper PRE-BOOKED DELEGATES. Please visit the room at the start of the session to see if any places remain. Hands-on demonstration sessions with live models.</p> <p>Facilitators: <i>Dr David Gay, Consultant Radiologist, Torbay and South Devon NHS Foundation Trust; Dr Tom Luff, Consultant Radiologist, Torbay and South Devon NHS Foundation Trust; Dr Alun Davies, Consultant Radiologist, University Hospitals Plymouth NHS Trust; and Dr Phil McNee, Consultant Radiologist, University Hospital Southampton NHS Foundation Trust</i></p>
<p>A8 Wellbeing</p>	<p>Cultural change without burnout - leading digital transformation through CLEAR conversations</p> <p>Facilitator: <i>Vafa Taleban, Leadership Consultant, Speaker, and former Reporting MRI Radiographer</i></p>
<p>A9 Industry</p> <p>KNOWLEDGE HUB 1</p>	<p>Sponsored session by FUJIFILM Healthcare UK Ltd: Details TBC</p>



11:40-12:40 – Parallel sessions B

<p>B1 Clinical oncology</p>	<p>Real world radiotherapy and platform trials - evolving palliative NSCLC care with TOURIST Chair: <i>Lynsey Devlin, Research and Development Radiographer, West of Scotland Cancer Centre</i></p> <p>The TOURIST platform – a paradigm shift in the management of IV NSCLC?/ QUARTZ Lung: Simple palliative radiotherapy to the thorax still of relevance? - <i>Dr David Woolf, Consultant in Clinical Oncology and Honorary Senior Lecturer, The Christie NHS Foundation Trust and The University of Manchester</i></p> <p>Is there a role for radiotherapy in the first line management of stage 4 NSCLC? - <i>Professor Matthew Hatton, Consultant and Honorary Professor in Clinical Oncology, Weston Park Cancer Centre</i></p> <p>State of play and lessons learnt so far - <i>Konstantinos Rizos, Clinical Scientist, National Radiotherapy Trials Quality Assurance (RTTQA) Group, Mount Vernon Cancer Centre</i></p> <p>Understanding patient experience - the role of embedded qualitative research in the TOURIST platform – <i>Dr Amy Hancock, Director of Medical Imaging, University of Exeter</i></p>
<p>B2 Proffered papers</p>	<p>Clinical Chair: <i>TBC</i></p> <p>Phantom-based optimisation of parathyroid PET/CT reconstruction Using 3D-printed ellipsoidal inserts - effects of matrix sizes, TOF and PSF modelling – <i>Speaker TBC</i></p> <p>Assessment of the impact of time to treatment initiation on overall survival in metastatic pancreatic adenocarcinoma treated with triplet palliative chemotherapy – <i>Dr Khaing Nyunt, Specialist Registrar (Medical Oncology), Maidstone and Tunbridge Wells NHS Trust</i></p> <p>Evaluation of factors affecting gaps in head and neck cancer radiotherapy – <i>Lisa Hay, Advanced Practitioner Radiographer - Head and Neck/Research, The Beatson West of Scotland Cancer Centre</i></p> <p>Diagnostic yield of CT urography in adults aged 50–59 with visible haematuria - a four-year review – <i>Dr Tian Huang, Radiology Registrar, North Bristol NHS Trust</i></p> <p>Iatrogenic cystic pulmonary changes post-fetoscopic laser ablation (FLA) for twin-twin-transfusion syndrome (TTTS) - challenging the diagnosis of congenital cystic adenomatoid malformation (CCAM) - <i>Gabor Szloboda, Medical Student, University of Sheffield Medical School</i></p> <p>Understanding causes of anxiety in head and neck cancer patients having radiotherapy - a literature review – <i>Ellie Light, Therapeutic Radiographer and Research Assistant, The University of Liverpool</i></p>



UK IMAGING & ONCOLOGY
CONGRESS 2026

Putting humanity
at the centre of
healthcare

In the age of
the machine



8-10 JUNE 2026
ACC LIVERPOOL



B3 Service optimisation	<p>Innovations in cardiac CT and MRI services supporting improving patient access Chair: <i>Sheila Black, Head of the Community Diagnostic Centre Programme, NHS England</i></p> <p>NICE Guidelines and impact on cardiac CT services - <i>Dr Carl Roobottom, Consultant Radiologist and previous Clinical Lead For NICE, University Hospitals Plymouth NHS Trust</i></p> <p>Drugless cardiac CT - a service innovation to improve access and flow - <i>Ross Thorpe, Clinical Specialist Cardiac CT Radiographer, University Hospitals Plymouth NHS Trust</i></p> <p>Establishing a cardiac MRI service at Kettering General Hospital - from outsourcing to in-house excellence - <i>Stephen Mathew, Specialist Radiographer Cardiac MRI, University Hospitals of Northamptonshire NHS Group</i></p>
B4 Industry (UKIO-led)	<p>Scan smart, scan green - sustainability in modern radiology</p> <p>Details TBC</p>
B5 DGH Radiology	<p>DGH radiology: GI & hep Chair: <i>TBC</i></p> <p>The critical mass - GI oncological emergencies for the general radiologist - <i>Dr Sai Eleti, GI Consultant Radiologist, Barts Health NHS Trust; and Dr Carla Gonclaves, GI Consultant Radiologist, Guy's and St Thomas' NHS Foundation Trust</i></p> <p>NG tube safety - <i>Gillian Roe, Extended Imaging Practitioner, Leeds Teaching Hospitals NHS Trust</i></p>
B6 Emergency & trauma	<p>Case reviews: Emergency & trauma - cardiothoracic emergencies PRE-BOOKED DELEGATES. Please visit the room at the start of the session to see if any places remain. Chair: <i>Dr John Dreisbach, Consultant Cardiothoracic Radiologist, NHS Golden Jubilee</i></p> <p>Acute aortic syndrome - <i>Dr Xinyi Qiu, ST5 Radiology Registrar, NHS Greater Glasgow and Clyde</i></p> <p>Cardiovascular medical devices on ICU - X-Ray and CT - <i>Dr Ryan Grech, Consultant Cardiothoracic Radiologist, NHS Golden Jubilee</i></p> <p>CT imaging in endocarditis - <i>Dr Lindsey Norton, Consultant Cardiac Radiologist, NHS Golden Jubilee</i></p>



UK IMAGING & ONCOLOGY
CONGRESS 2026

Putting humanity
at the centre of
healthcare

In the age of
the machine



8-10 JUNE 2026
ACC LIVERPOOL



<p>B7 Ultrasound</p>	<p>MSK – Lower PRE-BOOKED DELEGATES. Please visit the room at the start of the session to see if any places remain. Hands-on demonstration sessions with live models.</p>
<p>ULTRASOUND HUB, EXHIBITION HALL</p>	<p>Facilitators: <i>Dr David Gay, Consultant Radiologist, Torbay and South Devon NHS Foundation Trust; Dr Tom Luff, Consultant Radiologist, Torbay and South Devon NHS Foundation Trust; Dr Alun Davies, Consultant Radiologist, University Hospitals Plymouth NHS Trust; and Dr Phil McNee, Consultant Radiologist, University Hospital Southampton NHS Foundation Trust</i></p>

12:45-13:30 – Eponymous lectures

<p>Eponymous lectures</p>	<p>ScoR Martine Jackson Memorial Lecture: Shaping the future of cancer care - the expanding horizons of therapeutic radiography</p> <p><i>Professor Ricardo Khine, Director of Education & Deputy Institute Director, Institute of Health Sciences Education, Faculty of Medicine and Dentistry, Queen Mary University of London</i></p>
----------------------------------	---

12:40-14:00 – Lunch & exhibition

<p>Ultrasound</p>	<p>Head & neck PRE-BOOKED DELEGATES. Please visit the room at the start of the session to see if any places remain.</p>
<p>ULTRASOUND HUB, EXHIBITION HALL</p>	<p>Hands-on demonstration sessions with live models. Facilitators: <i>TBC</i></p>



UK IMAGING & ONCOLOGY
CONGRESS 2026

Putting humanity
at the centre of
healthcare

In the age of
the machine



8-10 JUNE 2026
ACC LIVERPOOL



12:55-13:55

Pitch your
project

KNOWLEDGE
HUB 2

Pitch your project

Watch delegates pitch their research or service improvement project proposal to the team of UKIO Unicorns for a chance to win a grant of £5,000 from the ROC.

13:35-13:55

Radiotherapy
hub

RADIOTHERAPY
HUB,
EXHIBITION
HALL

Oncology Systems: Facing the future - implementing DSPS-Prominent® shells into clinical use with SGRT

This session will cover the background and methodology behind implementing DSPS-Prominent shells into clinical use, clinical advantages, a discussion around some challenges we faced, followed by some patient case studies showcasing real-life examples.

Speaker: *Robyn Stirton, Advanced Imaging Radiographer, Raigmore Hospital*



UK IMAGING & ONCOLOGY
CONGRESS 2026

Putting humanity
at the centre of
healthcare

In the age of
the machine



8-10 JUNE 2026
ACC LIVERPOOL



14:00-15:00 – Parallel sessions C

<p>C1 Clinical oncology</p>	<p>Beyond chronological age - person-centred radiotherapy for older adults Chair: <i>Dr Catherine Hanna, Consultant Clinical Oncologist, Queen’s University Belfast and Belfast Health and Social Care Trust</i></p> <p>Optimising radiotherapy for older adults - clinical, technical and human considerations – <i>Dr Anita O’Donovan, Assistant Professor and Course Director Discipline of Radiation Therapy, Trinity College Dublin, Ireland</i></p> <p>Advanced nurse practitioner in medical oncology (older adult) – <i>Michelle Hannan, Advanced Nurse Practitioner in Geriatric Oncology, University Hospital Waterford, Ireland</i></p>
<p>C2 Patients</p>	<p>The journey to co-production - shaping the future of collaborative healthcare together Chairs: <i>Professor Naomi Shiner, Faculty Director of Simulation for Medicine and Health Sciences, Keele University; and Dr Paul Lockwood, Reader in Diagnostic Radiography, Canterbury Christ Church University</i></p> <p>From focus groups to co-production – engagement in pregnancy loss research - <i>Dr Ian Simcock, Clinical-Academic Radiographer, Great Ormond Street Hospital for Children NHS Foundation Trust</i></p> <p>Nothing about us without us - patients as co-producers of their own care - <i>Sarah Barley-McMullen, Patient Partner</i></p> <p>Partnering with caregivers - transforming the imaging experience in child abuse investigations - <i>Jessica Eaton, Clinical Academic Radiographer, Great Ormond Street Hospital for Children NHS Foundation Trust</i></p>
<p>C3 Education & workforce</p>	<p>From vision to value - delivering the Darzi Shifts in imaging and oncology Chair: <i>Kerry Mills, National Strategic Lead, Clinical Education Programmes, NHS England</i></p> <p>Acute to community care in imaging - preparing the workforce for the challenge – <i>Professor Beverly Snaith, Clinical Professor of Radiography, Mid Yorkshire Teaching NHS Trust and University of Bradford</i></p> <p>The analogue to digital gap - tackling the safety screening paper mountain! - <i>Dr Martine Mallinson, Lead Research Radiographer, Mid Yorkshire Teaching NHS Trust</i></p> <p>Treatment to prevention - <i>Caitriona Crawford, National Manager (FCN Northern Ireland), The Farming Community Network</i></p>



UK IMAGING & ONCOLOGY
CONGRESS 2026

Putting humanity
at the centre of
healthcare

In the age of
the machine



8-10 JUNE 2026
ACC LIVERPOOL



C4 Digital technology (collaborative innovation)	KLAS Research presents: Scaling AI - why so many fail and a few win Details TBC
---	---

15:00-15:40 – Refreshments & exhibition

15:10-15:40

Rapid fire ePoster presentations 1 KNOWLEDGE HUB 1, EXHIBITION HALL	Rapid fire ePoster presentations 1 Chair: <i>TBC</i> Empowering staff - a transformative experience-based design approach to wellbeing in Community Diagnostic Centres – Alice Clayton, Quality Improvement and Measurement Associate, NHS Elect Improving communication between OMFS and radiology departments – a QI project – Saraaz Khalil, AHP & Nursing / Midwifery / Radiology Practice Educator, Barnsley Hospital NHS Foundation Trust Parents/carers perceptions of provision of high-quality paediatric care by radiographers – a qualitative study – Dr Laura McLaughlin, Lecturer, University College Cork Patient experiences of radiation-induced menopause in cervical and endometrial cancer - a scoping review – Speaker TBC Elemental composition of different pigmented tattoo inks - effects on radio-transparency and diagnostic image quality – Speaker TBC
--	--

15:15-15:35

Radiotherapy hub RADIOTHERAPY HUB	Ergéa: Maximising radiotherapy service performance in the UK through Managed Equipment Services (MES) - technology access, efficiency, and enhanced patient care Speaker: Alex Britton, Radiotherapy Business Development Manager, Ergéa This talk will explore how Managed Equipment Services (MES) can transform radiotherapy delivery across UK cancer centres by improving technology access, enhancing patient care, and strengthening operational and financial sustainability.
--	---



UK IMAGING & ONCOLOGY
CONGRESS 2026

Putting humanity
at the centre of
healthcare

In the age of
the machine



8-10 JUNE 2026
ACC LIVERPOOL



15:15-16:15

CoR/RCR

Quality Standard for Imaging (QSI) 2026

Chair: *TBC*

KNOWLEDGE
HUB 3,
EXHIBITION
HALL

The Quality Standard for Imaging has undergone review over the past 12 months, and we are pleased to share with you the changes that are coming. We have undertaken a rigorous review process taking into consideration feedback from imaging services, our assessment process, new guidance, and emerging technologies. Two new areas for the standard are around artificial intelligence and machine learning, and sustainability. Come along to this session and find out more about the updates, what they mean for services using the QSI and how we will be supporting services with the updated standard.

Speakers: *Charlotte Beardmore, Executive Director of Professional Policy, SoR; Alexandra Lipton, Professional Officer, SoR; Katherine Jakeman, Quality Improvement Partner, RCR; and Nicola Hancock, Quality Improvement Manager, RCR*

15:40-16:40 – Parallel sessions D

D1

Clinical
oncology

Patient-centred care and sustainable, inclusive approaches to PPI

Chair: *Charlotte Burnside, Professional Academic Lead Diagnostic Imaging and Associate Professor of Health and Care Professions Education, Birmingham City University; and Anna Southworth, Radiotherapy Treatment Delivery Team Leader and Research Specialist, Lancashire Teaching Hospitals NHS Foundation Trust*

Title TBC – *Dr Aileen Duffton, Lead Research and Development Radiographer, The Beaton West of Scotland Cancer*

Title TBC – *Tamsin Nash, PhD Student, University of Edinburgh*

Best practice for patient-centred radiotherapy in clinical trials and beyond—a national multidisciplinary consensus – *Dr Harshani Green, Clinical Oncology Consultant in Uro-Oncology, The Royal Marsden NHS Foundation Trust*



UK IMAGING & ONCOLOGY
CONGRESS 2026

Putting humanity
at the centre of
healthcare

In the age of
the machine



8-10 JUNE 2026
ACC LIVERPOOL



<p>D2 Proffered papers</p>	<p>Service delivery Chair: <i>TBC</i></p> <p>Regional cardiac imaging at scale - a collaborative model that works – <i>Dr Peter Strouhal, Medical Director, Alliance Medical</i></p> <p>Patient centring in CT - an international survey of current practices and technological developments – <i>Yasser Hadi, PhD Candidate, University College Cork</i></p> <p>Time for change - management of metastatic spinal cord compression – <i>Speaker TBC</i></p> <p>Putting children’s rights at the centre of imaging procedures - the international iSupport standards – <i>Speaker TBC</i></p> <p>One stop sarcoma service – a comprehensive patient-centred approach – <i>Aaron Brereton, Trainee Consultant Radiographer, Royal Devon University Healthcare NHS Foundation Trust</i></p> <p>A national programme – breast cancer pathways: A digital clinical placement for mammographers – <i>Alison Sanneh, DCP Faculty Lead, The Christie NHS Foundation Trust and Beverley Scragg, Lecturer in Radiography, University of Salford</i></p>
<p>D3 Education & workforce</p>	<p>From strategy to service - supporting leadership in practice Chair: <i>Kerry Mills, National Strategic Lead, Clinical Education Programmes, NHS England</i></p> <p>Rooted from radiography practice, reaching for the canopy - strategic senior leader voices shaping healthcare’s future – <i>Dr Gareth Hill, Associate Director NMAHP (Nursing Midwifery and Allied Health Professions), NHS Education for Scotland</i></p> <p>Leading for empowerment – transforming a disengaged Imaging Network - <i>Cathy Walsh, Imaging Network Director, West of England Imaging Network; and Richard Strudwick, Programme Director, CoCreate Consultancy</i></p> <p>Strengthening workforce development, retention, and wellbeing across imaging services - <i>Carolyn Dyer, Head of Radiology, Kettering General Hospital Foundation Trust</i></p>
<p>D4 Digital technology (collaborative innovation)</p>	<p>AIDF in review - momentum or mission drift?</p> <p>Details TBC</p>



UK IMAGING & ONCOLOGY
CONGRESS 2026

Putting humanity
at the centre of
healthcare

In the age of
the machine



8-10 JUNE 2026
ACC LIVERPOOL



D5 Wellbeing	<p>Burnout in educational and clinical practice - understanding the human cost and care Chair: <i>TBC</i></p> <p>SCoR ASRT exchange lecture: Under pressure - unpacking burnout in US radiologic science educators– <i>Kerry Dunn, Senior Lecturer - Radiography Program, Georgia Southern University, USA</i></p> <p>Burnout as a wellbeing factor in shiftwork - what next for the UK? Engaging with the culture of 247 service delivery – <i>Jason Elliott, Lecturer: Diagnostic Radiography and Imaging, Cardiff University</i></p>
D6 DGH Radiology	<p>DGH radiology: Emergency and trauma Chair: <i>Dr John Dreisbach, Consultant Cardiothoracic Radiologist, NHS Golden Jubilee</i></p> <p>Spinal trauma – <i>Dr V-Liem Soon, Consultant MSK Radiologist, NHS Greater Glasgow and Clyde</i></p> <p>Neurovascular emergencies – <i>Dr Finn Begbie, Consultant Neuroradiologist, Institute of Neurological Sciences, Glasgow</i></p> <p>Major haemorrhage – imaging and management – <i>Dr James Vassallo, Consultant Interventional Radiologist, NHS Forth Valley</i></p>
D8 Neurology	<p>Neurology case reviews PRE-BOOKED DELEGATES. Please visit the room at the start of the session to see if any places remain.</p> <p>Facilitators: <i>Dr Arpita Chattopadhyay, Neuroradiologist, Nottingham University Hospitals NHS Trust; and Dr Asad Saeed, Consultant Neuroradiologist, Nottingham University Hospitals NHS Trust</i></p>

16:45-17:45 – Parallel sessions E

E1 Emergency & trauma	<p>The role of the radiology department in emergencies Chair: <i>Dr Stuart McEwan, ST5 Radiology Registrar, NHS Greater Glasgow & Clyde</i></p> <p>Pathways and CT protocols for emergencies – <i>Dr Tom Blankenstein, Consultant MSK Radiologist, NHS Lothian</i></p> <p>Communication and leadership in emergencies – <i>Dr John Dreisbach, Consultant Cardiothoracic Radiologist, NHS Golden Jubilee</i></p> <p>Are we still ‘real’ doctors? Emergencies Radiologists have to manage themselves – <i>Dr Stuart McEwan, ST5 Radiology Registrar, NHS Greater Glasgow & Clyde</i></p>
--	--



UK IMAGING & ONCOLOGY
CONGRESS 2026

Putting humanity
at the centre of
healthcare

In the age of
the machine



8-10 JUNE 2026
ACC LIVERPOOL



<p>E2 Proffered papers</p>	<p>Radiotherapy Chair: <i>TBC</i></p> <p>Introducing open-face mask immobilisation for radical and palliative brain radiotherapy - a service evaluation – <i>Phil Ivens, Treatment Delivery Team Leader, Rosemere Cancer Centre</i></p> <p>Towards a sustainable, innovative and person-centred radiotherapy funding model - insights from a three paper commentary series – <i>Daniel Hutton, Network Manager, NW Radiotherapy Network</i></p> <p>A single centre intrauterine brachytherapy experience based co-design project for quality improvement – <i>Kirstie Johnson, Consultant Therapeutic Radiographer, Hull University Teaching Hospitals</i></p> <p>Identify and implement initiatives that facilitate professional development and embed radiographer-led research throughout Scotland – INNOVATE-RADSCOT – <i>Speaker TBC, NHS Greater Glasgow & Clyde</i></p> <p>Radiotherapy treatment and beyond – mapping late effects service provision in England - <i>Rebecca Breen, Therapeutic Radiographer, NW Radiotherapy Network</i></p>
<p>E3 Service optimisation</p>	<p>Digital and AI services in imaging - enabling service transformation and national policy delivery (SR26) Chair: <i>TBC</i></p> <p>National policy directions for AI in imaging - implications for the SR26 spending review – <i>Jos Kelly, AI Policy lead, Joint DHSC/NHSE Digital Policy Unit, Department of Health & Social Care</i></p> <p>The role of AI in imaging - national perspective and service impact - <i>Dr Joe Barnett, Consultant Radiologist, Royal Free London NHS Foundation Trust, and National Specialty Advisor for Imaging (AI and Digital), NHS England</i></p> <p>How QSI is enabling AI and digital transformation in imaging service – <i>Alexandra Lipton, Professional Officer, SoR</i></p>
<p>E4 Industry</p>	<p>AXREM: MRI safety and patient experience in a high-tech era - designing safer, calmer, more human MRI pathways</p> <p>A practical session exploring how evolving MRI safety standards and patient centred design can create safer, calmer MRI pathways. Includes real world case studies on AI-supported screening, ambient experience tools, and workflow improvements.</p>



UK IMAGING & ONCOLOGY
CONGRESS 2026

Putting humanity
at the centre of
healthcare

In the age of
the machine



8-10 JUNE 2026
ACC LIVERPOOL



<p>E5 Doctorate Den</p>	<p>Research under pressure - lifting the lid Chair: <i>Dr Emma Hyde, Head of Education and Research, Society of Radiographers; and Immediate Past President, UKIO</i></p> <p>Got a research idea? Look at the big picture to gain clarity and direction - <i>Dr Martine Mallinson, Lead Research Radiographer, Mid Yorkshire Teaching NHS Trust</i></p> <p>Igniting curiosity - building a research pathway that strengthens services and supports doctoral aspirations - <i>Dr Jenna Tugwell-Allsup, Research Radiographer, Betsi Cadwaladr University Health Board</i></p> <p>Protecting your research time - <i>Dr Paul Lockwood, Reader in Diagnostic Radiography, Canterbury Christ Church University</i></p> <p>Bouncing back - confronting failure for future successes - <i>Dr Ian Simcock, Clinical Academic Radiographer, Great Ormond Street Hospital for Children NHS Foundation Trust</i></p>
<p>E6 DGH Radiology</p>	<p>DGH radiology: Neurology - a closer look at the orbits Chair: <i>Dr Arpita Chattopadhyay, Neuroradiologist, Nottingham University Hospitals NHS Trust; and Dr Asad Saeed, Consultant Neuroradiologist, Nottingham University Hospitals NHS Trust</i></p> <p>Orbital pathologies - part 1 - <i>Dr Sarah Abdulla, Consultant Neuroradiologist, Northern Care Alliance NHS Foundation Trust</i></p> <p>Orbital pathologies - part 2 – <i>Dr Adam Iqbal, Consultant Neuroradiologist, Nottingham University Hospitals NHS Trust</i></p>
<p>E7 GI & hep</p>	<p>GI & hep case reviews PRE-BOOKED DELEGATES. <i>Please visit the room at the start of the session to see if any places remain.</i></p> <p>Facilitators: <i>Dr Sai Eleti, GI Consultant Radiologist, Barts Health NHS Trust; and Dr Carla Gonclaves, GI Consultant Radiologist, Guy's and St Thomas' NHS Foundation Trust</i></p>
<p>E8 Ultrasound</p> <p>ULTRASOUND HUB, EXHIBITION HALL</p>	<p>MSK – Upper PRE-BOOKED DELEGATES. Please visit the room at the start of the session to see if any places remain. Hands-on demonstration sessions with live models.</p> <p>Facilitators: <i>Dr David Gay, Consultant Radiologist, Torbay and South Devon NHS Foundation Trust; Dr Tom Luff, Consultant Radiologist, Torbay and South Devon NHS Foundation Trust; Dr Alun Davies, Consultant Radiologist, University Hospitals Plymouth NHS Trust; and Dr Phil McNee, Consultant Radiologist, University Hospital Southampton NHS Foundation Trust</i></p>

UKIO

UK IMAGING & ONCOLOGY
CONGRESS 2026

Putting humanity
at the centre of
healthcare

In the age of
the machine



8-10 JUNE 2026
ACC LIVERPOOL

 **BIR**
British Institute of Radiology

 **CoR**
THE COLLEGE OF
RADIOGRAPHERS

IPEM
Institute of Physics and
Engineering in Medicine

17:45-18:30– Welcome reception Meet and network with colleagues, and view the ePosters. *EXHIBITION HALLS*

19:30-late – UKIO social: join us for drinks, dinner and dancing at the Titanic hotel (pre-booked delegates only)



UK IMAGING & ONCOLOGY
CONGRESS 2026

Putting humanity
at the centre of
healthcare

In the age of
the machine



8-10 JUNE 2026
ACC LIVERPOOL



Tuesday 9 June 2026

08:45-09:15– Registration (Exhibition closed until 09:00)

09:15-11:00 – Plenary 2

09:15	President’s welcome day 2 - Dr Shah Islam, President, UKIO
09:20	Signify Research presents: The AI in imaging paradox - expensive failure or necessary prerequisite? Panel: Steve Holloway, Chief Executive Officer, Signify Research, Dr Shah Islam, President, UKIO and rest of panel TBC

11:00-11:40 – Refreshments & exhibition

11:10-11:30

Radiotherapy hub	THOR Photomedicine: The use of PBM in the management of acute radiotherapy toxicity Speakers: Nic Freeman, Consultant Therapeutic Radiographer, University Hospitals of Leicester NHS Trust; and Paul Burns, Healthcare Manager - UK, Europe, Middle East, Africa, Asia-Pac, THOR Photomedicine This talk will introduce Photobiomodulation as a therapy, its history in the NHS, and its practical usage and clinical outcomes in the radiotherapy department in Leicester.
-------------------------	---

11:10-11:35

Wellbeing KNOWLEDGE HUB 3	Imposter syndrome - the basics and first steps to identification and change Speaker: Professor Gill Harrison, Professional Officer for Ultrasound, SCoR
---	---



11:40-12:40 – Parallel sessions F

<p>F1 Clinical oncology</p>	<p>Environmental sustainability in radiotherapy Chair: <i>Louise Turtle, Lead Research and Development Therapeutic Radiographer, The Clatterbridge Cancer Centre NHS Foundation Trust</i></p> <p>RCR gRTF Barts experience: “Little by little, a little becomes a lot” – <i>Ahmed Ifthaker, Deputy Head of Physical Dosimetry, Barts Health NHS Trust</i> What can radiotherapy societies do to reduce the carbon footprint? – <i>Dr Rob Chuter, Principal Clinical Scientist, The Christie NHS Foundation Trust</i> Comparing the carbon footprint of hypo-fractionated versus conventional external beam radiotherapy - impacts of patient travel and beam-on energy - <i>Ruby Totterdell-Jackson, Therapeutic Radiographer, The Clatterbridge Cancer Centre NHS Foundation Trust</i></p>
<p>F2 Proffered papers</p>	<p>Education Chair: <i>TBC</i></p> <p>From isolation to innovation - establishing the Australian Medical Imaging Clinical Educator Network – <i>Steve Lacey, Director of Education, Australian Society of Medical Imaging and Radiation Therapy, and Adam Steward, Tutor Radiographer, Western Health</i> Preparing radiography students for the complexities of Suspected Physical Abuse (SPA) examinations - a simulation based approach – <i>Claire Christie, Senior Lecturer, University of Cumbria</i> Simulated student learning for imaging larger bodied patients - understanding why the patient feels “nothing is made for me” - <i>Dr Amy Hancock, Director of Medical Imaging, University of Exeter</i> From graduate to specialist - a graduate radiographer’s transition into a specialised interventional role amid workforce change - <i>Balvinder Bharath, Interventional Radiographer, Leeds Teaching Hospitals NHS Trust</i> The impact of university and clinical placement training on final-year MSc pre-registration diagnostic radiography students’ chest x-ray interpretation ability and confidence – <i>Speaker TBC</i> Your Turn! Building community and staff-student partnership to enhance healthcare student engagement – <i>Dr Beth McGill, Lecturer in Medical Imaging, University of Exeter</i></p>
<p>F3 Physics & radiation protection</p>	<p>Quality improvements in medical physics Chair: <i>James Gibson, Clinical Scientist (Radiotherapy), Royal Devon University Healthcare NHS Foundation Trust</i></p> <p>Electron quality improvements – <i>Louise Gately, Higher Principal Clinical Scientist, The Clatterbridge Cancer Centre NHS Foundation Trust</i> Optimising a breast radiotherapy pathway – <i>Douglas Etheridge, Deputy Head of Radiotherapy Physics, Swansea Bay University Health Board</i></p>



UK IMAGING & ONCOLOGY
CONGRESS 2026

Putting humanity
at the centre of
healthcare

In the age of
the machine



8-10 JUNE 2026
ACC LIVERPOOL



<p>F4 Patients</p>	<p>Promoting equity in care - a practical moulage workshop for therapeutic and diagnostic radiography Chairs: <i>Professor Naomi Shiner, Faculty Director of Simulation for Medicine and Health Sciences, Keele University; and Dr Paul Lockwood, Reader in Diagnostic Radiography, Canterbury Christ Church University</i></p> <p>Facilitators: <i>Naman Julka-Anderson, AHP Clinical Advisor, Macmillan Cancer Care; Dr Bridget Mary Porritt, Senior Lecturer, University of Liverpool; and Jessica Nelson, Lecturer, City of Liverpool College</i></p>
<p>F5 Research</p>	<p>Person-centred care in radiography Chair: <i>Professor Ruth Strudwick, Professor in Diagnostic Radiography, Head of AHP, University of Suffolk</i></p> <p>An exploratory phenomenological study of the lived experiences of diagnostic radiographers and their ability to raise concerns about quality of care in the clinical setting - <i>Julie Mills, Professional Officer for Education and Accreditation, SoR</i></p> <p>Imaging people from prison in acute hospitals – evidence, gaps and education needs in diagnostic radiography – <i>Christian Ven Emery, PhD Candidate in Health, Birmingham City University</i></p>
<p>F6 DGH Radiology</p>	<p>DGH radiology: Acute chest radiology - what the general radiologist needs to know Chair: <i>Dr Hasti Robbie, Consultant Radiologist, King’s College Hospital NHS Foundation Trust</i></p> <p>Incidental findings in thoracic imaging - a structured approach - <i>Dr Arjun Nair, Consultant Cardiothoracic Radiologist, University College London Hospitals NHS Foundation Trust</i></p> <p>Anterior mediastinal lesions - new BTOG diagnostic algorithm - <i>Dr Becca Duerden, Consultant Thoracic Radiologist, Stockport NHS Foundation Trust</i></p> <p>Lung cancer in the acute setting - what the general radiologist needs to know – <i>Dr Sarah Billingsley, Chest Consultant, Leeds Teaching Hospitals NHS Trust</i></p>
<p>F7 Case reviews</p>	<p>Case reviews: Natural death post-mortem CT cases PRE-BOOKED DELEGATES. Please visit the room at the start of the session to see if any places remain.</p> <p>Facilitators: <i>Dr Simon Beardmore, Consultant Radiologist, Lancashire Teaching Hospitals NHS Foundation Trust; Dr Susan Kearney, Consultant Radiologist, Lancashire Teaching Hospitals NHS Foundation Trust; and Dr Claire Robinson, Consultant Radiographer, University Hospitals of Leicester NHS Trust</i></p>



UK IMAGING & ONCOLOGY
CONGRESS 2026

Putting humanity
at the centre of
healthcare

In the age of
the machine



8-10 JUNE 2026
ACC LIVERPOOL



<p>F8 Ultrasound</p>	<p>MSK – Lower PRE-BOOKED DELEGATES. Please visit the room at the start of the session to see if any places remain. Hands-on demonstration sessions with live models.</p>
<p>ULTRASOUND HUB, EXHIBITION HALL</p>	<p>Facilitators: <i>Dr David Gay, Consultant Radiologist, Torbay and South Devon NHS Foundation Trust; Dr Tom Luff, Consultant Radiologist, Torbay and South Devon NHS Foundation Trust; Dr Alun Davies, Consultant Radiologist, University Hospitals Plymouth NHS Trust; and Dr Phil McNee, Consultant Radiologist, University Hospital Southampton NHS Foundation Trust</i></p>
<p>F9 Industry</p> <p>KNOWLEDGE HUB 1, EXHIBITION HALL</p>	<p>Sponsored session by Everlight Radiology Details TBC</p>

12:45-13:30 – Eponymous lectures

<p>Eponymous lectures</p>	<p>SCoR William Stripp Memorial Lecture Details TBC</p>
----------------------------------	---

12:40-14:00 – Lunch & exhibition EXHIBITION HALLS



UK IMAGING & ONCOLOGY
CONGRESS 2026

Putting humanity
at the centre of
healthcare

In the age of
the machine



8-10 JUNE 2026
ACC LIVERPOOL



12:55-13:55

<p>Ultrasound</p> <p>ULTRASOUND HUB, EXHIBITION HALL</p>	<p>MSK – Upper PRE-BOOKED DELEGATES. Please visit the room at the start of the session to see if any places remain.</p> <p>Hands-on demonstration sessions with live models.</p> <p>Facilitators: Facilitators: <i>Dr David Gay, Consultant Radiologist, Torbay and South Devon NHS Foundation Trust; Dr Tom Luff, Consultant Radiologist, Torbay and South Devon NHS Foundation Trust; Dr Alun Davies, Consultant Radiologist, University Hospitals Plymouth NHS Trust; and Dr Phil McNee, Consultant Radiologist, University Hospital Southampton NHS Foundation Trust</i></p>
---	---

12:55-13:55

<p>Industry</p> <p>KNOWLEDGE HUB 1, EXHIBITION HALL</p>	<p>AXREM: From pilot to practice - how imaging teams can successfully adopt AI in healthcare</p> <p>Chair: Dr Shah Islam, President, UKIO</p> <p>A focused session exploring what imaging services need to move AI from small pilots into safe, sustainable everyday practice. Practical insights span workforce readiness, governance, procurement, and real NHS implementation experience.</p> <p>Speakers: <i>Aurora Jenkins, Graham King, Maria Proud, Amit Chavda, AXREM AI Special Focus Group Members, and NHS Representative TBC</i></p>
--	---

12:55-13:55

<p>Industry</p> <p>KNOWLEDGE HUB 2</p>	<p>Sponsored session by FUJIFILM Healthcare UK Ltd</p> <p>Details TBC</p>
---	--



UK IMAGING & ONCOLOGY
CONGRESS 2026

Putting humanity
at the centre of
healthcare

In the age of
the machine



8-10 JUNE 2026
ACC LIVERPOOL



13:20-13:50

Wellbeing	<p>From burnout to balance - the role of restorative clinical supervision (RCS) Chair: <i>TBC</i></p> <p><i>Louise Hancock, Radiography Education Lead – South West Imaging Training Academy, Diagnostic Radiographer, SOR Learning Representative Professional Advocate, University Hospitals Plymouth NHS Trust; and Dolly Cox, Senior Lecturer in Diagnostic Radiography, University of Gloucestershire; Senior Radiographer, Gloucestershire Hospitals NHS Trust, and Professional Advocate</i></p>
------------------	--

14:00-15:00 – Parallel sessions G

G1 Industry (UKIO-led)	<p>TBC</p>
G2 Education & workforce	<p>Human stories in radiography - a generational exchange Chair: <i>Kerry Mills, National Strategic Lead, Clinical Education Programmes, NHS England</i></p> <p><i>A fireside chat with: Pam Black, Chair of the College of Radiographers Board of Trustees, CoR; Dr Lisa Ashmore, Senior Lecturer in Social Sciences, Lancaster Medical School, University of Lancaster, Tom Welton, Past President, SoR; and Ashleigh Pearse, Therapeutic Radiographer, The Clatterbridge Cancer Centre NHS Foundation Trust</i></p>
G3 Service optimisation	<p>AI and digital innovation across imaging services – the move from siloed manual processes to integrated, AI-powered care that accelerates access, quality, and capacity Chair: <i>Dr Joe Barnett, Consultant Radiologist, Royal Free London NHS Foundation Trust, and National Specialty Advisor for Imaging (AI and Digital), NHS England</i></p> <p>AI in chest imaging - evidence and impact from the lung IMPACT study - Dr David Baldwin, Consultant in Respiratory Medicine, Nottingham University Hospitals NHS Trust</p> <p>Fracture detection AI – experience and evidence – Speaker TBC</p>



**UK IMAGING & ONCOLOGY
CONGRESS 2026**

**Putting humanity
at the centre of
healthcare**

**In the age of
the machine**



**8-10 JUNE 2026
ACC LIVERPOOL**



G4 Industry	<p>AI - SAMURAI-Fracture trial /Emerging AI imaging technologies – NICE - Dr Alex Novak, Director of Emergency Medicine Research Oxford, Consultant in Emergency Medicine and Ambulatory Care, Oxford University Hospitals NHS Foundation Trust</p> <p>Sponsored session by Siemens Healthineers:</p> <p>Details TBC</p>
------------------------	--

15:00-15:40 – Refreshments & exhibition

15:10-15:40

<p>Rapid fire ePoster presentations 2</p> <p><i>KNOWLEDGE HUB 1, EXHIBITION HALL</i></p>	<p>Rapid fire ePoster presentations 1 Chair: <i>TBC</i></p> <p>AI-based segmentation for quantitative 99mTc-HDP SPECT/CT assessment of knees with and without total knee replacement - a feasibility study – <i>Speaker TBC</i></p> <p>Radiographers’ readiness for Artificial Intelligence (AI) leadership - confidence, challenges and role expectations in the UK – <i>Speaker TBC</i></p> <p>An investigation into the reliability and variability of the ‘Clinical Practice Assessment Record’ (CPAR) in assessing diagnostic radiography students on clinical placement at the University of Liverpool – <i>Speaker TBC</i></p> <p>Improving the management of acute breast abscesses - implementation of a dedicated pathway at a London NHS Tertiary Centre – <i>Speaker TBC</i></p> <p>Research - optimising exposure factors in Dental CBCT for paediatric patients – <i>Saraaz Khalil, AHP & Nursing / Midwifery / Radiology Practice Educator, Barnsley Hospital NHS Foundation Trust</i></p>
---	---



UK IMAGING & ONCOLOGY
CONGRESS 2026

Putting humanity
at the centre of
healthcare

In the age of
the machine



8-10 JUNE 2026
ACC LIVERPOOL



15:15-16:15

<p>SoR</p> <p>KNOWLEDGE HUB 2, EXHIBITION HALL</p>	<p>Evaluating the impact of the Society of Radiographers leadership and research mentoring schemes Chair: <i>Charlotte Beardmore, Executive Director of Professional Policy, SoR</i></p> <p>Speakers – <i>Dr Emma Hyde, Head of Education and Research, SoR, and Immediate Past President, UKIO; and Alexandra Lipton, Professional Officer, SoR</i></p>
---	--

15:40-16:40 – Parallel sessions H

<p>H1 Clinical oncology</p>	<p>Radiotherapy in the AI era - implementation strategies and measuring workforce impact Chair: <i>Frank Brewster, Clinical Scientist, The Christie NHS Foundation Trust</i></p> <p>Radiotherapy in the AI era - implementation strategies and measuring workforce impact – <i>Dr Alan McWilliam, Reader in Translational Radiotherapy Physics, University of Manchester</i> TBC - <i>Dr Rashi Yadav, NHS Clinical AI Fellow, The Christie NHS Foundation</i></p>
<p>H2 Proffered papers</p>	<p>Workforce wellbeing Chair: <i>TBC</i></p> <p>Why do some newly qualified radiographers thrive while others struggle? A local study of early career transition into plain film practice – <i>Speaker TBC</i> From procedure to personal impact; are we really ready for when things go wrong? A personal reflective case study navigating iatrogenic complications – <i>Speaker TBC</i> Behind the screens - burnout and compassion fatigue in the UK sonography workforce – <i>Anthony Ibiam, Advanced Practitioner Sonographer, Sheffield Teaching Hospitals NHS Foundation Trust</i> A cross-sectional survey of the bullying and harassment experiences among radiographers practising in the UK – <i>Chidi Ollawa, Sonographer, North Cumbria Integrated Care NHS Foundation Trust (NCC)</i> Moral distress among radiologists in a low-resource setting - frequency and root causes – <i>Speaker TBC</i> An exploratory phenomenological study of the lived experiences of Diagnostic Radiographers and their ability to raise concerns about quality of care in the clinical setting – <i>Speaker TBC</i></p>



UK IMAGING & ONCOLOGY
CONGRESS 2026

Putting humanity
at the centre of
healthcare

In the age of
the machine



8-10 JUNE 2026
ACC LIVERPOOL



<p>H3 Physics & radiation protection</p>	<p>IRMER updates Chair: <i>Holly Warriner, Senior Programme Manager, West Midlands Imaging Network</i></p> <p>IRMER implications for clinical practice – guidance update – <i>Emma Fower, Senior Clinical Officer – Diagnostic Imaging, UKHSA</i> Learning from significant and accidental unintended exposures (SAUE) – <i>Niamh Kirk, Senior Clinical Officer - Diagnostic Imaging, UKHSA</i> SAUE notifications in England - detailed investigation reports – <i>Tracy Bradshaw, IR(ME)R Manager, CQC</i></p>
<p>H4 Obs & gynae</p>	<p>Obs and gynae update Chair: <i>Fiona Bond, Brachytherapy + QMS Team Lead, Royal Devon University Healthcare NHS Foundation Trust</i></p> <p>Enhancing consent and shared decision-making in gynaecological radiotherapy - early findings from GRACE, a national mixed-methods study – <i>Dr Lisa Ashmore, Senior Lecturer in Social Sciences, Lancaster University</i> The importance of humanity, language and communication in baby loss - a lived experience – <i>Dr Louise Burton, Lecturer Diagnostic Radiography, University of Liverpool</i> Gynaecological ultrasound - considering the needs of the transgender and non-binary community – <i>Roxanne Sicklen, Clinical Specialist Sonographer, Royal Free London NHS Foundation Trust; and King’s College London</i></p>
<p>H5 Research</p>	<p>Patient experience Chair: <i>Nicky Hutton, Primary Care Cancer Engagement Manager, Cheshire and Merseyside Cancer Alliance</i></p> <p>Exploring time toxicity - how waiting shapes patient experience in radiotherapy - <i>Imogen Powell Brown, Project Manager, North West Radiotherapy Network</i> Rooting for radiotherapy - introducing greenspace into patient care – <i>Katie Fisher, Specialist Therapeutic Radiographer, Rosemere Cancer Centre</i></p>
<p>H6 DGH Radiology</p>	<p>DGH radiology: Urological radiology for the district general radiologist Chair: <i>Dr Oliver Hulson, Consultant Radiologist, The Leeds Teaching Hospitals NHS Trust</i></p> <p>The role of sonographers in optimising urology pathways work - <i>Pamela Parker, Consultant Sonographer, Hull University Teaching Hospitals NHS Trust</i> Penile imaging - <i>Dr Dean Huang, Consultant Radiologist, King’s College Hospital NHS Foundation Trust</i> Penile trauma and imaging – what the surgeon wants to know – <i>Mr Patrick Gordon, Consultant Urologist, The Leeds Teaching Hospitals NHS Trust</i></p>



UK IMAGING & ONCOLOGY
CONGRESS 2026

Putting humanity
at the centre of
healthcare

In the age of
the machine



8-10 JUNE 2026
ACC LIVERPOOL



<p>H7 Chest & lung</p>	<p>Case reviews: Chest and lung PRE-BOOKED DELEGATES. Please visit the room at the start of the session to see if any places remain.</p> <p>Facilitators: <i>Dr Ryan Walsh, Radiologist, King's College Hospital NHS Foundation Trust</i></p>
<p>H8 Ultrasound</p> <p>ULTRASOUND HUB, EXHIBITION HALL</p>	<p>MSK – Lower PRE-BOOKED DELEGATES. Please visit the room at the start of the session to see if any places remain.</p> <p>Hands-on demonstration sessions with live models.</p> <p>Facilitators: <i>Dr David Gay, Consultant Radiologist, Torbay and South Devon NHS Foundation Trust; Dr Tom Luff, Consultant Radiologist, Torbay and South Devon NHS Foundation Trust; Dr Alun Davies, Consultant Radiologist, University Hospitals Plymouth NHS Trust; and Dr Phil McNee, Consultant Radiologist, University Hospital Southampton NHS Foundation Trust</i></p>
<p>H9 Industry</p> <p>KNOWLEDGE HUB 3, EXHIBITION HALL</p>	<p>Sponsored session by Medcurrent</p> <p>Details TBC</p>




**UK IMAGING & ONCOLOGY
CONGRESS 2026**

**Putting humanity
at the centre of
healthcare**

**In the age of
the machine**



**8-10 JUNE 2026
ACC LIVERPOOL**



16:45-17:45 – Parallel sessions I

<p>I1 Education & workforce</p>	<p>Shaping the therapeutic radiography workforce - ACCEND innovation and implementation Chair: <i>Danny Hutton, Network Manager, North West Radiotherapy Specialised Services Clinical Network</i></p> <p>Co-producing a radiotherapy workforce strategy – <i>Lucy Howard, Workforce Project Manager, North West Radiotherapy Specialised Services Clinical Network</i></p> <p>Designing ACCEND - creating a competency framework for modern therapeutic radiography – <i>Kathy Cooke, Programme Manager, Wessex Cancer Alliance</i></p> <p>Putting ACCEND to work - translating framework principles into clinical practice – <i>Natasha Parkin, ACCEND Education Advisor and Specialist Therapeutic Radiographer, Cheshire & Merseyside Cancer Alliance</i></p>
<p>I2 Proffered papers</p>	<p>AI and imaging technologies Chair: <i>TBC</i></p> <p>Development of an open-access deep learning model for automated Cobb angle estimation in scoliosis using radiographic images – <i>Speaker TBC</i></p> <p>AI-assisted development of an educational atlas for acute CT brain imaging – <i>Speaker TBC</i></p> <p>Transforming radiology careers - an AI-Driven, comprehensive support system for overseas trainee doctors and consultants joining the NHS – <i>Dr Rayya Naffa', Consultant Radiologist, Mid and South Essex NHS Foundation Trust</i></p> <p>Evaluation of synthetic CT for paediatric bony facial asymmetry analysis – <i>Speaker TBC</i></p> <p>Woman vs machine - can AI be used to aid or replace title and abstract screening for literature reviews in healthcare? - <i>Speaker TBC</i></p> <p>The RAPID-LC study: Perceptions of Artificial Intelligence in the lung cancer diagnostic pathway – a cross sectional survey of patients and clinicians in Northern Ireland – <i>Dr Laura McLaughlin, Lecturer, University College Cork</i></p>
<p>I3 Physics & radiation protection</p>	<p>IRAS and radiation assurance Chair: <i>Holly Warriner, Senior Programme Manager, West Midlands Imaging Network</i></p> <p>Research involving ionising radiation, a path to improving set up – <i>Kate Greenwood, Senior Improvement Delivery Manager; and Anoushka Tepielow, HRA Approval Manager – Technical Assurances, Health Research Authority</i></p> <p>Research involving ionising radiation – MPEs, CREs and local radiation governance – <i>Andrea Williamson, Medical Physics Expert, Sheffield Teaching Hospitals NHS Foundation Trust</i></p>



UK IMAGING & ONCOLOGY
CONGRESS 2026

Putting humanity
at the centre of
healthcare

In the age of
the machine



8-10 JUNE 2026
ACC LIVERPOOL



14 MSK	<p>Shoulder - imaging and intervention</p> <p>Details TBC</p>
15 Industry (UKIO-led)	<p>Teleradiology - state of the art and future challenges Chair: <i>Robin Evans, Clinical Director, Everlight Radiology</i></p> <p>Outsourced teleradiology reporting - scene setting and current status - <i>Robin Evans, Clinical Director, Everlight Radiology</i></p> <p>Interactive "Question Time" Panel Discussion covering: Teleradiology - an ever-popular clinical radiology career choice How to get the best out of your teleradiology provider Wider learning from clinical governance in teleradiology AI in teleradiology - sharing our experience The future of teleradiology services</p> <p>Panel: <i>Gareth Davies, Medical Director, TMC; Rebecca Greenhalgh, Medical Director, Hexarad; Jaswinder Singh, Deputy Medical Director, 4Ways; and Rob Lavis, Independent Teleradiologist</i></p>
16 DGH Radiology	<p>DGH radiology: Imaging of the acute abdomen in pregnancy Chair: <i>Dr Rachel Hubbard, Consultant Uroradiologist, Sheffield Teaching Hospitals NHS Foundation Trust</i></p> <p><i>Dr Rebecca Wiles, Consultant Radiologist, Royal Liverpool Hospital and Clinical Lead for Liverpool Women's site, NHS University Hospitals of Liverpool Group; and Dr Faye Cuthbert, Consultant Radiologist, University Hospitals Sussex NHS Foundation Trust</i></p>
17 Paediatrics	<p>Case reviews: Paediatrics</p> <p>Facilitators: <i>Dr John Adu, Consultant Paediatric Diagnostic and Interventional Radiologist, St George's University Hospitals NHS Foundation Trust; and Emma Rose, Consultant Radiographer, Great Ormond Street Hospital for Children NHS Foundation Trust</i></p>




UK IMAGING & ONCOLOGY
CONGRESS 2026

Putting humanity
at the centre of
healthcare

In the age of
the machine



8-10 JUNE 2026
ACC LIVERPOOL



Wednesday 10 June 2026

08:15

Registration opens
(Exhibition opens at 09:00)

08:45-09:45 – Parallel sessions J

<p>J1 Clinical oncology</p>	<p>Advanced treatment planning in brachytherapy - algorithms and fractionation Chair: <i>Frank Brewster, Clinical Scientist, The Christie NHS Foundation Trust</i></p> <p>HIPO/ISPA algorithm for HDR gynaecological brachytherapy MSc project - Lorna Waring, Trainee Clinical Scientist, The Clatterbridge Cancer Centre NHS Foundation Trust</p> <p>4# of HDR gynaecological versus 3# HDR gynaecological - is there a dosimetric benefit? - Jonathan Craddock, Trainee Clinical Scientist, The Clatterbridge Cancer Centre NHS Foundation Trust</p> <p>Treatment options for non-melanoma skin cancer on the scalp HDR brachytherapy versus electrons versus VMAT - Louise Gately, Higher Principle Clinical Scientist, The Clatterbridge Cancer Centre NHS Foundation Trust</p>
<p>J2 Proffered papers</p>	<p>Education – undergraduate Chair: <i>TBC</i></p> <p>Supporting undergraduate radiography students with dyslexia in clinical practice – Ash Bardwell, Clinical Teacher, University of Bradford</p> <p>Assessment of mental health literacy among undergraduate radiography students in Ghana - a single-centre cross-sectional study – Patience Addo, Student, University of Health and Allied Sciences</p> <p>Lived realities of Black, Asian, and ethnically diverse students in therapeutic radiography education – findings from a mixed methods study – Louise Codd, Senior Lecturer, University of Hertfordshire</p> <p>Student radiographers’ role ideals and role realities - exploring the technical-interpersonal imbalance across two cohorts – Shelley Smart, Senior Lecturer in Health Sciences, University of Cumbria</p> <p>A diary study into diagnostic radiography students' first clinical placement experiences – Jim Hughes, Senior Lecturer, Sheffield Hallam University</p>



UK IMAGING & ONCOLOGY
CONGRESS 2026

Putting humanity
at the centre of
healthcare

In the age of
the machine



8-10 JUNE 2026
ACC LIVERPOOL



	<p>Exploring radiography students' perspectives on infection prevention and control education - a nominal group technique study – Dania Abu Awwad, Academic, The University of Sydney</p>
<p>J3 Research</p>	<p>Pitch your project – the return Chair: <i>Professor Ruth Strudwick, Professor in Diagnostic Radiography, Head of AHP, University of Suffolk</i></p> <p>Defining adaptive radiotherapy – a Delphi Study to reach consensus on the levels of adaptation and disease site applications - Danielle Cartwright, Senior Clinical Scientist, North West Radiotherapy Specialised Services Clinical Network</p> <p>Service improvement project - update and lessons learnt from "Same-Day Colonoscopy and Radiological Staging (SDCARS) for Colorectal Cancer (CRC) diagnosed on colonoscopy" - Anthony Okoye, Advanced Practitioner, University Hospitals of Leicester NHS Trust</p> <p>Person-centredness in cancer imaging – project progress... and the art of patience - Vicky Hughes, Professional Lead for Diagnostic Radiography, University of Liverpool, and Doctoral Student, University of Chester</p>
<p>J4 Physics & radiation protection</p>	<p>Shaping the workforce of the future - medical physics Chair: <i>Dr Harry Poole, Principle Clinical Scientist (Medical Physics), The Royal Wolverhampton NHS Trust</i></p> <p>Shaping tomorrow's medical physics workforce - challenges, opportunities and a path forward – Charnie Kalirai, Regional Chief Scientific Officer – Midlands, NHS England - Midlands</p> <p>DR&RP workforce surveys - 2021 to 2024 and beyond - Dr Andrew Shah, Consultant Clinical Scientist, Head of Radiation Safety, Barts Health NHS Trust</p> <p>Job planning for medical physics – Tom Lister, Scientific Director; and Michael Barnard, Head of Medical Physics, Somerset NHS Foundation Trust</p>
<p>J5 BAMRR</p>	<p>British Association of MR Radiographers: MRI in contemporary practice Chair: <i>Niamh Cleary, President, British Association of Radiographers</i></p> <p>MRI in Meniere's Disease clinical perspective - Helen Estall, Consultant Radiographer, University Hospitals of Leicester NHS Trust</p> <p>MRI in Meniere's Disease technical perspective - Dr Alimul Chowdhury, MRI Physicist, University Hospitals of Leicester NHS Trust</p> <p>Practical liver MRI - elastography and fat and iron quantification - Professor Mark Callaway, Consultant Radiologist, University Hospitals Bristol and Weston NHS Foundation Trust</p>



UK IMAGING & ONCOLOGY
CONGRESS 2026

Putting humanity
at the centre of
healthcare

In the age of
the machine



8-10 JUNE 2026
ACC LIVERPOOL



<p>J6 Breast</p>	<p>Putting humanity in the centre of breast care in the age of the machine Chair: <i>Elizabeth Muscat, Consultant Practitioner (Deputy Director SWLBSS), St George’s University Hospitals NHS Foundation Trust</i></p> <p>Human-centred breast imaging - improving access, trust and equity for black and ethnic minority women in the age of AI - <i>Letitia Adamah-Miles, Deputy Superintendent Radiographer, St George’s, Epsom and St Helier University Hospitals and Health Group</i></p> <p>The significance of breast density in interval cancers - <i>Dr Daniela Ilie, Consultant Radiologist, Oxford University Hospitals NHS Foundation Trust</i></p> <p>My experience as a breast radiology registrar and preparations for the consultant interview - <i>Dr Sharon Koo, Consultant Radiologist, Chelsea and Westminster Hospital NHS Foundation Trust</i></p>
<p>J7 DGH Radiology</p>	<p>DGH radiology: Cardiac Chair: <i>Dr Alexia Farrugia, Consultant Radiologist & Subspecialty Training Lead (TPD) in Cardiovascular Imaging, East of England, Mid & South Essex NHS Foundation Trust</i></p> <p>Community-based one-stop chest pain clinic with cardiac CT - <i>Dr Anna Herrey, Consultant Cardiologist, Barts Health NHS Trust</i></p> <p>AI in cardiac imaging - automation that protects time for care - <i>Dr Hunain Shiwani, Consultant Radiologist, Place of work</i></p> <p>Blending digital triage with safe escalation - <i>Dr Katharine Tweed, Consultant Radiologist, Royal Papworth Hospital NHS Foundation Trust</i></p>

09:50-10:50 – Parallel sessions K

<p>K1 Clinical oncology</p>	<p>Building competency and safety in adaptive radiotherapy Chair: <i>Frank Brewster, Clinical Scientist, The Christie NHS Foundation Trust, and Michael Wake, Clinical Scientist, The Christie NHS Foundation Trust</i></p> <p>Multi-centre failure mode and effect analysis of online adaptive RT - guiding clinical trial QA priorities – <i>Dr Sarah Osman, Senior SABR and Imaging Trials and RTTQA Physicist, University College London Hospitals NHS Foundation Trust, and the National Radiotherapy Trials Quality Assurance Group</i></p> <p>Radiographer educational requirements for adaptive radiotherapy techniques – a mixed-methods regional scoping study – <i>Amy Cooke, Technical Lead Radiographer and Senior Lecturer, University Hospitals Southampton and Health Sciences University</i></p>
--	--



UK IMAGING & ONCOLOGY
CONGRESS 2026

Putting humanity
at the centre of
healthcare

In the age of
the machine



8-10 JUNE 2026
ACC LIVERPOOL



<p>K2 Proffered papers</p>	<p>Chest Chair: <i>TBC</i></p> <p>Embolisation of hepatic haemangioma causing heart failure in a 9-day-old neonate via femoral access - a rare interventional radiology case – <i>Osagioduwa Obasuyi, 5th Year Medical Student, University of Liverpool</i></p> <p>Cardiac risk management in radiotherapy - results of the RICD-IMPACT survey – <i>Speaker TBC</i></p> <p>From introduction to optimisation - enhancing dual-energy CT pulmonary angiography protocols - <i>Alice Dalton, Trainee Clinical Scientist, East & North Hertfordshire NHS Teaching Trust</i></p> <p>Ultra-low dose CT for latent tuberculosis detection - optimising imaging in a high-risk population – <i>Niamh Moore, Lecturer, University College Cork</i></p>
<p>K3 Patients (CoR Patient Voice)</p>	<p>The College of Radiographers – amplifying the patient voice Chair: <i>Pam Black, Chair of the College of Radiographers Board of Trustees, CoR</i></p> <p>Updating a partnership between patients, practitioners and the public within imaging and radiotherapy services - guiding principles - <i>Dr Emma Hyde, Head of Education and Research, SoR, and Immediate Past President, UKIO; and Ms Trish MacNeill, Volunteer and Lay Expert, College of Radiographers Patient Advisory Group</i></p>
<p>K4 Physics & radiation protection</p>	<p>Medical physics trainee and beyond - a new age of training Chair: <i>Dr Harry Poole, Principle Clinical Scientist (Medical Physics), The Royal Wolverhampton NHS Trust</i></p> <p>Making an impact as a medical physics education, training and workforce lead - <i>Dr Sarah Peel, Education and Training Lead, Medical Physics and Clinical Engineering, Guy's and St Thomas' NHS Foundation Trust; and Clare Anderson, Medical Physics Training Lead for EoE, NHSE</i></p> <p>A national perspective on healthcare science training and its impact on medical physics training – <i>Dr Emma Bowers, STP Training Programme Director, School of Healthcare Science</i></p> <p>Stop doing things twice - experience from the regional training network for medical physics in the south west - <i>Holly Elbert, Clinical Scientist, University Hospitals Bristol and Weston NHS Foundation Trust</i></p>
<p>K5 Students</p>	<p>Seeing the patient, not just the scan - person-centred care in imaging and oncology services Chair: <i>Alice Denslow, Diagnostic Radiographer, Royal Devon University Healthcare NHS Foundation Trust</i></p> <p>Health inequalities - considerations for person-centred care - <i>Connor Parish, Radiotherapy Planning Radiographer, East Suffolk and North Essex NHS Foundation Trust</i></p>



UK IMAGING & ONCOLOGY
CONGRESS 2026

Putting humanity
at the centre of
healthcare

In the age of
the machine



8-10 JUNE 2026
ACC LIVERPOOL



	<p>Talk title TBC - Ben Potts, Diagnostic Radiographer, University Hospital Southampton NHS Foundation Trust and Doctoral Researcher, City St George's, University of London</p> <p>TBC - Speaker TBC</p>
<p>K6 DGH Radiology</p>	<p>DGH radiology: Paediatrics</p> <p>Chair: Emma Rose, Consultant Radiographer, Great Ormond Street Hospital for Children NHS Foundation Trust</p> <p>Acute paediatric imaging in the District General Hospital setting - Dr Christine Manuelian, ST5 Paediatric Radiology Registrar, Imperial College Healthcare NHS Trust</p> <p>Top tips for FRCR exam (paediatrics) – Dr John Adu, Consultant Paediatric Diagnostic and Interventional Radiologist, St George's University Hospitals NHS Foundation Trust</p>
<p>K7 Breast</p>	<p>Breast case reviews</p> <p>Facilitators: Dr Shahrooz Mohammadi, Consultant Radiologist, St George's University Hospitals NHS Foundation Trust</p>
<p>K8 Ultrasound</p> <p>ULTRASOUND HUB, EXHIBITION HALL</p>	<p>MSK – Upper PRE-BOOKED DELEGATES. Please visit the room at the start of the session to see if any places remain.</p> <p>Hands-on demonstration sessions with live models.</p> <p>Facilitators: Dr David Gay, Consultant Radiologist, Torbay and South Devon NHS Foundation Trust; Dr Tom Luff, Consultant Radiologist, Torbay and South Devon NHS Foundation Trust; Dr Alun Davies, Consultant Radiologist, University Hospitals Plymouth NHS Trust; and Dr Phil McNee, Consultant Radiologist, University Hospital Southampton NHS Foundation Trust</p>

10:50-12:00 – Refreshments & exhibition



UK IMAGING & ONCOLOGY
CONGRESS 2026

Putting humanity
at the centre of
healthcare

In the age of
the machine



8-10 JUNE 2026
ACC LIVERPOOL



10:55-11:55

<p>J9 Industry</p> <p>KNOWLEDGE HUB 1, EXHIBITION HALL</p>	<p>Sponsored session by Teleflex</p> <p><i>Details TBC</i></p>
--	---

10:55-11:55

<p>Ultrasound</p> <p>ULTRASOUND HUB, EXHIBITION HALL</p>	<p>MSK – Lower <i>PRE-BOOKED DELEGATES</i>. Please visit the room at the start of the session to see if any places remain.</p> <p>Hands-on demonstration sessions with live models.</p> <p>Facilitators: <i>Dr David Gay, Consultant Radiologist, Torbay and South Devon NHS Foundation Trust; Dr Tom Luff, Consultant Radiologist, Torbay and South Devon NHS Foundation Trust; Dr Alun Davies, Consultant Radiologist, University Hospitals Plymouth NHS Trust; and Dr Phil McNee, Consultant Radiologist, University Hospital Southampton NHS Foundation Trust</i></p>
---	--

11:15-11:55 – Eponymous lectures

<p>Eponymous lectures</p>	<p>SCoR Stanley Melville Memorial Lecture: “Save Our Staff” - re-defining radiography through a workforce research lens</p> <p>Chair: <i>TBC</i></p> <p><i>Professor Julie Nightingale, Director of the NIHR AHP Workforce Research Partnership / Professor of Diagnostic Imaging Education, Sheffield Hallam University</i></p>
----------------------------------	---



UK IMAGING & ONCOLOGY
CONGRESS 2026

Putting humanity
at the centre of
healthcare

In the age of
the machine



8-10 JUNE 2026
ACC LIVERPOOL



11:20-11:50

<p>Rapid fire ePoster presentations 3</p> <p>KNOWLEDGE HUB 2, EXHIBITION HALL</p>	<p>Rapid fire ePoster presentations 1 Chair: <i>TBC</i></p> <p>Widening access to Whole-Body MRI for early diagnosis of myeloma - creating a multicentre clinical and research-ready capability across 10 centres in a cancer network – Speaker TBC</p> <p>Rethinking the NHS approach to prostate cancer screening - a proposal for an MRI-led national programme – Speaker TBC</p> <p>Using photobiomodulation for the treatment and prevention of oral mucositis in head and neck cancer treatment, and reduction of strong opioid use – Speaker TBC</p> <p>The implementation of a pre-assessment appointment for patients preparing to undergo external beam radiotherapy for prostate cancer - Speaker TBC</p> <p>Ultrasound guided Microwave Ablation (MWA) outcomes for primary and secondary hepatic tumours - a five-year single-centre review (2019–2024) – Speaker TBC</p>
--	--

11:20-11:50

<p>Wellbeing</p> <p>KNOWLEDGE HUB 3, EXHIBITION HALL</p>	<p>Growth-based career planning - growth, direction, and purpose</p> <p><i>Melanie Clarkson, Therapeutic Radiographer, Senior Lecturer in Advancing Practice, Sheffield Hallam University; and Dr Stephanie Tempest, Occupational Therapist, AHP, and Learning and Development Consultant, Stephanie Tempest Consultancy Ltd (RECORDED TALK)</i></p>
---	---

12:00:12:45 – Plenary 3

<p>12:00</p>	<p>UKIO President’s Awards (incl. fireside chat with president’s medal winner)</p>
<p>12:35</p>	<p>Awards presentations</p> <ul style="list-style-type: none"> • <i>ePoster prizes</i> • <i>Pitch your project funding</i>



UK IMAGING & ONCOLOGY
CONGRESS 2026

Putting humanity
at the centre of
healthcare

In the age of
the machine



8-10 JUNE 2026
ACC LIVERPOOL



12:45-13:45 – Lunch & exhibition (Exhibition closes at 15:00)

12:50-13:45

Ultrasound – breast	Breast biopsy workshop
ULTRASOUND HUB, EXHIBITION HALL	Facilitators: <i>Sue Garnett, Recently Retired Consultant Radiographer; Hannah Lewis, Consultant Radiographer, University Hospitals Coventry and Warwickshire (UHCW) NHS Trust; Zebby Rees, Consultant Breast Radiographer, Hywel Dda Health Board, West Wales; and Dr Liz O’Flynn, Consultant Breast Radiologist, St George’s University Hospitals NHS Foundation Trust</i>

13:05-13:35

Wellbeing	Growth-based career planning - growth, direction, and purpose
	<i>Melanie Clarkson, Therapeutic Radiographer, Senior Lecturer in Advancing Practice, Sheffield Hallam University; and Dr Stephanie Tempest, Occupational Therapist, AHP, and Learning and Development Consultant, Stephanie Tempest Consultancy Ltd (RECORDED TALK)</i>

13:45-14:45 – Parallel sessions L

L1 Clinical oncology	Renal SABR
	Chair: <i>Louise Turtle, Lead Research and Development Therapeutic Radiographer, The Clatterbridge Cancer Centre NHS Foundation Trust</i>
	TBC – Dr Anjali Zarkar, Consultant Oncologist, University Hospitals Birmingham NHS Foundation Trust
	TBC – Dr Rachel Pearson, Consultant Oncologist, The Newcastle Upon Tyne Hospitals NHS Foundation Trust



UK IMAGING & ONCOLOGY
CONGRESS 2026

Putting humanity
at the centre of
healthcare

In the age of
the machine



8-10 JUNE 2026
ACC LIVERPOOL



<p>L2 Proffered papers</p>	<p>Patients Chair: <i>TBC</i></p> <p>Radiology and intimate partner violence - lessons for a human-centred radiology workforce - <i>Nathaniel Angaag, Radiographer, Holy Family Catholic Polyclinic - Kulmasa</i></p> <p>“I don’t feel like I know enough about autism”: Radiographers’ knowledge and experiences of caring for autistic adults in Radiology departments (AutRad) – <i>Eleanor Butterfield, Research Assistant / Sonographer, City St George’s Radiography, Radiotherapy, and Radiology Research Group (CRRAG), Department of Allied Health, CSG, UoL</i></p> <p>National survey of final-year UK undergraduate radiotherapy students to determine how prepared they feel to effectively care and support LGBTQ+ patients undergoing radiotherapy treatment – <i>Connor Parish, Radiotherapy Planning Radiographer, East Suffolk and North Essex NHS Foundation Trust</i></p> <p>Preparing the mind for MRI - development of a bespoke mindfulness-based cognitive training tool for use before and during an MRI scan – <i>Darren Hudson, Senior Lecturer, University of Exeter</i></p> <p>AR meets ultrasound - patient-interactive scans to reduce anxiety and improve comprehension in prenatal care – <i>Saraaz Khalil, AHP & Nursing / Midwifery / Radiology Practice Educator, Barnsley Hospital NHS Foundation Trust</i></p> <p>Identifying barriers to early diagnosis of gynaecological cancer among ethnic minority women in the UK - a critical review - <i>Whitney Adamu, Therapeutic Radiographer, The Leeds Teaching Hospitals NHS Trust</i></p>
<p>L3 Education & workforce</p>	<p>Modern workforce support - connecting people, practice and digital tools in radiography Chair: <i>Kerry Mills, National Strategic Lead, Clinical Education Programmes, NHS England</i></p> <p>From Kampala to Liverpool - mentoring across continents, empowering radiographers through global collaboration - <i>Katie Seager, Clinical Educator, The Clatterbridge Cancer Centre NHS Foundation Trust; and Chrespers Birengeso, Sonographer, Uganda Cancer Institute</i></p> <p>The CoR Education and Career Framework - a tool for mapping and preceptorship - <i>Dr Amy Robertson, Professional Officer Education and Accreditation, SCoR</i></p> <p>R.A.D.S – a digital bridge between radiotherapy education and clinical practice - <i>Benjamin Hubbard, Practice Educator (Therapeutic Radiography), and Simon Jassal, Advanced Practitioner Imaging & IT, University Hospitals of North Midlands NHS Trust</i></p>



<p>L4 Physics & radiation protection</p>	<p>Moving imaging outside the traditional radiation departments Chair: <i>Jennifer Poveda, Radiation Protection Advisor, Nottingham University Hospitals NHS Trust</i></p> <p>PET-tential in the theatre - imaging where it counts – <i>Lisa Rowley, Head of Nuclear Medicine & Vascular Ultrasound, University Hospitals Coventry and Warwickshire NHS Trust</i></p> <p>Radiation governance in the theatre environment – <i>Dr Lorna Sweetman, Head of Diagnostic Radiology Physics, Nottingham University Hospitals NHS Trust</i></p> <p>Imaging on the virtual ward - the X-ray car – <i>Kate Deburgh, Head of Clinical and Radiation Physics, University Hospitals Plymouth NHS Trust</i></p>
<p>L5 Students</p>	<p>Leadership and wellbeing as clinical skills - thriving, not just surviving, in high-pressure healthcare Chair: <i>Alice Denslow, Diagnostic Radiographer, Royal Devon University Healthcare NHS Foundation Trust</i></p> <p><i>Louise Hancock, Radiography Education Lead – South West Imaging Training Academy, Diagnostic Radiographer, University Hospitals Plymouth NHS Speaker TBC</i></p>
<p>L6 Paediatrics</p>	<p>Paediatric updates Chair: <i>Emma Rose, Consultant Radiographer, Great Ormond Street Hospital for Children NHS Foundation Trust</i></p> <p>NICU chest imaging - artefacts, positioning, and the mattress debate - <i>Dr Saira Haque, Consultant Paediatric Radiologist, King’s College Hospital NHS Foundation Trust</i></p> <p>Challenges in delivering SPA skeletal surveys in District General Hospitals - barriers and practical solutions – <i>Alex Lacken, Lead Paediatric Radiographer, Mersey and West Lancashire Teaching Hospitals NHS Trust; and Katie Adcock, Senior Paediatric Radiographer, Manchester University NHS Foundation Trust</i></p>
<p>L7 DGH Radiology</p>	<p>DGH radiology: MSK - Arthritis</p> <p>Details TBC</p>
<p>L8 Ultrasound – breast</p>	<p>Breast biopsy workshop</p> <p>Facilitators: <i>Sue Garnett, Recently Retired Consultant Radiographer; Hannah Lewis, Consultant Radiographer, University Hospitals Coventry and Warwickshire (UHCW) NHS Trust; Zebby Rees, Consultant Breast Radiographer, Hywel Dda Health Board, West Wales; and Dr Liz O’Flynn, Consultant Breast Radiologist, St George’s University Hospitals NHS Foundation Trust</i></p>



UK IMAGING & ONCOLOGY
CONGRESS 2026

Putting humanity
at the centre of
healthcare

In the age of
the machine



8-10 JUNE 2026
ACC LIVERPOOL



ULTRASOUND
HUB,
EXHIBITION
HALL

L9
Proffered
papers

History
Chair: *Professor Stephen Keevil, Emeritus Professor of Medical Physics, King's College London*

Thinking outside the box - lessons from art history for the era of augmented reality radiology – *Dr Michael Jackson, Consultant Paediatric Radiologist, NHS Lothian*

The invisible light in Lancashire - Arthur Rayner and the establishment of x-ray services in Preston during the early 20th century – *Kimberley Bradshaw, Lecturer in Medical Imaging Sciences, University of Cumbria*

John Hall Edwards – a Birmingham Radiology pioneer remembered on the centenary of his death - *Dr Arpan K Banerjee, Chairman, ISHRAD (Int Soc Hist Radiology)*

Bullets and their Billets - John Hall-Edwards (1858-1926) and his experiences with the X-rays in the South African War – *Dr Adrian Thomas, Visiting Professor, Canterbury Christ Church University*

14:50-15:50 – Parallel sessions M

M1
MSK

Sports imaging
Chair: *Dr Rajat Chowdhury, Consultant MSK and Sports Radiologist, Oxford University Hospitals NHS Foundation Trust*

Elbow injuries in elite cricket - *Dr Rajat Chowdhury, Consultant MSK and Sports Radiologist, Oxford University Hospitals NHS Foundation Trust*

Biologics in sport - *Dr David Porter, Senior Sports Physician, Opus Biological, London*

Running a sports imaging service - *Miss Lul Khalif, Head of Diagnostic Services, One Harley Street, London*

M2
Proffered
papers

Radiation protection
Chair: *TBC*

Universal bone structure phantoms with bone mineral density modelling - *Valentina Yastrebova, Junior Research, Research and Practical Clinical Center for Diagnostics and Telemedicine Technologies*

A regional masterclass model to enhance diagnostic radiology physics and radiation protection training – *Speaker TBC*



UK IMAGING & ONCOLOGY
CONGRESS 2026

Putting humanity
at the centre of
healthcare

In the age of
the machine



8-10 JUNE 2026
ACC LIVERPOOL



	<p>Improving foundation doctors' knowledge and compliance with the radiology legislation - a quality improvement project – Dr Haider Merchant, CT2 Doctor, University Hospitals Plymouth</p> <p>An evaluation of pregnancy/breastfeeding procedures in UK diagnostic radiology departments – Caroline Lynch, Radiographer, University Hospitals Liverpool Group</p> <p>Pregnancy screening before X-ray exposure is essential to protect fetal health while ensuring appropriate diagnostic imaging. Clear protocols, timely assessment, and effective communication help minimize radiation risks and support safe, patient-centred care in clinical practice - Professor Beverly Snaith, Clinical Professor of Diagnostic Radiography, Mid Yorkshire Teaching Hospitals Trust & University of Bradford</p>
<p>M3 Digital technology (collaborative innovation)</p>	<p>If it doesn't pay, it won't stay - the hard economics of AI and writing a business case</p> <p>Details TBC</p>
<p>M4 Service optimisation</p>	<p>Innovating imaging services to support workforce sustainability and transformation Chair: <i>Sheila Black, Head of the Community Diagnostic Centre Programme, NHS England</i></p> <p>Using an x-ray car to support community-based care - Evie Percy, Reporting Radiographer and X-Ray Car Service Lead, University Hospitals Plymouth NHS Trust</p> <p>Radiography reimagined - workforce sustainability in the era of CDCs - Ben Howitt, Clinical Specialist – Projectional Radiography (Plain Film); and Paul Clark, Radiology Services Manager/Head of Radiology, United Lincolnshire Teaching Hospitals</p> <p>Building a lithotripsy workforce - developing a national training curriculum (LITHIUM) - Sam Crompton, Urology Specialist Radiographer, Lithotripsy Lead Radiographer & Reporting Radiographer, University Hospitals Plymouth NHS Trust</p>
<p>M5 Students</p>	<p>Paths, pivots and possibilities: careers and development in radiography – Q&A panel Chair: <i>Alice Denslow, Diagnostic Radiographer, Royal Devon University Healthcare NHS Foundation Trust</i></p> <p>Panellists: <i>Kimberley Bradshaw, Lecturer in Medical Imaging Sciences, University of Cumbria; Kate Knapp-Tabernor, Regional Therapeutic Radiography Practice Educator & AHP Preceptorship Lead, East Midlands Radiotherapy Network, and Fodi Kyriagos, Strategic Partnerships Manager, Teleconsult, and Founder, Skilled Personnel Network</i></p>

UKIO

UK IMAGING & ONCOLOGY
CONGRESS 2026

Putting humanity
at the centre of
healthcare

In the age of
the machine



8-10 JUNE 2026
ACC LIVERPOOL

 **BIR**
British Institute of Radiology

 **CoR**
THE COLLEGE OF
RADIOGRAPHERS

 **IPEM**
Institute of Physics and
Engineering in Medicine

M6
DGH
Radiology

DGH radiology: Breast

Chair: *Dr Liz O'Flynn, Consultant Radiologist, St George's, Epsom and St Helier University Hospitals and Health Group*

My experience as a travelling professor for BSBR - *Dr Sarah McWilliams, Consultant Radiologist, George's, Epsom and St Helier University Hospitals and Health Group*

The role of the Consultant Radiographer in implementing new technologies – *Imelda Marshall, Consultant Radiographer, Mid Yorkshire Teaching NHS Trust*

Update from BSBR – *Dr Keshthra Satchithananda, Consultant Radiologist, King's College Hospital NHS Foundation Trust*