



MEETING NAME: Senwes Limited AGM 2022 – 09:00

MEETING ID: **196511635**

To login you must have a *Username* and *Password* which you can request/will receive from smartagm-sa@lumiengage.com after registering to attend the AGM via <https://smartagm.co.za>

You will be able to log into the site from **08:30 on 24 August 2022.**



The Lumi Platform

We will be conducting a **virtual AGM**, giving you the opportunity to attend and participate online, using your smartphone, tablet or computer.

You will be able to view a live webcast of the meeting, ask the Board questions and submit your votes in real time.

To access the platform, you will need to visit <https://web.lumiagm.com> on your smartphone, tablet or computer. The latest versions of Chrome, Safari, Microsoft Edge or Firefox is required. *Please ensure your browser is compatible.*



Access

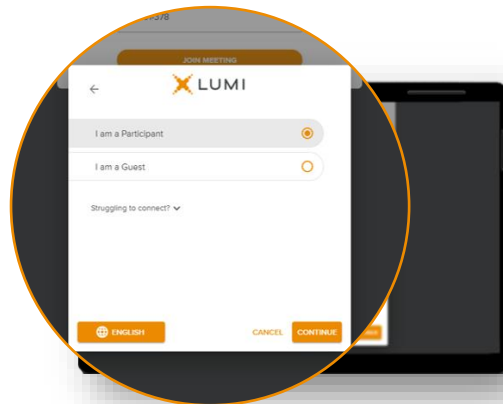
Next, you'll be prompted to enter the Meeting ID.

To login as a Participant, select 'I am a Participant'. Note that depending on the type of meeting, this text might change.

You will then be required to enter your: **Username**; and **Password**

If you are a Guest, select 'I am a Guest'. As a Guest, you will be prompted to complete all the relevant fields including; **first name**, **last name** and **email address**.

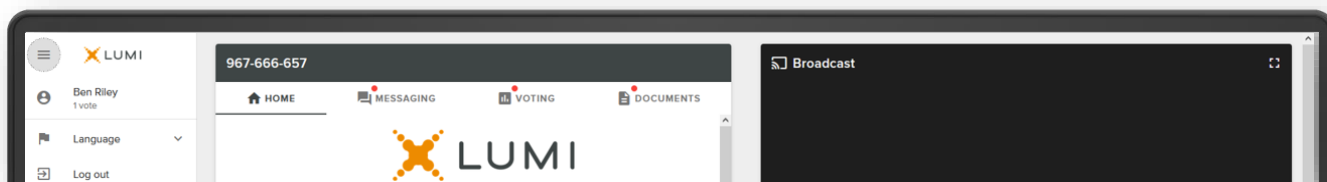
Note that, Guests are not able to ask questions or vote at the meeting.



Navigation

When successfully authenticated, the home screen will be displayed. You can view company information, ask questions, view relevant documents and watch the webcast.

Please note: the broadcast screen will either appear on the right (for laptops and computers) or at the bottom of your screen (for tablets and mobile devices). Once the meeting starts, the broadcast will start automatically. If the broadcast does not appear automatically, ensure that your browser is compatible or seek assistance by contacting our support team.





Voting

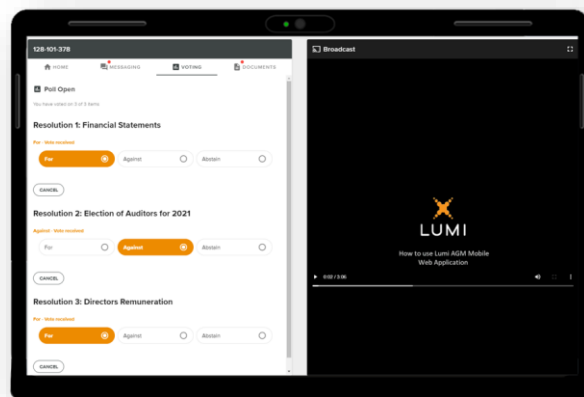
Once the poll has opened, the voting icon will appear on the navigation bar at the top of the screen. From here, resolutions or motions will be displayed.

To vote, simply select your voting direction from the options shown on screen. A confirmation message will appear to show your vote has been received.

If you wish to change your vote, simply select an alternate choice while the voting is open or select cancel if you wish to cancel your vote.

Once opened, voting can be performed at anytime during the meeting until the Chairman closes the voting. At that point, your last choice will be submitted.

You will still be able to send messages and view the webcast whilst voting is open.



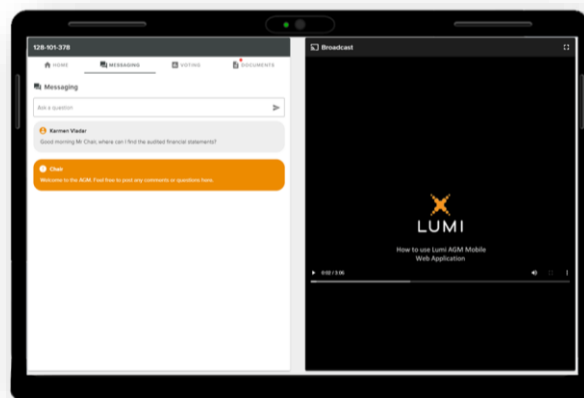
Questions

Any participant or appointed proxy (whether a Shareholder, Member or Homeowner) attending the meeting is eligible to ask questions.

Guests may not ask questions.

To ask a question, select the messaging icon at the top of the screen.

Type your message within the chat box at the top of the messaging screen and then press send (the arrow key).



Documents

Any documents pertaining to the meeting will be visible in the Documents tab of the platform. Click on this icon to view the documents.

