

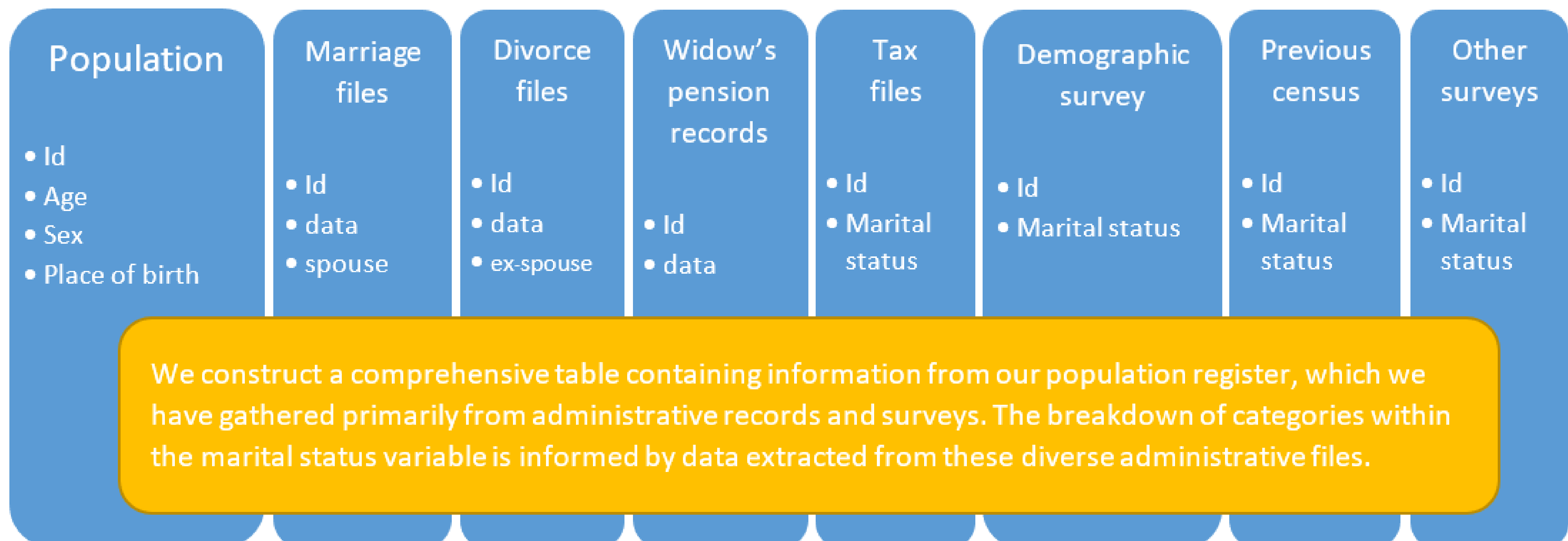
Marital status from administrative records in the 2021 Population and Housing Census in the Basque Country

Authors: Ana María Miranda Ligüérezana, Elena Goni Rementería, Eustat – Basque Statistics Office

BACKGROUND AND OBJECTIVES

In Eustat-Basque Statistics Office, we have been using administrative sources in the preparation of population statistics for several years. This is the case of activity, education or housing annual statistics, in addition to our statistics of residents. The aim of the poster is to share the process to build the marital status variable, basically on administrative records, for the 2021 Population and Housing Census in the Basque Country.

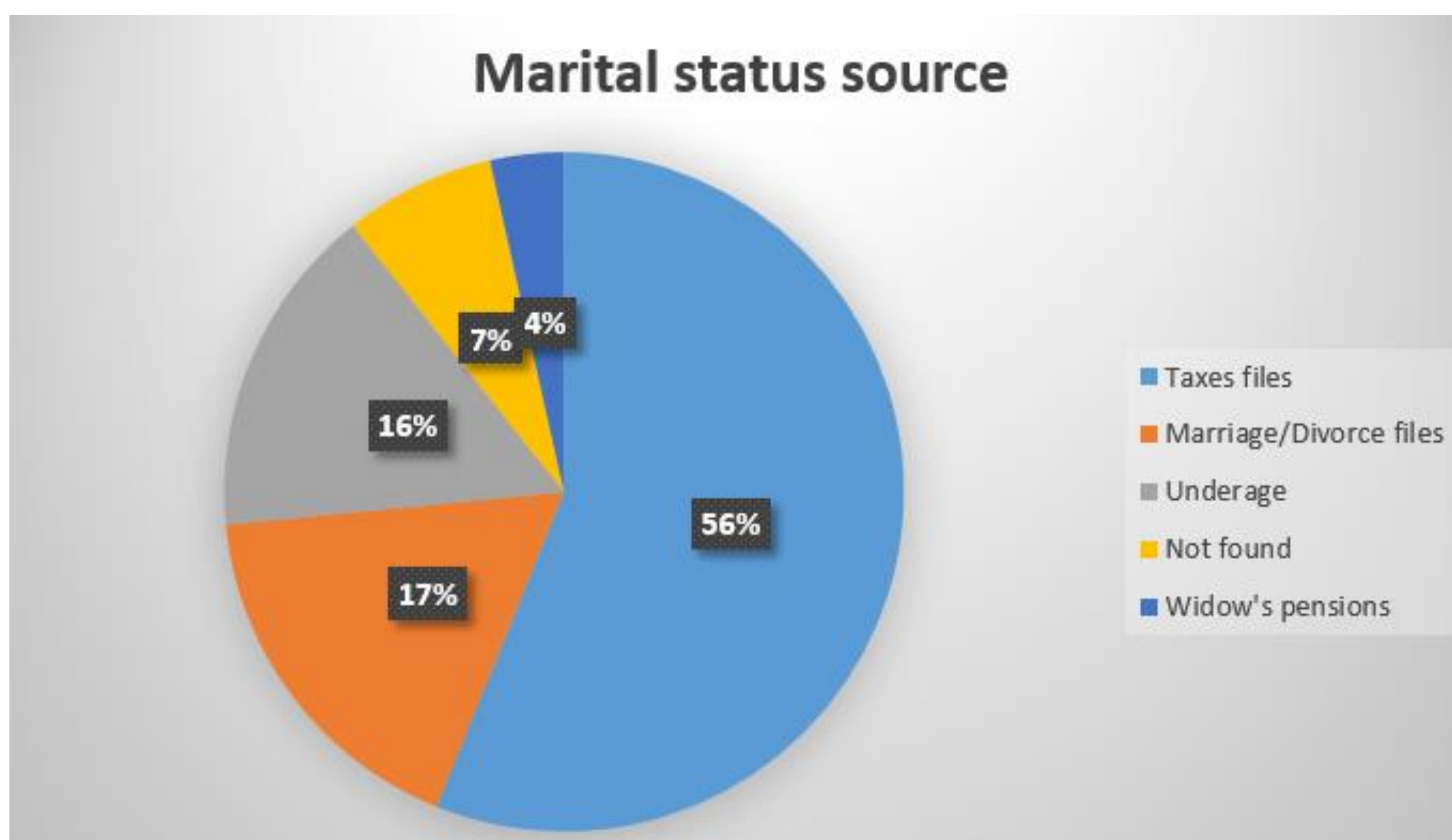
SOURCES



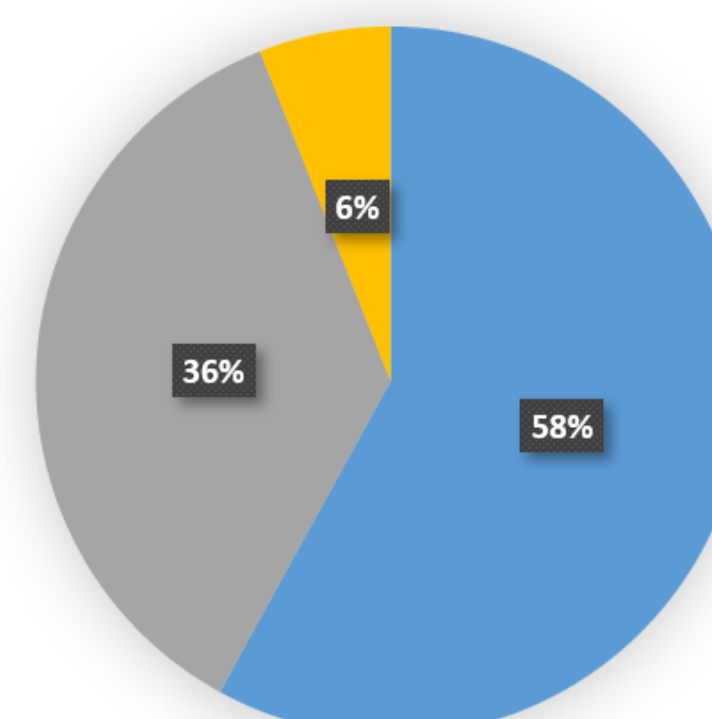
PROCEDURE



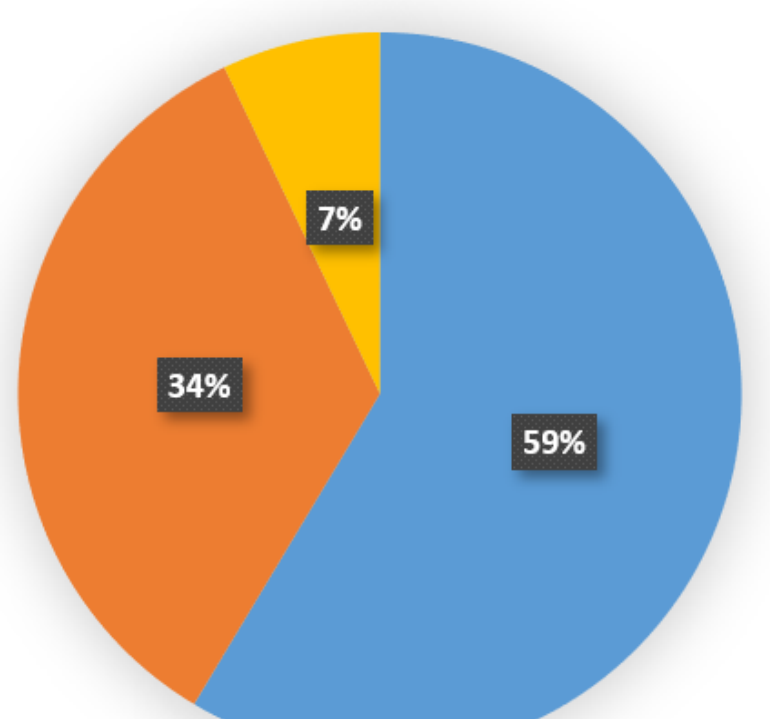
RESULTS



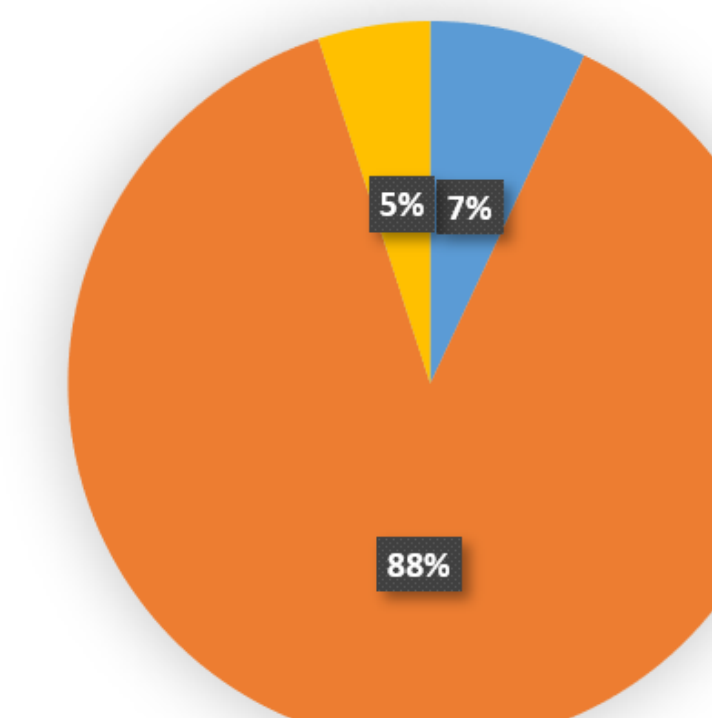
Single status sources %



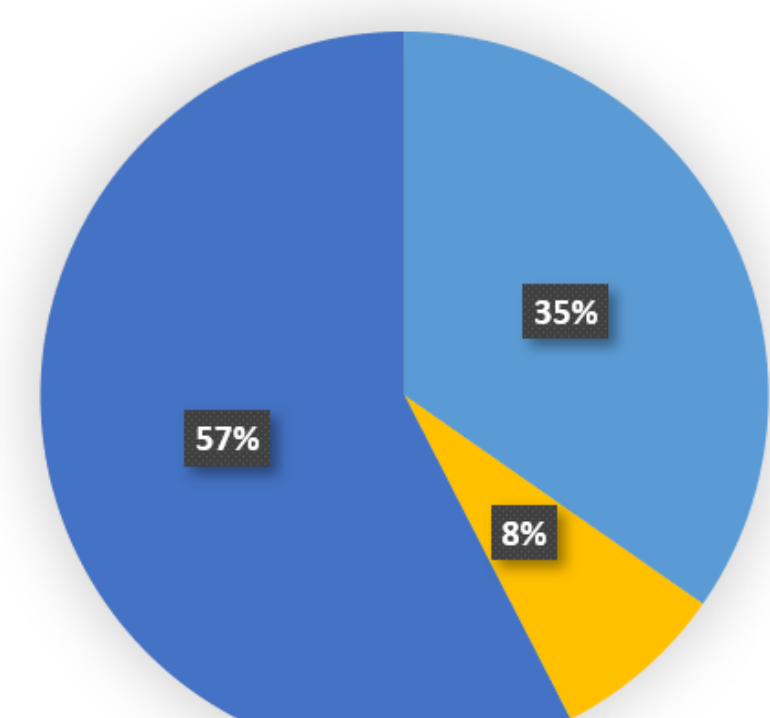
Married status sources %



Divorced status sources %



Widow status sources %



VALIDATION

	Origen en 2021																
	Sin dato	ECE	EDV	IMPUT	INSS_	IRP11	IRP16	IRP20	IRP21	MAT/D	MEN25	MENOR	PAREJ	RGI	RPF20	RPF21	
Origen en 2022	2.211.792	51.626	1.156	4.745	132.290	77.709	14.534	17.997	774.906	1.142	388.696	62.481	355.285	2.379	20.655	263.164	43.027
Censo en 2022	131.719	0	0	0	126.959	18	0	0	0	0	0	3.691	1.051	0	0	0	0
ECE	1.301	2	1.077	0	0	0	0	0	0	0	0	135	0	87	0	0	0
EDV	5.433	11	0	4.464	0	0	0	0	0	0	0	529	0	429	0	0	0
IMPUT	15.837	15.837	0	0	0	0	0	0	0	0	0	0	0	0	0	0	0
INSS_	81.494	121	1	8	322	76.909	9	10	1.514	32	420	0	0	2	47	1.978	121
IRP11	14.309	113	0	0	0	0	2	14.193	0	0	0	0	1	0	0	0	0
IRP16	17.592	115	0	0	0	9	0	17.464	0	0	0	0	4	0	0	0	0
IRP20	37.478	216	0	0	0	24	0	37.220	0	0	0	0	18	0	0	0	0
IRP21	799.053	5.198	0	0	0	592	0	678.614	1.106	0	0	504	0	113.039	0	0	
IRP22	80.124	3.384	70	228	3.257	25	204	390	25.824	0	0	4.413	730	75	365	0	41.159
MAT/D	402.270	1.945	1	13	548	81	60	9.250	4	388.276	28	2	40	124	1.576	255	0
MEN25	69.931	1.032	0	0	136	0	0	0	0	0	54.207	14.556	0	0	0	0	0
MENOR	353.947	19.921	0	0	1	0	0	0	0	0	0	334.025	0	0	0	0	0
PAREJ	2.373	44	0	3	69	0	0	0	0	0	11	1	2.231	14	0	0	0
RGI	20.522	66	0	0	0	1	0	0	0	0	0	1.023	0	19.432	0	0	0
RPF21	174.336	2.938	0	0	0	48	0	22.309	0	0	0	2.470	0	146.571	0	0	0
RPF22	4.073	683	7	29	998	0	68	66	175	0	0	131	236	31	157	0	1.492

IRP, IRPF: Taxes files
MAT/DIV: Marriage/Divorce files
INSS: Widow's pensions records
ECE, EDV: Surveys

We run the 2021 process for 2022, updating the data sources and incorporating new ones. The comparison between the two years remains consistent, with most individuals maintaining the same marital status. We observe the expected transitions, for example, the number of newly married matches the number of marriages in the year.

CONCLUSIONS / NEXT STEPS

- Continuing working to enhance marital status assignment, by improving source quality, ensuring consistency and cross-validation between sources, and searching for new sources and processes.
- The methodological shift, from solely census data to data based on administrative records, and occasionally survey data, allows us to address population characteristic related to marital status more frequently.