



EUROPEAN CONFERENCE ON QUALITY IN OFFICIAL STATISTICS 2024 ESTORIL - PORTUGAL



EUROPEAN CONFERENCE ON QUALITY IN OFFICIAL STATISTICS 2024 ESTORIL - PORTUGAL





EUROPEAN CONFERENCE ON
QUALITY IN OFFICIAL STATISTICS
2024 ESTORIL - PORTUGAL

Towards modern user-oriented dissemination

chances and challenges for statistics



eurostat 

The conference is partly
financed by the European Union

Magdalena Ambroch
Statistics Poland



EUROPEAN CONFERENCE ON
QUALITY IN OFFICIAL STATISTICS
2024 ESTORIL - PORTUGAL



The conference is partly
financed by the European Union

User-oriented offer

Databases



Publications



Digital publications and tools

Statistics Poland | SDG | Introduction | Select indicator | FAQs | SDG Platform

Experimental statistics
Goal 9 - Industry, innovation and infrastructure

Overview

- Road transport
- Maritime transport

913 Proportion of the rural population who live within...

Report SDG 2023
Women on the way to sustainable development

We invite you to read our latest Report!

Share of women and men in total population by age groups in Poland in 2022


CO₂ emission: **18.3%**
Number of ships: **3087**
NMVOC emission: **decrease of 2.83**
CH₄ emission: **58.7kt**



The need for integration

Non-integrated dissemination:

- Confused recipients
- Overburdened Staff
- Insufficient system
- Ineffective communication





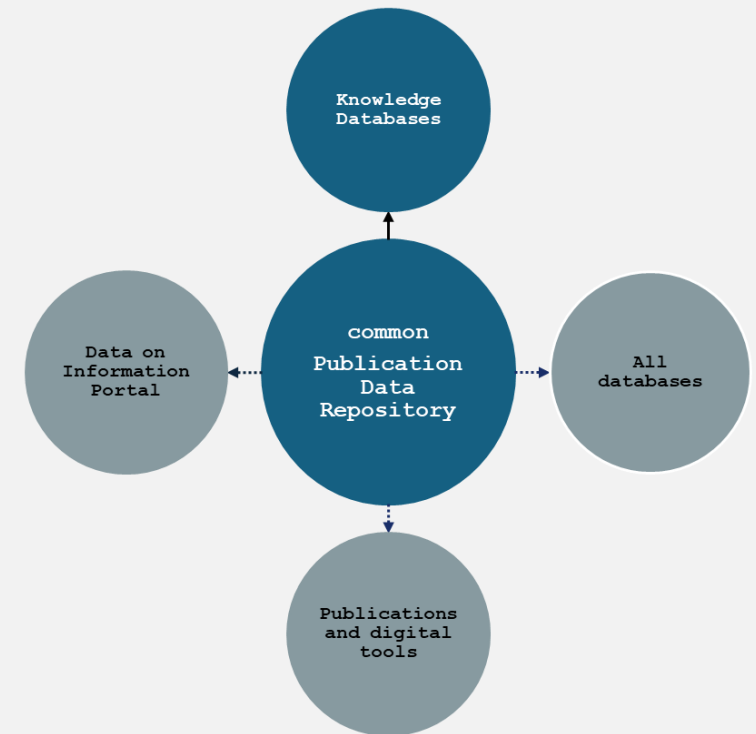
Towards modern dissemination

New information portal



- thematic structure
- personalized digital shelf for logged users
- beta version(PL) for comments
new.stat.gov.pl
- planned launch – end of 2024

Integration and automatization





Knowledge Databases

- full scope of data for Poland (incl. HVD)
- dashboards
- constructed reports
- metainformation
- management based on metadata system (publication variable concept)

dbw.stat.gov.pl/en

INDICATORS ^

At-risk-of-poverty rate af... Gross domestic product Population

ADVANCED SELECTION v

Indicator	Information type	Territorial unit	2016	2017	2018	2019	2020
Gross domestic product	previous period=100 constant prices [-]	POLAND	103.0 (o)	105.1 (o)	105.9 (o)	104.5 (o)	98.0 (o)
Gross domestic product	per capita [zl]	POLAND	3,227.00 (o)	51,606.00 (o)	55,359.00 (o)	59,618.00 (o)	61,231.00 (o)
Population (n)	[person]						
At-risk-of-poverty rate after social transfers	share in given household gr						

Nanotechnology research and development entities

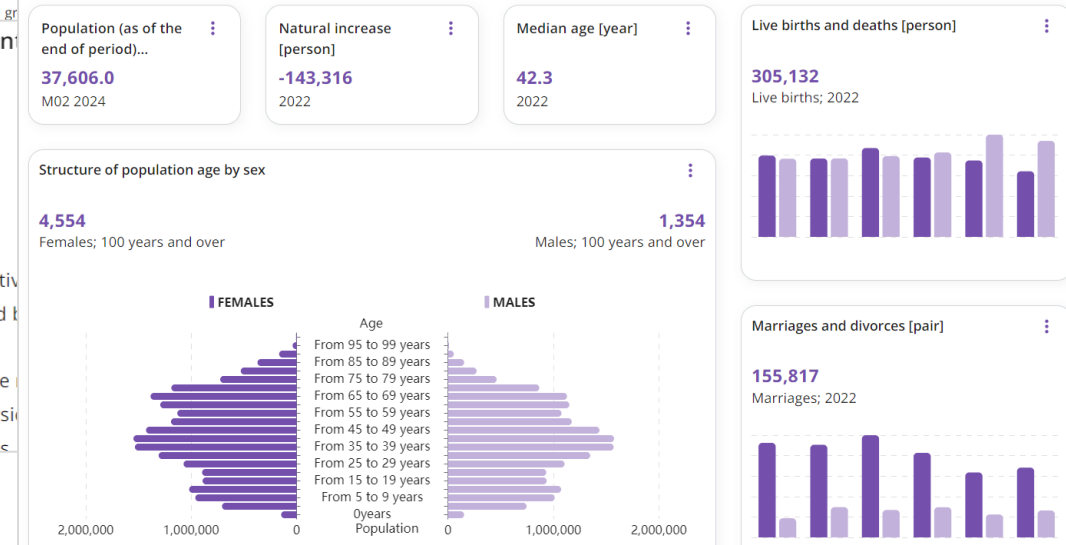
Short name
Nanotechnology R&D entities

Tags
nanotechnology entities r&d activity

Definitions of terms
Entities in research and development
Entities performing R&D as the main type of economic activity alongside other basic activities or funding R&D performed by other entities.

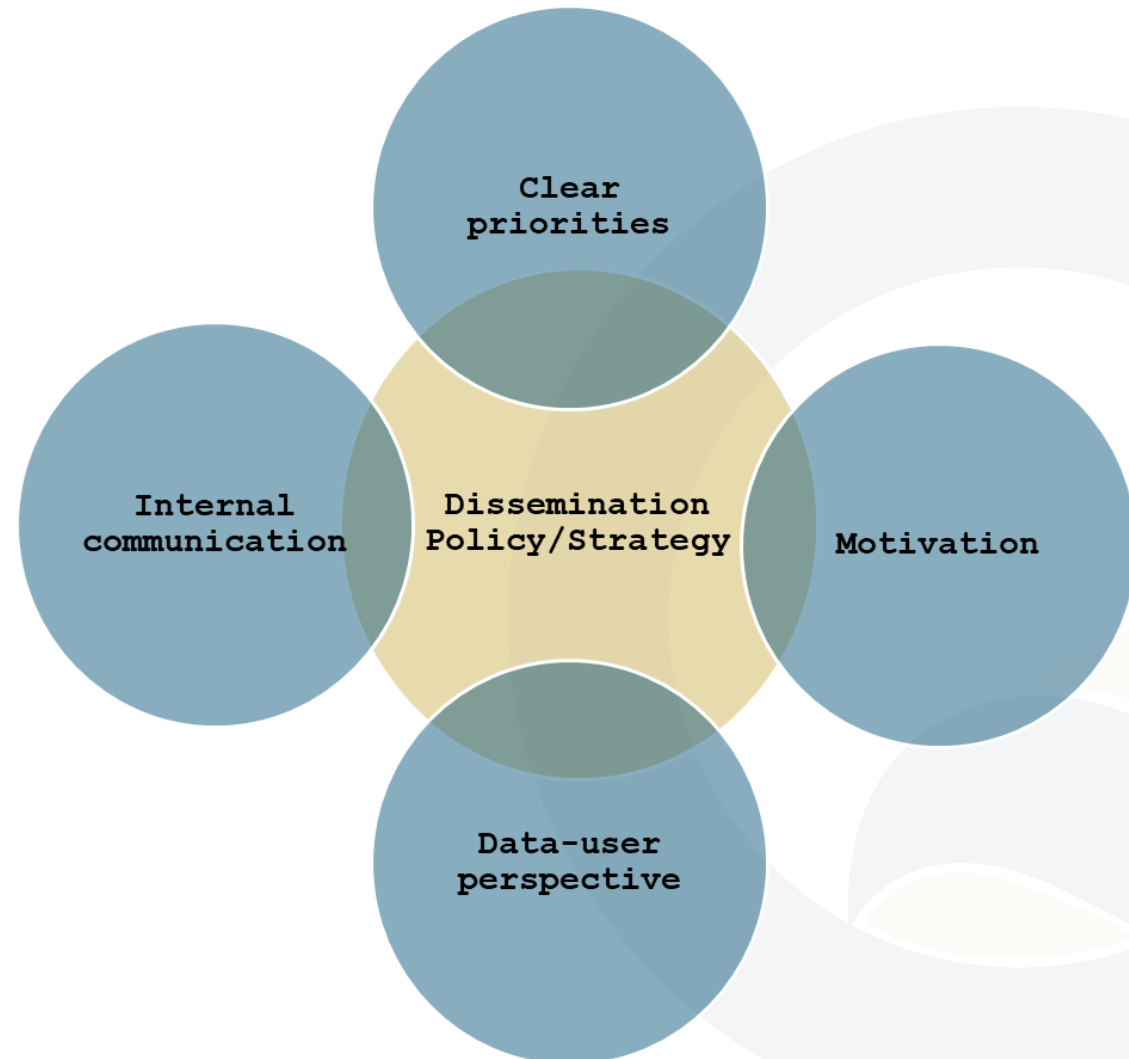
Nanotechnology
Understanding and control of matter and processes at the nanoscale, exclusively, below 100 nanometres in one or more dimensions. Nanotechnology-dependent phenomena usually enables novel applications.

Demography





Building openness to change within the staff





EUROPEAN CONFERENCE ON
QUALITY IN OFFICIAL STATISTICS
2024 ESTORIL - PORTUGAL

Thank you!

Magdalena Ambroch

Statistics Poland

m.ambroch@stat.gov.pl



INSTITUTO NACIONAL DE ESTATÍSTICA
STATISTICS PORTUGAL

eurostat 

The conference is partly
financed by the European Union



EUROPEAN CONFERENCE ON QUALITY IN OFFICIAL STATISTICS 2024 ESTORIL - PORTUGAL