

3 - 5 Nov • Kronwell Brasov Hotel

SOROT 2022

CONFERENCE *Education first, safety and patient care management*

SCIENTIFIC PROGRAM



SOROT

societatea romana de ortopedie si traumatologie

PROGRAM AT A GLANCE – SOROT PRE-CONFERENCE 2022

DAY 0 ●●●●●●●● NOVEMBER 3RD, 2022

Time	HALL 2	HALL 3	HALL 4	Time			
07.00	Registration			07.00			
07.30	Registration			07.30			
08.00		FORTE Course – Basic Science Section	EBOT Examiners Course I	08.00			
08.30				08.30			
09.00		09.00					
09.30		09.30					
10.00		Coffee Break		10.00			
10.30	Medical Nurse Course	FORTE Course – Spine Section	EBOT Examiners Course II	10.30			
11.00				11.00			
11.30		11.30					
12.00		12.00					
12.30		12.30					
13.00	Lunch Break		13.00				
13.30	Lunch Break		13.30				
14.00				14.00			
14.30				14.30			
15.00				15.00			
15.30				15.30			
16.00				Coffee Break		16.00	
16.30				Medical Nurse Course			16.30
17.00							17.00
17.30							17.30
18.00							18.00
18.30				18.30			
19.00	19.00						

PROGRAM AT A GLANCE – SOROT CONFERENCE 2022

DAY 1 ••••• NOVEMBER 4TH, 2022

Time	HALL 1	HALL 2	HALL 3	HALL 4	Time
07.00	Registration				07.00
07.30	Registration				07.30
08.00	Opening Ceremony Hall 1				08.00
08.30	SPINE Session I	Update on Primary Hip Replacement Hall 2		Medical Nurse Symposium Qosmo Hotel*	08.30
09.00					09.00
09.30					09.30
10.00	Coffee Break				10.00
10.30	Highlight Lecture: Surgical education, new tendencies by Prof. Pierre Hoffmeyer Hall 1			Medical Nurse Symposium Qosmo Hotel*	10.30
11.00	SPINE Session II	ROMSOS Tumors Session Hall 2	11.00		
11.30			11.30		
12.00			12.00		
12.30					12.30
13.00	Patient Blood Management	Lunch Symposia			13.00
13.30					13.30
14.00	Keynote Lecture: Anticoagulation & antiplatelet therapy in preoperative and postoperative orthopedic surgery by Prof. Serban Bubenek Hall 1				14.00
14.30	SPINE Session III	Foot & Ankle I Trauma	Patient centered rehabilitation: arthrogyrosis - knee & hip arthroplasty	Radiology Symposium I	14.30
15.00					15.00
15.30					15.30
16.00	Coffee Break				16.00
16.30	Keynote Lecture: Pelvic trauma in adults & children	Foot & Ankle II Orthopedics	Rehabilitation Symposium	Radiology Symposium II	16.30
17.00					17.00
17.30	SPINE Session IV	Free Papers - Foot & Ankle	Free Papers - Pediatrics	Free Papers - Knee	17.30
18.00					18.00
18.30					18.30
19.00	Free Papers - Spine				19.00

*Medical Nurse Symposium will be held at Qosmo Hotel.

PROGRAM AT A GLANCE – SOROT CONFERENCE 2022

DAY 2 ● ● ● ● ● NOVEMBER 5TH, 2022

Time	HALL 1	HALL 2	HALL 3	HALL 4	Time
07.00	Registration				07.00
07.30	Registration				07.30
08.00	INFECTIONS I: Update on diagnostic and clinical management of PJI	Tips and tricks in difficult fractures - AO Trauma	SRATS Symposium	Free Papers - Hip	08.00
08.30					08.30
09.00					09.00
09.30					09.30
10.00	Coffee Break				10.00
10.30	INFECTIONS II: Update on diagnostic and clinical management of PJI	Consensus ORBIT - ESSKA	Arthroscopy of the knee in pediatric patients	MOT Invited Society	10.30
11.00			11.00		
11.30			Shoulder Pathology I	Distal Femoral Fractures Repair or Replace	11.30
12.00					12.00
12.30					12.30
13.00	Lunch Symposia				13.00
13.30	Lunch Symposia				13.30
14.00	Highlight lecture: On the Ilizarov Road: Trials, Tribulations and Happiness by Prof. Paolo Tranquilli Leali Hall 1				14.00
14.30	INFECTIONS III - Miscellaneous in bone and joint infections	EKA Symposium	Shoulder Pathology II Proximal Humerus Fractures	Megaendoprosthesis in Revision Arthroplasty and Ortho-Oncology	14.30
15.00					15.00
15.30			The microbiologist & infectious doctor - enemies or friends?	Shoulder Pathology III Glenohumeral Instability	Free Papers - Residents I
16.00	16.00				
16.30	Coffee Break - Award Ceremony Hall 1				16.30
17.00	Update in Adult & Pediatric Orthopedics	Free Papers - Varia	Shoulder Pathology IV Cuff Repair	Free Papers - Residents II	17.00
17.30			Free Papers - Upper extremity		17.30
18.00			18.00		
18.30	General Assembly				18.30
19.00	General Assembly				19.00

SCIENTIFIC PROGRAM OF THE SOROT CONFERENCE 2022

● GENERAL CONFERENCE INFORMATION

● DISCLAIMER

The materials presented during the SOROT 2022 Conference have been made available for educational purposes only and are not intended to represent the only, nor necessarily the best, methods or procedures appropriate for the medical situation discussed. Methods, techniques and procedures demonstrated and views and opinions expressed by speakers, presenters and faculty are their own, and may be helpful to others who face similar situations.

The Romanian Society of Orthopedics and Traumatology (SOROT) requires all instructors, planners, reviewers, managers and other individuals in a position to control or influence the content of an activity to disclose all relevant financial relationships or affiliations. All identified conflicts of interest must be resolved and the educational content thoroughly vetted by SOROT for fair balance, scientific objectivity and appropriateness of patient care recommendations. The Society also requires faculty, authors to disclose when off-label/unapproved uses of a product are discussed in a EACCME activity or included in related materials.

● EACCME® ACCREDITATION

The SOROT 2022 Conference, Brasov, Romania, 04/11/2022 - 05/11/2022 has been accredited by the European Accreditation Council for Continuing Medical Education (EACCME®) with 15 European CME credits (ECMEC®s). Each medical specialist should claim only those hours of credit that he/she actually spent in the educational activity.

Please find below the breakdown of ECMEC®s per day:

04.11.2022 - 8,00 credits | 05.11.2022 - 7,00 credits.

Through an agreement between the Union Européenne des Médecins Spécialistes and the American Medical Association, physicians may convert EACCME® credits to an equivalent number of AMA PRA Category 1 Credits™. Information on the process to convert EACCME® credit to AMA credit can be found at www.ama-assn.org/education/earn-credit-participation-international-activities.

SCIENTIFIC PROGRAM OF THE SOROT CONFERENCE 2022

● GENERAL CONFERENCE INFORMATION

● LEARNERS' ENGAGEMENT

Taking into account the EACCME® general principles, learners' attendance to the SOROT 2022 Conference will be monitored, to assure the accuracy of the credits that the attendees claimed.

Each participant can only receive the number of credits he/she is entitled to according to his/her actual participation at the event once he/she has completed the feedback form cf. criteria 9 and 23 of UEMS 2016.20.

● EACCME® CERTIFICATE

To receive the EACCME® Certificate for your participation to the SOROT 2022 Conference, please complete the online survey, available on the mobile app at the end of the Conference or following the link you received via e-mail (the address that you provided at registration).

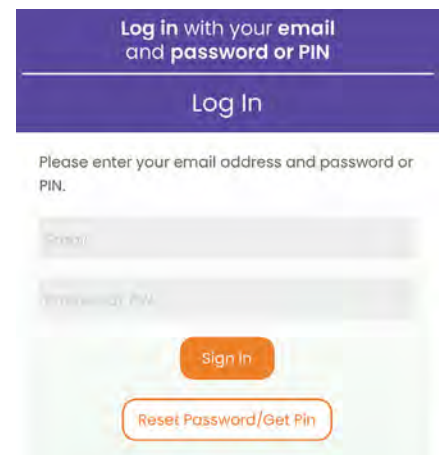
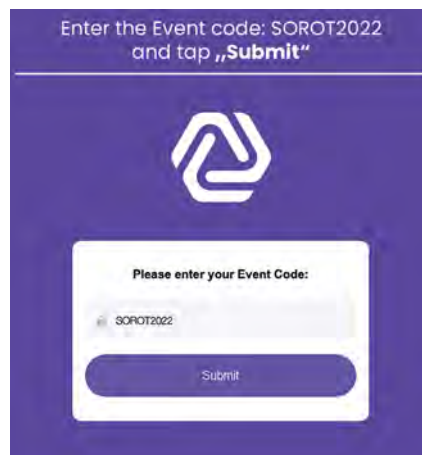
- **Once you have completed the survey, you will receive your EACCME® Certificate via e-mail 2-3 weeks after the event, according to your actual engagement during the Conference.**

SCIENTIFIC PROGRAM OF THE SOROT CONFERENCE 2022

● DOWNLOAD “The Event App by EventsAIR”


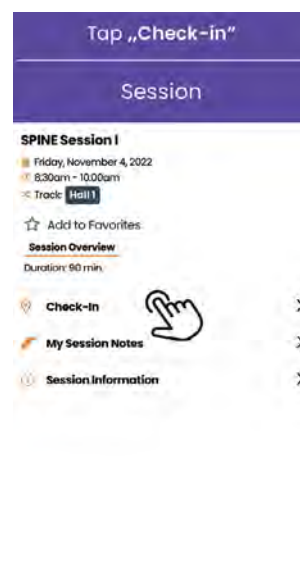
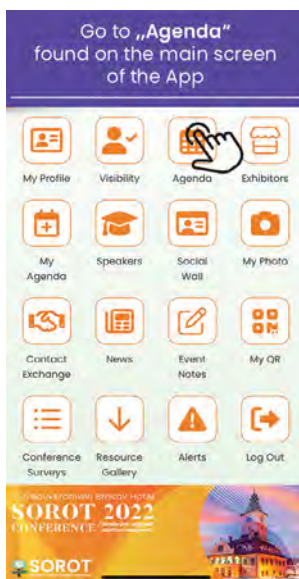
Event code: SOROT2022

- Interactive Extended Conference Program
- Check-in function for CME Credits
- Speakers list & agenda information
- Connect with your peers and Contact exchange
- Post on the Social Wall
- Event survey



● HOW TO COLLECT YOUR CME CREDITS

Access your SOROT Conference 2022 App



The Bluetooth Beacon Check-in requires that you **turn on your Bluetooth and Location Services** on your mobile device, to track your attendance to each session. **You need to run the check-in steps for each session you attend for the purpose of CME Accreditation, to receive your actual CME Credits.**

Disclaimer: SOROT takes no responsibility and will not be liable if you don't manage to attend and check-in to the sessions to receive your CME credits.

SCIENTIFIC PROGRAM OF THE SOROT CONFERENCE 2022

● ALL FACULTY A-Z

Cezar Ahmad
Prof. Ovidiu Alexa
Edoardo Cristian Anea
Dima Augustin
Cosmin Baci
As. Med. Niculina Badea
Prof. Adrian Barbilian
Prof. Tiberiu Bataga
Prof. Thierry Bégué
Assoc. Prof. Horea Benea
As. Med. Nicoleta Beraru
Prof. Rudolf Bertagnoli
Florin Bica
Rares Bîrlutiu
Prof. Rath Björn
Alin Blaga
Prof. Paul Botez
Iozefina Botezatu
Alexei Botnari
Véronique Bourg
Consuelo Brailescu
Nicolas Bremond
Prof. Serban Bubenek
Tarik Bujaković
Tonalt Calina
Vlad Catana
Codruta Cioponea
Pojala Ciprian
Prof. Catalin Florin Cîrstoiu
Razvan Cismasiu
Ion Bogdan Codorean
Raul Colta
As. Med. Liliana Constantin
As. Med. Mihai Constantin
Stipe Ćorluka
Prof. Dan Cosma
Bogdan Costachescu
Ana-Maria Costin
Anatoli Covaleov
Bogdan Cretu
Prof. Stefan Cristea
Adrian Cursaru
Laura de Girolamo
As. Med. Carmen Detesan
Panagiotis Diaremes
As. Med. Cristina Dinu
Gabriel Dinu
Alexandru Draghici
Adrian Dumitru
Alexandru Ionut Duta
Ahmad Eid
Assoc. Prof. Razvan Ene
Cosmin Faur
Alin Feiereisz
Prof. Paulo Felicissimo
Marius Filip
Doru Filipescu
Assoc. Prof. Radu Fleaca
Assoc. Prof. Simin-Aysel Florescu
Nicoleta Florescu
Prof. Stefan Florian
Prof. Wilhelm Friedl
As. Med. Cristina Florina Galateanu
Assoc. Prof. Rainer Gattringer
Vlad Georgeanu
Gavril Gheorghievici
Assoc. Prof. Olivier Gheysens
Sorin Ghiea
Efthymia Giannitsioti
Remi Gimat
Nuno Gomes
Prof. Dan Cristian Grecu
As. Med. Anastasia Grisca
Alina-Maria Grosu
Daniel Guenther
Horia Haragus
Oana Mihaela Haram
Emil Haritnian
Lorand Hegyessy
Axel Hempfing
Alexandru Herdea
Prof. Pierre Hoffmeyer
Daniel Horhocea
Mihai Hurmuz
Manuela Iacoban
As. Med. Anca Iamandi

SCIENTIFIC PROGRAM OF THE SOROT CONFERENCE 2022

● ALL FACULTY A-Z

Vasileios Igoumenou
Polixenia Iorga
Liviu Iovanescu
Kristóf Jánvári
Clément Jeandel
Alexandru Jecan
Prof. Viorel Jinga
György Kocsis
Tobias Kramer
Andru Lamasz
Dan Laptoiu
Lior Laver
Cosmin-Celestin Lazar
Prof. Ofer Levy
Prof. Mihaela Sorina Lupse
Prof. Ioannis Magras
Tiberiu Maior
Aleksas Makulavicius
As. Med. Roxana Malaescu
As. Med. Neli Manolache
Diana Malvina Marcu
Assoc. Prof. Rodica Marinescu
Benjamin Marjanovic
Prof. Guido Marra
Assoc. Prof. Razvan Melinte
Prof. Roxana Miclaus
As. Med. Andreea Mihai
As. Med. Dana Mihai
Prof. Jorge Mineiro
Mihail Mioc
Brindusa Ilinca Mitoiu
Stefan Mogos
Sofian Nachawati
Adrian Neagu
Radu Dan Necula
Georgiana Nedelea
Dan Negoescu
Andrei Nica
Prof. Sarah Adriana Nica
Liviu Ojoga
Andrei Oprisan
Radu Alexandru Orfanu
Marko Ostojić

Marius Ozun
Toma Papacocea
Denis Pasc
Prof. Jenel Patrascu
Daniel Pérez – Prieto
As. Med. Minodora Peta
Ashvin Pimplanekar
As. Med. Olga Pinteac
Marius Pop
Cezar Popescu
Elisa Popescu
Ion Andrei Popescu
Mircea Radu Popescu
Prof. Gheorghe Popescu
Emi Marinela Preda
Vlad Predescu
Prof. Radu Prejbeanu
Liliana Preotescu
Dan Putineanu
Prof. Radu Radulescu
Prof. Florin Ramadani
Stefan Rammelt
Adam Razvan
Assoc. Prof. Mihai Dan Roman
Alexandru Rosu
Gheorghe Rosu
Octav Russu
Florin Sabou
Prof. Iosif Samota
As. Med. Ioana Scantei
Prof. Klaus Dieter Schaser
Stefan Schwienbacher
Sebastian Sedan
Bogdan Sendrea
Bogdan Șerban
As. Med. Irina Sirbu
Prof. Paul Sîrbu
Paweł Skowronek
Gabriela Soare
Mihnea Andrei Soitu
Assoc. Prof. Alex Soriano
As. Med. Daniela Soroceanu
Prof. Ricardo Sousa

SCIENTIFIC PROGRAM OF THE SOROT CONFERENCE 2022

● ALL FACULTY A-Z

Mihaela Gabriela Stanciu
Stefan Stanciugelu
Gabriel Sterian
Prof. William Stetson
As. Med. Claudia Stirbu
Prof. Cristian Ioan Stoica
Ion Stupac
György Szabó
Gergő Szórádi
Reha Tandogan
Prof. Fabian Tatu
Tamás Terebessy
Assoc. Prof. Adrian Todor
Prof. Jérôme Tonetti

Prof. Paolo Tranquilli Leali
Assoc. Prof. Rihard Trebše
Marco Turati
Ivan Udvarhelyi
Prof. Alexandru Ulici
Andrei Ursache
Mátyás Vajda
Ciprian Vajeu
Assoc. Prof. Bogdan Veliceasa
As. Med. Geanina Visan
George Viscopoleanu
Lorand Vitalis
Costel Vlad
As. Med. Adriana Vladu

● ORGANIZING COMMITTEE

Prof. Ioan Cristian Stoica
Assoc. Prof. Razvan Ene
Radu Necula
Rares Birlutiu

Dragomirescu Dan
Andreea Vorovenci
Bogdan Oprea
Ana-Maria Rotaru
Laura Constandache

SCIENTIFIC PROGRAM OF THE SOROT CONFERENCE 2022

● **SOROT CONFERENCE LEADERSHIP**

● **SOROT President | Scientific Committee Chairman**

Prof. Dr. Cristian Ioan Stoica

● **SOROT Vice-President | Scientific Committee Vice-Chairman**

Assoc. Prof. Dr. Razvan Ene

● **SCIENTIFIC COMMITTEE A - Z**

Prof. Ovidiu Alexa

Cosmin Baciu

Prof. Adrian Barbilian

Prof. Univ. Dr. Tiberiu Bataga

Assoc. Prof. Horea Benea

Florin Bica

Rares Birlutiu

Prof. Paul Botez

Razvan Cismasiu

Prof. Catalin Cirstoiu

Ion Bogdan Codorean

Prof. Stefan Cristea

Ahmad Eid

Assoc. Prof. Razvan Ene

Paulo Felicissimo

Doru Filipescu

Assoc. Prof. Radu Fleaca

Prof. Stefan Florian

Vlad Georgeanu

Istvan Gergely

Gavril Gheorghievici

Prof. Dan Cristian Greco

Emil Haritinian

● Alexandru Luchian

Assoc. Prof. Rodica Marinescu

Assoc. Prof. Razvan Melinte

Prof. Jorge Mineiro

Marius Moga

Stefan Mogos

Dan Radu Necula

Georgiana Nedelea

Andrei Nica

Prof. Jenel PatraScu

Mark Pogarasteanu

Prof. Sorin Tudor Pop

Prof. Gheorghe Popescu

Vlad Predescu

Prof. Radu Prejbeanu

Prof. Radu Radulescu

Prof. Florin Ramadani

Assoc. Prof. Mihai Dan Roman

Octav Russu

Prof. Paul Sirbu

Gabriela Soare

Prof. Fabian Tatu

Assoc. Prof. Adrian Todor

Prof Alexandru Ulici

George Viscopoleanu

SCIENTIFIC PROGRAM OF THE SOROT CONFERENCE 2022

● **CONTENTS | DAY 0 | NOVEMBER 3RD, 2022**

● **HALL 2**

- **07.00 - 08.00 | Registration | Check-in** 17
- **12.00 - 16.00 | Medical Nurse Course** 17
- **16.00 - 16.30 | Coffee Break** 17
- **16.30 - 17.30 | Medical Nurse Course** 17

● **HALL 3**

- **08.00 - 10.00 | FORTE Course - Basic Science Section** 18
- **10.00 - 10.30 | Coffee Break** 18
- **10.30 - 13.00 | FORTE Course - Spine Section** 18
- **13.00 - 14.00 | Lunch Symposia** 18

● **HALL 4**

- **08.00 - 10.00 | EBOT Examiners Course I** 19
- **10.00 - 10.30 | Coffee Break** 19
- **10.30 - 13.00 | EBOT Examiners Course II** 19
- **13.00 - 14.00 | Lunch Symposia** 19

SCIENTIFIC PROGRAM OF THE SOROT CONFERENCE 2022

● CONTENTS | DAY 1 | NOVEMBER 4TH, 2022

● HALL 1

● 07.00 - 08.00 Registration Check-in	20
● 08.00 - 08.30 Opening Ceremony	20
● 08.30 - 10.00 SPINE Session I	20
● 10.00 - 10.30 Coffee Break	21
● 10.30 - 11.00 Highlight Lecture: Surgical education, new tendencies	21
● 11.00 - 13.00 SPINE Session II	21
● 13.00 - 14.00 Lunch Symposia	21
● 14.00 - 14.30 Keynote Lecture: Anticoagulation & antiplatelet therapy in preoperative and postoperative orthopedic surgery	21
● 14.30 - 16.00 SPINE Sesion III	22
● 16.00 - 16.30 Coffee Break	22
● 16:30 - 17.00 Keynote Lecture: Pelvic trauma in adults & children	22
● 17.00 - 19.00 SPINE Sesion IV	22
● 19.00 - 19.30 Free papers - Spine	23

● HALL 2

● 08.30 - 10.00 Update on Primary Hip Replacement	24
● 10.00 - 10.30 Coffee Break	24
● 11.00 - 13.00 ROMSOS Tumors Session	24
● 13.00 - 14.00 Lunch Symposia	25
● 14.30 - 16.00 Foot & Ankle I - Trauma	25
● 16.00 - 16.30 Coffee Break	25
● 16.30 - 18.00 Foot & Ankle II - Orthopedics	25
● 18.00 - 19.30 Free papers - Foot & Ankle	25

SCIENTIFIC PROGRAM OF THE SOROT CONFERENCE 2022

● CONTENTS | DAY 1 | NOVEMBER 4TH, 2022

● HALL 3

● 14.30 - 16.00 | Patient-Centered Rehabilitation:

Arthrogyrosis - knee & hip arthroplasty 26

● 16.00 - 16.30 | Coffee Break 26

● 16.30 - 17.15 | Rehabilitation Symposium I 26

● 17.15 - 18.00 | Rehabilitation Symposium II 26

● 18.00 - 19.30 | Free papers - Pediatrics 27

● HALL 4

● 08.30 - 10.00 | Nurse Symposium* 28

● 10.00 - 10.30 | Coffee Break 28

● 10.30 - 13.00 | Nurse Symposium* 28

● 13.00 - 14.00 | Lunch Symposia 29

● 14.30 - 16.00 | Radiology and medical imaging Symposium I - Round Table -
WHAT and HOW: intraarticular joint injections between marketing and medical
evidence - Shoulder Imaging 29

● 16.00 - 16.30 | Coffee Break 29

● 16.30 - 18.00 | Radiology and medical imaging Symposium II -
Shoulder Imaging - Knee imaging 30

● 18.00 - 19.30 | Free papers - Knee 30

*Medical Nurse Symposium will be held at Qosmo Hotel.

SCIENTIFIC PROGRAM OF THE SOROT CONFERENCE 2022

● CONTENTS | DAY 2 | NOVEMBER 5TH, 2022

● HALL 1

- 07.00 - 08.00 | Registration | Check-in 31
- 08.00 - 10.00 | INFECTIONS I: Update on diagnostic and clinical management of PJI: A joint SOROT - EBJIS - ESGIAI Session 31
- 10.00 - 10.30 | Coffee Break 31
- 10.30 - 13.00 | INFECTIONS II: Update on diagnostic and clinical management of PJI: A joint SOROT - EBJIS - ESGIAI Session 31
- 13.00 - 14.00 | Lunch Symposia 31
- 14.00 - 14.30 | Keynote lecture - President SIOT - Ilizarov 100 years 32
- 14.30 - 15.30 | INFECTIONS III - Miscellaneous in bone and joint infections 32
- 15.30 - 16.30 | The microbiologist & infectious disease doctor - enemies or friends of the orthopedic surgeon? 32
- 16.30 - 17.00 | Coffee Break 32
- 17.00 - 18:30 | Update in Adult & Pediatric Orthopedics 33
- 18.30 - 19.30 | General Assembly 33

● HALL 2

- 08.00 - 10.00 | Tips and tricks in difficult fractures - AO Trauma 34
- 10.00 - 10.30 | Coffee Break 34
- 10.30 - 11.30 | ESKKA ORBIT consensus on ortobiologic in knee OA 34
- 11.30 - 12.30 | Orthobiologics in sports medicine and knee OA 34
- 13.00 - 14.00 | Lunch Symposia 34
- 14.30 - 16.30 | EKA - Challenges and solutions in primary TKA 35
- 16.30 - 17.00 | Coffee Break 35
- 17.00 - 18.30 | Free papers - Varia 35

SCIENTIFIC PROGRAM OF THE SOROT CONFERENCE 2022

● CONTENTS | DAY 2 | NOVEMBER 5TH, 2022

● HALL 3

● 08.00 – 10.00 SRATS Symposium	36
● 10.00 – 10.30 Coffee Break	36
● 10.30 – 11.30 Arthroscopy of the knee in pediatric patients	36
● 11.30 – 13.00 Shoulder Pathology I	37
● 13.00 – 14.00 Lunch Symposia	37
● 14.30 – 15.30 Shoulder Pathology II – Proximal Humerus Fractures	37
● 15.30 – 16.30 Shoulder Pathology III – Glenohumeral Instability	38
● 16.30 – 17.00 Coffee Break	38
● 17.00 – 18.00 Shoulder Pathology IV – Cuff Repair	38
● 18.00 – 18.30 Free papers – Upper Extremity	38

● HALL 4

● 08.00 – 10.00 Free papers – Hip	39
● 10.00 – 10.30 Coffee Break	39
● 10.30 – 11.30 MOT Session	39
● 11.30 – 13.00 Distal Femoral Fractures – Repair or Replace	40
● 13.00 – 14.00 Lunch Symposia	40
● 14.30 – 15.00 Megaendoprosthesis in Revision Arthroplasty and Orthopaedic Oncology	40
● 15.00 – 16.30 Free papers – Residents I	40
● 16.30 – 17.00 Coffee Break	41
● 17.00 – 18.30 Free papers – Residents II	41

SCIENTIFIC PROGRAM OF THE SOROT CONFERENCE

DAY 0 ● ● ● ● ● HALL 2

● **07.00 – 08.00** **Registration & Check-in**

● **12.00 – 16.00** **Medical Nurse Course**

12.00 – 12.30 | Session Opening | [Marius Filip](#)

12.30 – 16.00 | Preoperative preparation in Orthopedics & Traumatology patients – techniques and procedures; Asepsis and Antisepsis in the Operating Room | [Asist. Med. Licentiat Liliana Constantin](#)

● **16.00 – 16.30** **Coffee Break**

● **16.30 – 17.30** **Medical Nurse Course**

16.30 – 17.30 | Cleaning and Desinfection Procedure in the Operating Room | [ECOLAB](#)

SCIENTIFIC PROGRAM OF THE SOROT CONFERENCE

DAY 0 ● ● ● ● ● HALL 3

● **08.00 – 10.00** **FORTE Course – Basic Science Section**
Chairmen: Marko Ostojić, Vasileios Igoumenou

08.00 – 08.20 | Fracture Healing and Principles of Fixation |

Marko Ostojić

08.20 – 08.30 | Muscle, Tendon, Ligament and Nerve Healing and Repair |

Tarik Bujaković

08.30 – 08.40 | Metabolic Bone Disease & Inflammatory Arthropathies |

Tarik Bujaković

08.40 – 09.00 | Orthopaedic Infections: Bacteria, Antibiotics & Infection Control |

Vasileios Igoumenou

09.00 – 09.10 | Orthopaedic Implants, Biomechanics & Biomaterials |

Stefan Schwienbacher

09.10 – 09.20 | Tribology, Wear and Corrosion | Stefan Schwienbacher

09.20 – 09.30 | Investigations in Orthopaedics | Tarik Bujaković

09.30 – 09.40 | Interpreting Evidence & Implementing Change |

Marko Ostojić

● 09.40 – 10.00 | Orthobiologics (PRP and Stem Cells) | Marko Ostojić

● **10.00 – 10.30** **Coffee Break**

● **10.30 – 12.10** **FORTE Course – Spine Section**
Chairmen: Marko Ostojić, Panagiotis Diaremes

10.30 – 10.40 | History, basic concepts and principles of spinal surgery |

Stipe Ćorluka

10.40 – 10.55 | Spinal Trauma – Anatomical Regions Differences

and Spinal Cord Injury | Stipe Ćorluka

10.55 – 11.05 | Cervical Myelopathy – Radiculopathy | Panagiotis Diaremes

11.05 – 11.15 | Spondylodiscitis | Panagiotis Diaremes

11.15 – 11.30 | The Rigid Spine: AS and DISH | Vasileios Igoumenou

11.30 – 11.45 | Adolescent Idiopathic Scoliosis | Panagiotis Diaremes

11.45 – 12.00 | Adult Spinal Deformity | Panagiotis Diaremes

12.00 – 12.15 | Spondylolisthesis | Vasileios Igoumenou

12.15 – 12.30 | Degenerative Disc Disease, Lumbar Spinal Stenosis

and Disc Herniation | Stefan Schwienbacher

● 12.30 – 12.40 | Hip–Spine Relationship | Stipe Ćorluka

● **13.00 – 14.00** **Lunch Symposia**

SCIENTIFIC PROGRAM OF THE SOROT CONFERENCE

DAY 0 ● ● ● ● ● HALL 4

● **08.00 – 10.00** **EBOT Examiners Course I**
Chairmen: Prof. Jorge Mineiro, Prof. Paulo Felicissimo

08.00 – 08.10 | Welcome and overview |

Prof. Jorge Mineiro, Prof. Paulo Felicissimo

08.10 – 09.00 | Introduction to the EBOT Examination and history.

Purpose of the EBOT examination

Eligibility

How the exam has developed and cooperation with the National Societies

Part 1 – Value of MCQs

Part 2 – Structure and mechanics of the oral exam |

Prof. Jorge Mineiro, Prof. Paulo Felicissimo

09.00 – 09.30 | What are we assessing in the Oral Exam? |

Prof. Jorge Mineiro, Prof. Paulo Felicissimo

09.30 – 10.00 | How to phrase questions?

Factual recall v Higher Order Thinking |

● Prof. Jorge Mineiro, Prof. Paulo Felicissimo

● **10.00 – 10.30** **Coffee Break**

● **10.30 – 13.00** **EBOT Examiners Course II**
Chairmen: Prof. Jorge Mineiro, Prof. Paulo Felicissimo

10.30 – 11.50 | Developing questions, using clinical scenarios

Participants develop questions and answers using own material

Work in small groups or pairs to validate questions and then short discussion/presentation | Prof. Jorge Mineiro, Prof. Paulo Felicissimo

11.50 – 12.30 | Criteria for marking – pass or fail decisions

Adjudication and Marking Descriptors |

Prof. Jorge Mineiro, Prof. Paulo Felicissimo

12.30 – 13.00 | Questions, summary and closing remarks |

● Prof. Jorge Mineiro, Prof. Paulo Felicissimo

● **13.00 – 14.00** **Lunch Symposia**

SCIENTIFIC PROGRAM OF THE SOROT CONFERENCE

DAY 1 ● ● ● ● ● HALL 1

● **07.00 – 08.00** **Registration & Check-in**

● **08.00 – 08.30** **Opening Ceremony**
Chairman: Prof. Ioan Cristian Stoica

08.00 – 08.05 | Opening Speech by Romanian Health Ministry |

Prof. Alexandru Rafila

08.05 – 08.10 | Opening Speech by UMF „Carol Davila” – Rector |

Prof. Viorel Jinga

08.10 – 08.15 | Opening Speech by Universitatea Transilvania – Rector |

Prof. Marius Alexandru Moga

08.15 – 08.20 | Opening Speech by National Association of Patients Protection – President |

Vasile Barbu

08.20 – 08.30 | Opening Speech by SOROT – President |

Prof. Ioan Cristian Stoica

● **08.30 – 10.00** **SPINE Sesion I**
Chairmen: Prof. Jorge Mineiro, Prof. Stefan Florian

08.30 – 08.39 | Spinal trauma in adults, the Grenoble experience |

Prof. Jérôme Tonetti

08.39 – 08.48 | Pediatric spondylolisthesis high grade | **Prof. Jorge Mineiro**

08.48 – 08.57 | Motion Preservation in Degenerative Spine Condition –

State of the Art | **Prof. Rudolf Bertagnoli**

08.57 – 09.06 | The role of lumbar disc prosthesis in treatment of degenerative disc pathology (Results after 20 years of experience) | **Ciprian Vajeu**

09.06 – 09.15 | Discussion | **All Faculty**

09.15 – 09.24 | White Cord Syndrome – a rare but potentially catastrophic complication of spine surgery | **Toma Papaocea**

09.24 – 09.33 | Proximal junctional failure in adult spinal deformity surgery: incidence, risk factors and management | **George Viscopoleanu**

09.33 – 09.42 | Failed Back Surgery – Medicolegal Aspects |

Prof. Stefan Florian

09.42 – 09.51 | CSF Fistula in Spine Surgery – How to deal with |

Dan Negoescu

09.51 – 10.00 | Discussion | **All Faculty**

SCIENTIFIC PROGRAM OF THE SOROT CONFERENCE

DAY 1 ● ● ● ● ● HALL 1

● **10.00 – 10.30** **Coffee Break**

● **10.30 – 11.00** **Highlight Lecture: Surgical education, new tendencies by Prof. Pierre Hoffmeyer**

Chairman: Prof. Ioan Cristian Stoica

10.30 – 11.30 | Highlight Lecture – Surgical education, new tendencies | Prof. Pierre Hoffmeyer

● **11.00 – 13.00** **SPINE Sesion II**

Chairmen: Prof. Rudolf Bertagnoli, Prof. Ioannis Magras

11.00 – 11.10 | Metastatic tumors of the Spine | Prof. Ioannis Magras
11.10 – 11.20 | Evaluation and Decision Making for Metastatic Spinal Tumor | Dan Negoescu
11.20 – 11.30 | Pedicle Subtraction Osteotomy (PSO): Indications, Technique and Pitfalls | Axel Hempfing
11.30 – 11.40 | Back Pain and Total Hip Replacement | Alexandru Draghici
11.40 – 11.50 | Spinal Cord stimulation: medular neurostimulation for the management of neuropathic pain | Alin Blaga
11.50 – 12.05 | Discussion | All Faculty
12.05 – 12.15 | Spinal trauma in children, how do we manage? | Clément Jeandel
12.15 – 12.25 | Thoraco-lumbar spine fractures: management evolution with MIS technology | Cezar Popescu
12.25 – 12.35 | Indication and Surgical Treatment of Osteoporotic Spine Fractures | Prof. Wilhelm Friedl
12.35 – 12.45 | Management of postoperative CSF leak in thoracolumbar spine surgery | Toma Papacocea
12.45 – 13.00 | Discussion | All Faculty

● **13.00 – 14.00** **Lunch Symposia**

● **14.00 – 14.30** **Keynote Lecture: Anticoagulation & antiplatelet therapy in preoperative and postoperative orthopedic surgery**

Chairman: Prof. Ioan Cristian Stoica

14.00 – 14.30 | Anticoagulation & antiplatelet therapy in preoperative and postoperative orthopedic surgery | Prof. Serban Bubenek

SCIENTIFIC PROGRAM OF THE SOROT CONFERENCE

DAY 1 ● ● ● ● ● HALL 1

- **14.30 – 16.00** **SPINE Sesion III**
Chairmen: Prof. Jorge Mineiro, Ahmad Eid, Prof. Alexandru Ulici
 - 14.30 – 14.39 | Avoiding fusion for adolescent idiopathic scoliosis: An optimistic view of fusion alternatives | **Clément Jeandel**
 - 14.39 – 14.48 | Indications for halo-gravity traction among children | **Prof. Alexandru Ulici**
 - 14.48 – 14.57 | Thoracic deformities – treatment | **Ahmad Eid**
 - 14.57 – 15.06 | Intramedullary Tumours – One Century Later | **Prof. Stefan Florian**
 - 15.06 – 15.15 | Discussion | **All Faculty**
 - 15.15 – 15.24 | Metastatic spinal disease – mini open approach (up to date overview of metastatic spinal disease, treatment modalities and role of MIS in metastatic spinal disease) | **Stipe Ćorluka**
 - 15.24 – 15.33 | Paralytic Spinal Deformity: Charcot Spine | **Axel Hempfing**
 - 15.33 – 15.42 | Idiopathic scoliosis in children and adolescents | **Prof. Alexandru Ulici**
 - 15.42 – 15.51 | Posterior Release Technique for improvement the coronal and sagittal profile in Adolescent Idiopathic Scoliosis | **Axel Hempfing**
 - 15.51 – 16.00 | Discussion | **All Faculty**

- **16.00 – 16.30** **Coffee Break**

- **16.30 – 17.00** **Keynote Lecture: Pelvic trauma in adults & children**
Chairman: Prof. Ioan Cristian Stoica
 - 16.30 – 17.00 | Pelvic trauma in adults & children | **Prof. Jérôme Tonetti**

- **17.00 – 19.00** **SPINE Sesion IV**
Chairmen: Axel Hempfing, Prof. Ioannis Magras
 - 17.00 – 17.09 | Challenges and controversies in the treatment of spinal tuberculosis | **Georgiana Nedelea**
 - 17.09 – 17.18 | Peri implant infection of the Spine | **Prof. Ioannis Magras**
 - 17.18 – 17.27 | Minimal invasive approaches for spinal tumors | **Alin Blaga**
 - 17.27 – 17.36 | Adult – failed back | **Prof. Jorge Mineiro**
 - 17.36 – 17.45 | Cervical Myelopathy – Surgery Neurological Complications | **Dan Negoescu**

SCIENTIFIC PROGRAM OF THE SOROT CONFERENCE

DAY 1 ● ● ● ● ● HALL 1

- 17.45 - 17.55 | Discussion | **All Faculty**
- 17.55 - 18.04 | Surgical site infection reduction strategies in spine surgery | **Cezar Popescu**
- 18.04 - 18.13 | Degenerative lumbar disk disease, do we decompress or do we fuse? | **Alexandru Draghici**
- 18.13 - 18.22 | 360° Lumbar Fusion without Pedicular Screws | **Ciprian Vajeu**
- 18.22 - 18.31 | The use of 3-D navigation technologies in thoracolumbar spine trauma | **Bogdan Costachescu**
- 18.31 - 18.40 | 360 Degree Decompression and Stabilization of Spinal Tumours | **Tiberiu Maior**
- 18.40 - 18.49 | Transcutaneous sacro-iliaque fusion – Alternative for Medical Treatment (results after first 100 operations) | **Ciprian Vajeu**
- 18.49 - 19.00 | Discussion | **All Faculty**

- **19.00 - 19.30** **Free papers - Spine**
 Chairmen: Alexandru Draghici, George Viscopoleanu
- 19.00 - 19.10 | Comparison between classic discectomy and tubular microdiscectomy in surgical management of lumbar disc herniation | **Sebastian Sedan**
- 19.10 - 19.20 | Endoscopic percutaneous transforaminal discectomy related to lumbar disc herniation | **Ion Stupac**
- 19.20 - 19.30 | Scoliosis Surgery in Children with Spinal Muscular Atrophy - a Case Series Report | **Costel Vlad**
-

SCIENTIFIC PROGRAM OF THE SOROT CONFERENCE

DAY 1 ● ● ● ● ● HALL 2

● **08.30 – 10.00** **Update on Primary Hip Replacement**
Chairmen: Prof. Ioan Cristian Stoica, Prof. Radu Radulescu

08.30 – 08.40 | Primary hip replacement in Romania.

The evolution of the past 20 years | **Prof. Cristian Ioan Stoica**

08.40 – 08.50 | THA – Anterior Intermuscular Approach. Who are the most appropriate patients? | **Prof. Jenel Patrascu**

08.50 – 09.00 | Head size and tribology; do these really matter? | **Vlad Georgeanu**

09.00 – 09.10 | Dual mobility cups as an option for THA in patients with high risk of dislocation | **Assoc. Prof. Razvan Ene**

09.10 – 09.20 | Primary hip arthroplasty in patients on renal dialysis | **Prof. Dan Cristian Grecu**

09.20 – 09.30 | Robotics in primary total hip arthroplasty | **Vlad Predescu**

09.30 – 09.40 | Fast-track surgery in primary hip replacement | **Prof. Radu Prejbeanu**

09.40 – 09.50 | Timing of check-up visits after THR. An up-to-date review | **Prof. Radu Radulescu**

● 09.50 – 10.00 | Discussion | **All Faculty**

● **10.00 – 14.30** **Coffee Break**

● **11.00 – 13.00** **ROMSOS Tumors Session**
Chairpersons: Prof. Catalin Florin Cirstoiu, Polixenia Iorga, Adrian Cursaru

11.00 – 11.20 | The role of immunohistochemistry in the diagnosis and therapeutic management of liposarcoma | **Adrian Dumitru**

11.20 – 11.40 | Clinical and imaging diagnosis in liposarcoma and recurrent liposarcoma | **Prof. Catalin Florin Cirstoiu**

11.40 – 12.00 | Indications and limits of surgical treatment in liposarcoma | **Prof. Catalin Florin Cirstoiu**

12.00 – 12.20 | Adjuvant and neoadjuvant treatment in liposarcoma and recurrent liposarcoma | **Polixenia Iorga**

12.20 – 12.30 | Case presentations 1 | **Adrian Cursaru**

12.30 – 12.40 | Case presentations 2 | **Bogdan Cretu**

12.40 – 12.50 | Case presentations 3 | **Bogdan Serban**

● 12.50 – 13.00 | Discussion | **All Faculty**

SCIENTIFIC PROGRAM OF THE SOROT CONFERENCE

DAY 1 ● ● ● ● ● HALL 2

● **13.00 – 14.30** **Lunch Symposia**

● **14.30 – 16.00** **Foot & Ankle I – Trauma**

Chairmen: Prof. Paulo Felicissimo, Stefan Rammelt

14.30 – 14.50 | Ankle Fractures | Prof. Paulo Felicissimo

14.50 – 15.10 | Pilon fractures | Stefan Rammelt

15.10 – 15.30 | Talus fractures | Aleksas Makulavicius

15.30 – 15.50 | Calcaneus fractures | Prof. Paulo Felicissimo

● 15.50 – 16.00 | Discussion | All Faculty

● **16.00 – 16.30** **Coffee Break**

● **16.30 – 18.00** **Foot & Ankle II – Orthopedics**

Chairmen: Prof. Paulo Felicissimo, Aleksas Makulavicius

16.30 – 16.50 | Ankle instabilities | Stefan Rammelt

16.50 – 17.10 | Talus Osteochondral lesions | Aleksas Makulavicius

17.10 – 17.30 | Osteotomies around the ankle | Stefan Rammelt

17.30 – 17.50 | Ankle arthroplasty | Prof. Paulo Felicissimo

● 17.50 – 18.00 | Discussion | All Faculty

● **18.00 – 19.30** **Free papers – Foot & Ankle**

Chairmen: Assoc. Prof. Florin Ramadani, Dan Radu Necula

18.00 – 18.10 | Chronic ankle deformity reconstruction for diabetic Charcot foot sequelae | Iozefina Botezatu

18.10 – 18.20 | One year clinical and radiological outcomes of Hallux Valgus surgery in mild to severe cases using scarf osteotomy | Tonalt Calina

18.20 – 18.30 | Our surgical attitude in foot and ankle deformities caused by Charcot-Marie-Tooth disease | Iozefina Botezatu

18.30 – 18.40 | „Stable“ Percutaneous Achilles Tendon repair – preliminary report | Prof. Dr. Iosif Samota

18.40 – 18.50 | Don't ignore the posterior malleolar fracture | Raul Colta

18.50 – 19.00 | Mid-term results of 110 cases of intra-articular calcaneal fractures treated with C-Nail | Assoc. Prof. Dr. Bogdan Veliceasa

● 19.00 – 19.30 | Discussion | All Faculty

SCIENTIFIC PROGRAM OF THE SOROT CONFERENCE

DAY 1 ● ● ● ● ● HALL 3

● **14.30 – 16.00** **Patient-Centered Rehabilitation:
Arthrogyposis – knee & hip arthroplasty**
Chairpersons: Véronique Bourg, Remi Gimat

14.30 – 15.00 | Multidisciplinary and patient-centered management in Arthrogyposis multiplex congenita: a winner association! |

Véronique Bourg

15.00 – 15.30 | Role and place of rehabilitation after knee and hip arthroplasty |

Remi Gimat

● 15.30 – 16.00 | Discussion | All Faculty

● **16.00 – 16.30** **Coffee Break**

● **16.30 – 17.15** **Rehabilitation Symposium I**
Chairpersons: Prof. Sarah Adriana Nica, Gavril Gheorghievici

16.30 – 16.39 | Musculo-Skeletal Orthopedic Rehabilitation with Background of Neurologic Disease | Prof. Sarah Adriana Nica

16.39 – 16.48 | Thalasotherapy, Balneotherapy and Orthopedic and Spine Rehabilitation | Anatoli Covaleov

16.48 – 16.57 | Challenges and Limits of Knee Pain Rehabilitation |

Brindusa Ilinca Mitoiu

16.57 – 17.06 | Rehabilitation Particularities of Interdisciplinary Orthopaedics – Oncology Context | Gavril Gheorghievici

17.06 – 17.15 | Orthopedic Pathological Context from Interdisciplinary Medical and Economico-Financial Analysis | Prof. Sarah Adriana Nica

● **17.15 – 18.00** **Rehabilitation Symposium II**
Chairpersons: Prof. Roxana Miclaus, Brindusa Ilinca Mitoiu

17.15 – 17.24 | Physical Therapy Solutions for Post-Traumatic and Degenerative Knee Pathology | Brindusa Ilinca Mitoiu

17.24 – 17.33 | Update on Rehabilitation Protocols of Posttraumatic Shoulder | Gavril Gheorghievici

● 17.33 – 17.42 | CRPS after Trimaleolar Fracture | Dima Augustin

SCIENTIFIC PROGRAM OF THE SOROT CONFERENCE

DAY 1 ● ● ● ● ● HALL 3

- 17.42 - 17.51 | Present and Future of Physiokinetotherapy of Musculo-Skeletal Orthopedic Rehabilitation | [Prof. Sarah Adriana Nica](#)
- 17.51 - 18.00 | Therapeutic benefits of hydro-kineto-therapy in orthopaedic pathology | [Consuelo Brailescu](#)
- **18.00 - 19.30** **Free papers - Pediatrics**
 Chairmen: Prof. Dan Cosma, Georgiana Nedelea
 - 18.00 - 18.10 | Controlling the progression of curvature in children and adolescent idiopathic scoliosis following the administration of Melatonin, Calcium, and Vitamin D | [Alexandru Herdea](#)
 - 18.10 - 18.20 | Flexible flatfoot patients today, sports invalids tomorrow? | [Alexandru Herdea](#)
 - 18.20 - 18.30 | Obstetric fractures in cesarean delivery and risk factors as evaluated by pediatric orthopedic surgeons | [Prof. Alexandru Ulici](#)
 - 18.30 - 18.40 | The use and complications of halo gravity traction in children with scoliosis | [Oana Mihaela Haram](#)
 - 18.40 - 18.50 | Recurrent Patellar Dislocation: MPFL reconstruction vs. lateral release and medial imbrication | [Alexandru Herdea](#)
 - 18.50 - 19.00 | Correlation between the Dominant Hand and the Occurrence of the Supracondylar Humerus Fracture | [Alexandru Herdea](#)
 - 19.00 - 19.10 | Quality of Life Evaluation Using SRS-30 Score for Operated Children and Adolescent Idiopathic Scoliosis | [Prof. Alexandru Ulici](#)
 - 19.10 - 19.20 | Traumatic Hip Dislocation Associated with Proximal Femoral Physeal Fractures in Children: A Systematic Review | [Oana Mihaela Haram](#)
 - 19.20 - 19.30 | Discussion | [All Faculty](#)

SCIENTIFIC PROGRAM OF THE SOROT CONFERENCE

DAY 1 ● ● ● ● HALL 4

● **08.30 – 10.00** **Nurse Symposium**
Chairpersons: Andrei Nica, As. Med. Liliana Constantin,
As. Med. Carmen Detesan

08.30 – 08.40 | The role and position of the perioperative nurse in surgical team | [Carmen Detesan](#)

08.40 – 08.50 | Orthopedic perioperative nurse, becoming reality | [Neli Manolache](#)

08.50 – 09.00 | European Curriculum for perioperative nurse education | [Liliana Constantin](#)

09.00 – 09.10 | Pre- and Post-operative management of the patient in Orthopedic Clinic SCJU Craiova | [Minodora Peta](#)

09.10 – 09.20 | Management of the polytraumatized patient in the emergency clinic of SCJU Galati | [Nicoleta Beraru](#)

09.20 – 09.30 | The role of the perioperative nurse in the preparation of surgical instruments for arthroplasty interventions | [Niculina Badea](#)

09.30 – 09.40 | Nursing responsibilities in tissue bank activity | [Roxana Malaescu](#)

09.40 – 09.50 | Involvement of the perioperative nurse in robotically assisted endoprosthesis surgery | [Andreea Mihai](#)

09.50 – 10.00 | Discussion | [All Faculty](#)

● **10.00 – 10.30** **Coffee Break**

● **10.30 – 13.00** **Nurse Symposium**
Chairpersons: Gheorghe Rosu, As. Med. Dana Mihai,
As. Med. Adriana Vladu

10.30 – 10.40 | Cleaning and disinfection of surgical instruments in orthopedics in Foisor Clinical Hospital of Orthopedics–Traumatology and osteoarticular tuberculosis in Bucharest | [Cristina Dinu](#)

10.40 – 10.50 | Decontamination and sterilization of surgical instruments and their traceability at SCJU Craiova | [Geanina Visan](#)

10.50 – 11.00 | The policy and strategy for the organization of infection control in the hospital. New methods of sterilization and decontamination |

[Daniela Soroceanu](#)

SCIENTIFIC PROGRAM OF THE SOROT CONFERENCE

DAY 1 ● ● ● ● ● HALL 4

- 11.00 – 11.10 | The safety and satisfaction of the medical staff during the COVID-19 Pandemic | [Olga Pinteac](#)
- 11.10 – 11.20 | Responsibilities of nurse in caring for COVID-19 patients | [Anastasia Grisca](#)
- 11.20 – 11.30 | Identification of patients colonised with MDR bacteria prior to surgery requiring total arthroplasty to reduce post-operative HAI | [Adriana Vladu](#)
- 11.30 – 11.40 | Immersion of the tendon graft in vancomycin to prevent postoperative septic arthritis after ACL reconstruction | [Carmen Detesan](#)
- 11.40 – 11.50 | Motivational management in the optimization of the medical care | [Irina Sarbu](#), [Cristina Florina Galatianu](#)
- 11.50 – 12.00 | A day in the life of the perioperative nurse, humanity vs responsibility | [Claudia Stirbu](#), [Ioana Scantei](#)
- 12.00 – 12.10 | The role of the nurse in the care of patients with total knee arthroplasty | [Anca Iamandi](#), [Mihai Constantin](#)
- 12.10 – 12.20 | Risk management in the operating room | [Dana Mihai](#)
- 12.20 – 12.40 | Nursing plan in the Operating Room – a new challenge in the activity of the perioperative nurse | [Liliana Constantin](#)
- 12.40 – 13.00 | Discussion | [All Faculty](#)
- **13.00 – 14.00 Lunch Symposia**
- **14.30 – 16.00 Radiology and medical imaging Symposium I –
Round Table – WHAT and HOW: intraarticular joint injections
between marketing and medical evidence – Shoulder Imaging
Chairpersons: [Sorin Ghiea](#), [Nicoleta Florescu](#)**
- 14.30 – 14.50 | ROUND TABLE: WHAT can we inject? Marketing vs medial evidences – rehabilitation doctor point of view | [Codruta Cioponea](#)
- 14.50 – 15.10 | HOW can we inject? Update on imaging guided techniques of intraarticular injection, radiologist point of view | [Sorin Ghiea](#)
- 15.10 – 15.30 | Discussion | [All Faculty](#)
- 15.30 – 15.45 | Pitfalls in msk imaging | [Andru Lamasz](#)
- 15.45 – 16.00 | Intraosseous migration of rotator cuff tendon calcifications | [Nicoleta Florescu](#)
-

SCIENTIFIC PROGRAM OF THE SOROT CONFERENCE

DAY 1 ● ● ● ● HALL 4

● 16.30 – 18.00 **Radiology and medical imaging Symposium II – Shoulder Imaging – Knee imaging**

Chairpersons: Emi Marinela Preda, Sorin Ghiea

16.30 – 16.45 | Five complicated shoulder cases | [Nicoleta Florescu](#)

16.45 – 16.57 | Elastofibroma dorsi – how often do we encounter this pathology? | [Sorin Ghiea](#)

16.57 – 17.12 | Knee imaging – what useful information can radiologists provide to the orthopedists (if asked) | [Emi Marinela Preda](#)

17.12 – 17.24 | Pitfalls in msk imaging – knee | [Andru Lamasz](#)

17.24 – 17.44 | Subchondral insufficiency fracture, spontaneous osteonecrosis of the knee and avascular necrosis – how can we differentiate on imaging? | [Sorin Ghiea](#)

17.44 – 17.56 | Five complicated knee cases | [Ana-Maria Costin](#)

17.56 – 18.00 | Discussion | [All Faculty](#)

● 18.00 – 19.30 **Free papers – Knee**

Chairmen: Prof. Fabian Tatu, Vlad Predescu, Prof. Paul Sirbu

18.00 – 18.10 | Case report: The use of a megaprosthesis as salvage surgery after persistent supracondylar distal femoral periprosthetic nonunion | [Vlad Catana](#)

18.10 – 18.20 | Comparison between functional results after single-stage high tibial osteotomy and anterior cruciate ligament reconstruction versus isolated anterior cruciate ligament reconstruction | [Radu Alexandru Orfanu](#)

18.20 – 18.30 | Early outcomes After Medial Unicompartmental Knee Arthroplasty | [Cezar Ahmad](#)

18.30 – 18.40 | Functional and Clinical results after Total Knee Arthroplasty and rehabilitation | [Lorand Vitalis](#)

18.40 – 18.50 | Patellar management in total knee arthroplasty – a scoping view | [Lorand Hegyessy](#)

18.50 – 19.00 | Phenotypes in knee and hip osteoarthritis – current stage and implications for the development of new therapeutic strategies | [Pojala Ciprian](#)

19.00 – 19.10 | The use of tranexamic acid in anterior cruciate ligament reconstruction decreases postoperative bleeding and pain levels | [Mihail Mioc](#)

19.10 – 19.20 | Transarterial periarticular embolization for knee osteoarthritis: early experience | [Octav Russu](#)

19.20 – 19.30 | Unicompartmental knee arthroplasty – our experience during pandemic years | [Dan Laptoiu](#)

SCIENTIFIC PROGRAM OF THE SOROT CONFERENCE

DAY 2 ● ● ● HALL 1

● **07.00 – 08.00** **Registration & Check-in**

● **08.00 – 10.00** **INFECTIONS I: Update on diagnostic and clinical management of PJI: A joint SOROT – EBJIS – ESGIAI Session**
Chairmen: Efthymia Giannitsioti, Prof. Ricardo Sousa

08.00 – 08.15 | Biofilm – what we know until now! | [Rares Burlutiu](#)

08.15 – 08.30 | Current diagnosis guidelines (EBJIS) | [Prof. Ricardo Sousa](#)

08.30 – 08.45 | Etiology and Epidemiology of Prosthetic Joint Infection |
[Assoc. Prof. Simin-Aysel Florescu](#)

08.45 – 09.00 | New biomarkers | [Prof. Ricardo Sousa](#)

09.00 – 09.15 | Molecular diagnosis of PJIs | [Liliana Preotescu](#)

09.15 – 09.30 | Modern nuclear imaging techniques in PJIs |
[Assoc. Prof. Olivier Gheysens](#)

09.30 – 09.45 | Surgical treatment strategies (one versus two-stage) |
[Assoc. Prof. Rihard Trebše](#)

09.45 – 10.00 | Discussion | [All Faculty](#)

● **10.00 – 10.30** **Coffee Break**

● **10.30 – 13.00** **INFECTIONS II: Update on diagnostic and clinical management of PJI: A joint SOROT – EBJIS – ESGIAI Session**
Chairmen: Efthymia Giannitsioti, Assoc. Prof. Alex Soriano

10.30 – 10.50 | Antibiotic principles in the management of PJIs. Prosthetic Joint Infections treatment – 6 or 12 weeks?

On behalf of the ESGIAI – ESCMID Study Group on Implant Associated Infections | [Efthymia Giannitsioti](#)

10.50 – 11.10 | Rifampim and PJIs | [Assoc. Prof. Alex Soriano](#)

11.10 – 11.30 | Culture-negative and Fungal PJI | [Prof. Mihaela Sorina Lupse](#)

11.30 – 11.50 | Antibiotic suppressive treatment | [Assoc. Prof. Alex Soriano](#)

11.50 – 12.10 | Prevention of PJI – pre-, intra- and post-operative | [Tobias Kramer](#)

12.10 – 12.30 | Case discussion I: Prosthetic joint infection |

[Assoc. Prof. Rihard Trebše](#)

12.30 – 13.00 | Discussion | [All Faculty](#)

● **13.00 – 14.00** **Lunch Symposia**

SCIENTIFIC PROGRAM OF THE SOROT CONFERENCE

DAY 2 ● ● ● HALL 1

● **14.00 – 14.30** **Keynote lecture – President SIOT – Ilizarov 100 years**
Chairman: Prof. Ioan Cristian Stoica

14.00 – 14.30 | On the Ilizarov Road: Trials, Tribulations and Happiness |
Prof. Paolo Tranquilli Leali

● **14.30 – 15.30** **INFECTIONS III – Miscellaneous in bone and joint infections**
Chairpersons: Prof. Mihaela Sorina Lupse,
Assoc. Prof. Simin-Aysel Florescu

14.30 – 14.42 | Current issues In brucellar osteoarticular infections in endemic and non-endemic countries | [Efthymia Giannitsioti](#)

14.42 – 14.54 | Nosocomial spondylodiscitis with *Aspergillus fumigatus*. A case presentation | [Prof. Mihaela Sorina Lupse](#)

14.54 – 15.06 | Spondylodiscitis after treatment with pegylated interferon and ribavirin. A case report | [Alin Feiereisz](#)

15.06 – 15.18 | The Role of MRI and PET in spondilodiscitis |
[Assoc. Prof. Olivier Gheysens](#)

15.18 – 15.30 | Discussion | [All Faculty](#)

● **15.30 – 16.30** **The microbiologist & infectious disease doctor – enemies or friends of the orthopedic surgeon?**
Chairpersons: Assoc. Prof. Rainer Gatringer, Liliana Preotescu

15.30 – 15.45 | Management of prosthetic joint-/bone-infections in an Austrian specialized hospital – what role does the clinical microbiologist play? |
[Assoc. Prof. Rainer Gatringer](#)

15.45 – 15.55 | The journey of an orthopedic patient | [Dr. Liliana Preotescu](#)

15.55 – 16.30 | Debate / Discussions | [All faculty](#)

● **16.30 – 17.00** **Coffee Break**

SCIENTIFIC PROGRAM OF THE SOROT CONFERENCE

DAY 2 ● ● ● HALL 1

● **17.00 – 18.30** **Update in Adult & Pediatric Orthopedics**
Chairmen: Prof. Jérôme Tonetti, Ahmad Eid,
Prof. Alexandru Ulici

- 17.00 – 17.20 | Limb Lengthening in Pediatric Patients | [Ahmad Eid](#)
- 17.20 – 17.40 | Amputation and prosthetics in pediatric patients | [Ahmad Eid](#)
- 17.40 – 18.00 | Morbus Charcot, diagnosis, treatment algorithm, my treatment concept | [Prof. Florin Ramadani](#)
- 18.00 – 18.10 | Current management of slipped capital femoral epiphysis | [Prof. Alexandru Ulici](#)
- 18.10 – 18.20 | Current management of clubfoot (congenital talipes equinovarus) | [Prof. Dan Cosma](#)
- 18.20 – 18.30 | Current management of Legg-Calve-Perthes disease | [Prof. Alexandru Ulici](#)

● **18.30 – 19.30** **General Asembly**

SCIENTIFIC PROGRAM OF THE SOROT CONFERENCE

DAY 2 ● ● HALL 2

● **08.00 – 10.00** **Tips and tricks in difficult fractures – AO Trauma**
Chairmen: Andrei Ursache, Assoc. Prof. Mihai Roman

08.00 – 08.20 | Intramedullary nail fixation in distal tibia fractures |

Andrei Ursache

08.20 – 08.40 | Bleeding control in pelvic lesions: what, when and how to do |

Mircea Radu Popescu

08.40 – 09.00 | Posterior approaches for selected proximal Tibial fractures |

Gabriel Dinu

09.00 – 09.20 | Pilon fractures: Tips and tricks in primary and definitive management of complex crashes | **Prof. Klaus Dieter Schaser**

09.20 – 09.40 | Fracture-dislocations of the Foot: primary and definitive treatment | **Dan Putineanu**

09.40 – 10.00 | Complex elbow fractures | **Assoc. Prof. Radu Fleaca**

● **10.00 – 10.30** **Coffee Break**

● **10.30 – 11.30** **ESKKA ORBIT consensus on ortobiologic in knee OA**
Chairmen: Lior Laver, Laura de Girolamo

10.30 – 10.50 | Consensus ORBIT – ESSKA | **Lior Laver**

10.50 – 11.10 | Consensus ORBIT – ESSKA | **Laura de Girolamo**

11.10 – 11.30 | Discussion | **All Faculty**

● **11.30 – 12.30** **Orthobiologics in sports medicine and knee OA**
Chairpersons: Assoc. Prof. Rodica Marinescu, Stefan Mogos, Doru Filipescu

11.30 – 11.42 | Orthobiologics in meniscal injuries | **Assoc. Prof. Rodica Marinescu**

11.42 – 11.54 | Orthobiologics in ligament injuries | **Stefan Mogos**

11.54 – 12.06 | Orthobiologics in tendon injuries | **Dan Laptoiu**

12.06 – 12.18 | Orthobiologics in cartilage injury | **Assoc. Prof. Horea Benea**

12.18 – 12.30 | Discussion | **All Faculty**

● **13.00 – 14.00** **Lunch Symposia**

SCIENTIFIC PROGRAM OF THE SOROT CONFERENCE

DAY 2 ● ● HALL 2

● **14.30 – 16.30** **EKA – Challenges and solutions in primary TKA**
Chairmen: Paweł Skowronek, Octav Russu, Prof. Jenel Patrascu

- 14.30 – 14.42 | Cemented vs Porous stems in revision TKA | **Octav Russu**
- 14.42 – 14.54 | Management of intra-operative MCL injury | **Daniel Guenther**
- 14.54 – 15.06 | Tips & tricks for correcting severely varus knees | **Paweł Skowronek**
- 15.06 – 15.18 | The unstable primary knee: diagnosis & treatment |
Paweł Skowronek
- 15.18 – 15.30 | Extensor mechanism disruptions after TKA | **Reha Tandogan**
- 15.30 – 15.42 | Infection prevention in TKA: recommendations from EKA |
Daniel Pérez Prieto
- 15.42 – 15.54 | Intraoperative landmarks establishment for tibial component
prosthetic alignment | **Razvan Cismasiu**
- 15.54 – 16.06 | Zoonotic knee PJs | **Rares Birlutiu**
- 16.06 – 16.30 | Discussion | **All Faculty**

● **16.30 – 17.00** **Coffee Break**

● **17.00 – 18.30** **Free papers – Varia**
Chairmen: Prof. Dan Cristian Grecu, Prof. Ovidiu Alexa,
Prof. Paul Botez

- 17.00 – 17.09 | Surgical treatment of distal radius malunion with corrective
osteotomy using a volar plating technique – a case series study |
Bogdan Sendrea
- 17.09 – 17.18 | How we manage distal radioulnar joint instability | **Daniel Horhocea**
- 17.18 – 17.27 | Surgical versus conservative treatment in displaced distal radius
fractures | **Alexandru Jecan**
- 17.27 – 17.36 | Automated Knee MR Images Segmentation of Menisci:
Data from the District Hospital of Alba Iulia, Romania | **Alexei Botnari**
- 17.36 – 17.45 | Bone Lengthening with Magnetic Nails – The Experience on First
Cases at Children’s Hospital Dr. Victor Gomoiu | **Costel Vlad**
- 17.45 – 17.54 | Bone Marrow Edema Syndrome | **Liviu Iovanescu**
- 17.54 – 18.03 | Custom Made Tumoral Endoprosthesis in Paediatric Patients –
Good but Far from Perfect Solution | **Costel Vlad**
- 18.03 – 18.12 | Primary Bone Lesions in Rosai – Dorfman Disease, a Rare Case
and Diagnostic Challenge – Case Report and Literature Review | **Adam Razvan**
- 18.12 – 18.21 | Orthobiologics: current concepts and clinical interventions
for tendon and cartilage lesions | **Stefan Stanciugelu**
- 18.21 – 18.30 | Discussion | **All Faculty**

SCIENTIFIC PROGRAM OF THE SOROT CONFERENCE

DAY 2 ● ● ● HALL 3

● **08.00 – 10.00** **SRATS Symposium**
Chairmen: Ion Bogdan Codorean, Octav Russu, Doru Filipescu

08.00 – 08.10 | Anatomy of the meniscus and the meniscus tears |

Gabriela Soare

08.10 – 08.20 | Medial meniscus ramp tears | **Ion Bogdan Codorean**

08.20 – 08.30 | Repair of the meniscus root tears | **Assoc. Prof. Razvan Ene**

08.30 – 08.40 | Repair of the radial tears of the meniscus |

Assoc. Prof. Rodica Marinescu

08.40 – 08.50 | Repair of bucket handle meniscus tears |

Assoc. Prof. Razvan Melinte

08.50 – 09.00 | Discussion | **All Faculty**

09.00 – 09.20 | Clinical case 1 | **Assoc. Prof. Horea Benea**

09.20 – 09.40 | Clinical case 2 | **Vlad Predescu**

09.40 – 10.00 | Discussion | **All Faculty**

● **10.00 – 10.30** **Coffee Break**

● **10.30 – 11.30** **Arthroscopy of the knee in pediatric patients**
Chairmen: Marco Turati, Stefan Mogos, Nicolas Bremond

10.30 – 10.39 | Pediatric knee arthroscopy | **Prof. Alexandru Ulici**

10.39 – 10.48 | Arthroscopic ACL reconstruction in pediatric patients |

Marco Turati

10.48 – 10.57 | Tibial spine avulsion fracture in pediatric patients | **Octav Russu**

10.57 – 11.06 | Deformities and outcomes after pediatric ACL reconstruction |

Stefan Mogos

11.06 – 11.15 | Lesions associated with ACL reconstruction delay in pediatric patients | **Gabriel Sterian**

11.15 – 11.24 | Arthroscopic treatment of meniscal lesions in pediatric patients |

Nicolas Bremond

11.24 – 11.30 | Discussion | **All Faculty**

SCIENTIFIC PROGRAM OF THE SOROT CONFERENCE

DAY 2 ● ● HALL 3

● **11.30 – 13.00** **Shoulder Pathology I**
Chairmen: Benjamin Marjanovic, Emil Haritinian, Nuno Gomes

11.30 – 11.39 | Why do I use the deltopectoral approach? | Benjamin Marjanovic

11.39 – 11.48 | Why do I use the anterolateral approach? | Prof. Ofer Levy

11.48 – 11.57 | Patient specific instrumentation in shoulder arthroplasty |
 Nuno Gomes

11.57 – 12.06 | Management of glenoid bone defects in reverse shoulder arthroplasty | Ashvin Pimplanerkar

12.06 – 12.15 | Reverse arthroplasty – lateralisation with implant or graft? |
 Nuno Gomes

12.15 – 12.24 | Short stem reverse shoulder arthroplasty. Benefits and drawbacks |
 Benjamin Marjanovic

12.24 – 12.33 | Stemless reverse shoulder arthroplasty. Benefits and drawbacks |
 Prof. Ofer Levy

12.33 – 12.42 | Shoulder imaging – what useful information can radiologists provide to the orthopedists (if asked). Focus on pre-operative shoulder in arthroplasty | Sorin Ghiea

12.42 – 12.51 | Restoration of external rotation following reverse shoulder arthroplasty | Ashvin Pimplanerkar

12.51 – 13.00 | Discussion | All faculty

● **13.00 – 14.00** **Lunch Symposia**

● **14.30 – 15.30** **Shoulder Pathology II – Proximal Humerus Fractures**
Chairmen: Prof. Guido Marra, Horia Haragus,
Assoc. Prof. Mihai Roman

14.30 – 14.40 | Proximal Humerus Fractures – rationale for internal fixation |
 Assoc. Prof. Razvan Melinte

14.40 – 14.50 | Reverse Shoulder Arthroplasty for displaced 4 part proximal humerus fractures – indications, surgical technique | Prof. Guido Marra

14.50 – 15.00 | Case 1 – ORIF | Assoc. Prof. Razvan Melinte

15.00 – 15.10 | Case 2 – Arthroplasty – Hemi | Mihai Hurmuz

15.10 – 15.20 | Case 3 – Arthroplasty – Reverse | Cosmin Faur

15.20 – 15.30 | Discussion | All Faculty

SCIENTIFIC PROGRAM OF THE SOROT CONFERENCE

DAY 2 ● ● HALL 3

● **15.30 – 16.30** **Shoulder Pathology III – Glenohumeral Instability**
Chairmen: Assoc. Prof. Radu Fleaca,
Assoc. Prof. Razvan Melinte, Prof. William Stetson

15.30 – 15.40 | Recurrent anterior shoulder instability – remplissage – indications and surgical technique | [Prof. William Stetson](#)

15.40 – 15.50 | Revision of failed Bankart repair – what to do? |

[Mihai Roman](#)

15.50 – 16.00 | Latarjet – indications, results | [Ion Bogdan Codorean](#)

16.00 – 16.10 | Case 1 – Instability | [Assoc. Prof. Razvan Melinte](#)

16.10 – 16.20 | Case 2 – Instability | [Prof. Guido Marra](#)

16.20 – 16.30 | Discussion | [All Faculty](#)

● **16.30 – 17.00** **Coffee Break**

● **17.00 – 18.00** **Shoulder Pathology IV – Cuff Repair**
Chairmen: Prof. Guido Marra, Prof. William Stetson,
Ion Andrei Popescu

17.00 – 17.10 | Double layer rotator cuff repair – rationale and surgical technique | [Ion Andrei Popescu](#)

17.10 – 17.20 | What makes a cuff tear irreparable and what is the role for RSA |

[Assoc. Prof. Radu Fleaca](#)

17.20 – 17.30 | Case 1 – cuff repair | [Ion Bogdan Codorean](#)

17.30 – 17.40 | Case 2 – RSA for cuff tear | [Assoc. Prof. Adrian Todor](#)

17.40 – 18.00 | Discussion | [All Faculty](#)

● **18.00 – 18.30** **Free papers – Upper Extremity**
Chairmen: Assoc. Prof. Adrian Todor, Ion Andrei Popescu

18.00 – 18.10 | Management of Postoperative Complications of Humeral Fractures: a Single Center Experience | [Alexandru Jecan](#)

18.10 – 18.20 | Surgical and Non-surgical treatment options for humeral diaphyseal fractures: case series | [Bogdan Sendrea](#)

18.20 – 18.30 | Pectoralis major tear | [Liviu Ojoga](#)

SCIENTIFIC PROGRAM OF THE SOROT CONFERENCE

DAY 2 ● ● HALL 4

● 08.00 – 10.00 **Free papers – Hip**

Chairmen: Prof. Gheorghe Popescu, Prof. Adrian Barbilian, Prof. Radu Prejbeanu

08.00 – 08.12 | Acetabular Revision using Trabecular Metal Augments for Paprosky type IIIA and IIIB Defects | [Alina-Maria Grosu](#)

08.12 – 08.24 | Activity dependent aspects of weightbearing symmetry following total hip arthroplasty | [Gergő Szórádi](#)

08.24 – 08.36 | Cementless Total Hip Arthroplasty – Early clinical results | [Marius Pop](#)

08.36 – 08.48 | Minimally Invasive Approaches in Total Hip Arthroplasty | [Alina-Maria Grosu](#)

08.48 – 09.00 | Preoperative expectation and postoperative satisfaction after primary uncemented total hip arthroplasty | [Manuela Iacoban](#)

09.00 – 09.12 | Rapidly Progressive Osteoarthritis of the Hip – scoping view of a hard diagnosed disease | [Andrei Oprisan](#)

09.12 – 09.24 | Robotic Total Knee Replacement in Romania | [Alina-Maria Grosu](#)

09.24 – 09.36 | A rare case of periprosthetic femoral fracture in megaprosthesis of the knee | [Denis Pasc](#)

09.36 – 09.48 | The predictive role of inflammatory markers in patients undergoing surgery for extracapsular proximal femur fracture | [Florin Sabou](#)

09.48 – 10.00 | Discussion | [All Faculty](#)

● 10.00 – 10.30 **Coffee Break**

● 10.30 – 11.30 **MOT Session**

Chairmen: Ivan Udvarhelyi, Prof. Tiberiu Bataga, Octav Russu

10.30 – 10.50 | Management of significant bone loss in revision hip and knee arthroplasty | [Ivan Udvarhelyi](#)

10.50 – 10.58 | Surgical Management of the Ponseti-resistant Clubfoot | [György Szabó](#)

10.58 – 11.06 | Orthopaedic complications in spinal muscular atrophy | [Tamás Terebessy](#)

11.06 – 11.14 | Total ankle prosthesis in our practice | [György Kocsis](#)

SCIENTIFIC PROGRAM OF THE SOROT CONFERENCE

DAY 2 ● ● ● HALL 4

- 11.14 - 11.22 | Tenodesis yields better functional results than tenotomy in long head of the biceps tendon operations - a systematic review and meta-analysis | **Mátyás Vajda**
- 11.22 - 11.30 | Periprosthetic femoral fractures around the Exeter stem after total hip arthroplasty in a 10 year cohort of patients | **Kristóf Jánvári**
- **11.30 - 13.00** **Distal Femoral Fractures - Repair or Replace**
Chairmen: Prof. Thierry Bégué, Prof. Stefan Cristea
 - 11.30 - 12.00 | Replacement in Distal Femoral Fractures | **Prof. Thierry Bégué**
 - 12.00 - 12.30 | Reconstruction in Distal Femoral Fractures | **Prof. Stefan Cristea**
 - 12.30 - 13.00 | Discussion | **All Faculty**
- **13.00 - 14.00** **Lunch Symposia**
- **14.30 - 15.00** **Megaendoprosthesis in Revision Arthroplasty and Orthopaedic Oncology**
Chairman: Assoc. Prof. Florin Ramadani
 - 14.30 - 15.00 | Megaendoprosthesis in Revision Arthroplasty and Orthopaedic Oncology | **Prof. Rath Björn**
- **15.00 - 16.30** **Free papers - Residents I**
Chairmen: Prof. Jenel Patrascu, Vlad Predescu, Emil Haritinian
 - 15.00 - 15.10 | Comparison between functional results of circumferential 360 degrees and posterior fusion for degenerative discal pathology in the lumbar spine | **Alexandru Rosu**
 - 15.10 - 15.20 | A clinical case of combined posterior cruciate ligament, medial colateral ligament and postero-lateral corner reconstruction following traumatic knee dislocation | **Mihaela Gabriela Stanciu**
 - 15.20 - 15.30 | A clinical case of throchleoplasty for reccurent patelo-femoral instability | **Mihaela Gabriela Stanciu**
 - 15.30 - 15.40 | ACL Reconstruction-Head to Head: Bone-Patellar Tendon-Bone Versus Hamstring Tendon in terms of knee stability, postoperative complications and graft failure | **Cosmin-Celestin Lazar**

SCIENTIFIC PROGRAM OF THE SOROT CONFERENCE

DAY 2 ● ● ● HALL 4

- 15.40 – 15.50 | Bone grafting options in spinal revision surgery, from massive iliac crest autograft to morcellated allograft bone, our experience | [Alexandru Rosu](#)
- 15.50 – 16.00 | Correlation between acromiohumeral distance on anteroposterior view and rotator cuff tears | [Diana Malvina Marcu](#)
- 16.00 – 16.10 | Correlation between rotator cuff tears and radiological measurements of the lateral acromion angle and the critical shoulder angle | [Sofian Nachawati](#)
- 16.10 – 16.20 | The Characteristics of Patients Presenting with Tibial Plateau Fracture: A Single-Center Experience | [Alexandru Jecan](#)
- 16.20 – 16.30 | Discussion | [All Faculty](#)

- **16.30 – 17.00** **Coffee Break**

- **17.00 – 18.30** **Free papers – Residents II**
 Chairmen: Florin Bica, Cosmin Baciu
- 17.00 – 17.10 | Extrapleural solitary fibrous tumor of the arm. A case report | [Alexandru Ionut Duta](#)
- 17.10 – 17.20 | Non-union risk factors in diaphyseal fractures treated by surgery | [Elisa Popescu](#)
- 17.20 – 17.30 | Primary Leiomyosarcoma of the Bone: A Case Report | [Edoardo Cristian Anea](#)
- 17.30 – 17.40 | The opportunity of knee arthroscopy in the shadow of knee osteoarthritis – A narrative literature review | [Mihnea Andrei Soitu](#)
- 17.40 – 17.50 | The time from NPWT to reconstructive surgical treatment | [Adrian Neagu](#)
- 17.50 – 18.00 | To resurface on not to resurface? Patellar management in primary knee arthroplasty, the ongoing debate, a narrative literature review | [Mihnea Andrei Soitu](#)
- 18.00 – 18.10 | What to do in Vancouver B2 periprosthetic fractures? | [Adrian Neagu](#)
- 18.10 – 18.20 | Difficulties and complications in femoral fractures treatment | [Marius Ozun](#)
- 18.20 – 18.30 | Discussion | [All Faculty](#)

SCIENTIFIC PROGRAM OF THE SOROT CONFERENCE 2022

● **LUNCH & Coffee Break SYMPOSIA**

DAY 1 ● ● NOVEMBER 4TH

HALL 1

Sunwave

10.00 – 10.30

Evaluari biomecanice in tratamentul cu Muvon Plus

Speaker: Prof. Univ. Dr. Danut Nicolae Tarnita

HALL 2

**Proton Impex SRL – Planmed Medical Imaging
Excellence in Orthopaedic and Traumatology Cases**

10.00 – 10.30

Speaker: Mr. Claudiano Tagliareni

HALL 2

**Medical Ortovit – Use of patch for MIRCT repair –
Long-term results & Cruciate reconstruction of AC Joint**

13.00 – 14.00

Speaker: Dr. Ofer Levy

HALL 3

**Arcadia – Continuum de reabilitare postoperatorie
in artroplasia totala de sold**

16.00 – 16.30

Speaker: Dragos Sardaru

SCIENTIFIC PROGRAM OF THE SOROT CONFERENCE 2022

● **LUNCH & Coffee Break SYMPOSIA**

DAY 2 ● ● NOVEMBER 5TH

HALL 1

Zimmer Biomet Institute – Shoulder continuum of solutions in rotator cuff tears

10.00 – 10.30

Speaker: Dr. Nuno Gomes, Dr. Benjamin Marjanovic

HALL 1

Zimmer Biomet Institute – Getting it right in revision knee & infection management

13.00 – 14.00

Speaker: Dr. Rihard Trebše

HALL 2

Arcadia – Reabilitare post chirurgie ortopedica in Spitalul de Recuperare medicala Arcadia

10.00 – 10.30

Speaker: Dr. Camelia Ralea

HALL 2

Biotehnic – Addressing bone infection – Stimulan, Rapid Cure. New evidence of success

13.00 – 14.00

Speaker: Dr. Marek Koninski

HALL 3

De Puy Johnson – Lorem ipsum dolor sit amet, consectetur adipiscing elit

10.00 – 10.30

Speaker: xxx

3-5 Nov • Kronwell Brasov Hotel

SOROT 2022

CONFERENCE *Education first, safety and patient care management*



SCIENTIFIC ENDORSEMENT



Transilvania
University
of Brasov



Under the Patronage of



Romanian Society
of Neurosurgery
since 1982



asociatia pentru ortopedie si traumatologie pediatrica



SOCIETATEA ROMANA
DE ANESTEZIE SI TERAPIE INTENSIVA

SPECIAL THANKS TO OUR PARTNERS!

PLATINUM



ZIMMER BIOMET
Moving You Forward.™

GOLD



SILVER



BRONZE



EXHIBITOR PARTNERS

CSL Vifor



Medtronic
Further. Together



PARTNERS



FARMAORTOPRACTIK



HELLIMED

MEDIA

Jurmed Jurnal de
Sănătate

MEDICAL
MARKET

ROMEDIC
EFORTURI PENTRU SĂNĂTATE

TRAVEL PARTNER

europoint



SOCIETATEA ROMÂNĂ DE ORTOPEDIE ȘI TRAUMATOLOGIE

BUCHAREST, ROMANIA

WWW.SOROT.RO

COPYRIGHT © 2022 BY SOROT. ALL RIGHTS RESERVED.

ORGANIZER



WWW.IT-CONSULT.RO

