



TRAINING VILLAGE



Al Rimal Hall

TRAINING VILLAGE

THURSDAY, 27 NOVEMBER 2025 | 09:00 – 12:00



PROACTIVE PCI PLANNING: INTEGRATING AI, CORONARY CT, PLAQUE CHARACTERIZATION AND PHYSIOLOGY

Chairpersons:

Fawaz Almutaitri, Saudi Arabia

Arif Al Nooryani, United Arab Emirates

Instructors:

Rami Neemtallah, United Arab Emirates

Ziad Ali, United States

Alan Bagnall, United Kingdom

Panelists:

Ahmed Alsaileek, Saudi Arabia

Abdullah Shehab, United Arab Emirates

Topics of discussion:

- Beyond the Lumen: How FFRCT is Revolutionizing Ischemia Detection
- Plaque Quantification: Predicting Risk Before the Event
- CT-Guided PCI: The Future of Precision Revascularization
- Interactive Panel Discussion: Controversies & Future Directions

What will you learn:


- Understand how FFRCT and plaque quantification enhance early ischemia and risk assessment.
- Learn how CT-guided PCI supports more precise planning and treatment decisions.
- Gain insights from expert discussions on current controversies and future directions in CT-based coronary care.



Al Waha Hall

TRAINING VILLAGE

THURSDAY, 27 NOVEMBER 2025 | 10:00 – 17:30



Abbott Workshop

Instructors:

Adil Al Jabri, Oman
Abdul Rahman Almaki,
Maria J Castellanos,
Wael Aboushokka, United Arab Emirates

What will you learn:


- Understand how vessel compliance affects orbital performance and treatment success.
- Learn how Ultreon 2.0 detects calcium, understand orbital atherectomy mechanics, and practice the technique hands-on.
- Learn key physiology indices, understand required setup, and practice measurements hands-on.

10:00-11:00	Reveal the unseen: Unlock microvascular & epicardial insights with novel physiological indexes (CFR, IMR & PPG) Wael Aboushokka, United Arab Emirates
14:00-15:00	Mastering complex calcified lesions: OCT Imaging & Orbital atherectomy for optimal outcomes Adil Al Jabri, Oman
16:30-17:30	Become an expert in coronary physiology assessment: hands-on experience Abdul Rahman Almaki, Saudi Arabia Maria J Castellanos, United Arab Emirates



Al Khayma Hall

TRAINING VILLAGE



Johnson & Johnson
MedTech

THURSDAY, 27 NOVEMBER 2025 | 11:00 – 17:30

LIFE IN THE POST DANGER SHOCK ERA: OPTIMIZING GUIDELINE-DRIVEN CARE

11:00 – 12:00


14:00 – 15:00

16:30 – 17:30

1. Patient Identification: From Preventing to Treating Cardiogenic Shock
2. Impella Case-Based Best Practices | Hands-on learning
3. Discuss best practices and share experiences to enhance knowledge and skills in real-world application

What will you learn:


- Review Current Evidence & Guidelines including insights from the landmark DanGer shock RCT
- Review the latest Evidence & Guidelines and understand how to effectively implement these insights into your daily practice.
- Identify Patients who benefit most from Impella Support through criteria and patient characteristics.
- Pre-Procedural Planning: Understand essential preparation steps before Impella placement
- Impella Placement: Gain skills through practical training on the insertion steps
- Device Management: Learn Best Practices for managing Impella® in both Cathlab and ICU settings.



Al Rimal Hall

TRAINING VILLAGE

THURSDAY, 27 NOVEMBER 2025 | 15:00 – 16:00



 IntelMed
group
SHOCKWAVE | IVL


UNDERSTANDING COMPLIANCE- WORTH THE STRETCH SHOCKWAVE IVL

Instructor:

James Spratt, United Kingdom

What will you learn:


- Understand how vessel compliance affects IVL performance and treatment success.
- Learn when and how to use SHOCKWAVE IVL for safe and effective calcium modification
- Gain practical insights from real cases to optimize outcomes in complex lesions.



Al Khayma Hall

TRAINING VILLAGE

FRIDAY, 28 NOVEMBER 2025 | 09:00 – 12:00



Johnson & Johnson
MedTech

LIFE IN THE POST DANGER SHOCK ERA: OPTIMIZING GUIDELINE-DRIVEN CARE


09:00 – 11:00

11:00 – 12:00

4. Patient Identification: From Preventing to Treating Cardiogenic Shock
5. Impella Case-Based Best Practices | Hands-on learning
6. Discuss best practices and share experiences to enhance knowledge and skills in real-world application

What will you learn:


- Review Current Evidence & Guidelines including insights from the landmark DanGer shock RCT
- Review the latest Evidence & Guidelines and understand how to effectively implement these insights into your daily practice.
- Identify Patients who benefit most from Impella Support through criteria and patient characteristics.
- Pre-Procedural Planning: Understand essential preparation steps before Impella placement
- Impella Placement: Gain skills through practical training on the insertion steps
- Device Management: Learn Best Practices for managing Impella® in both Cathlab and ICU settings.



Al Rimal Hall

TRAINING VILLAGE

FRIDAY, 28 NOVEMBER 2025 | 09:30 – 12:00



PHILIPS

PHILIPS WORKSHOP

Instructors:

Hani Abdelhadi, Saudi Arabia

Ziad Ali, United States

What will you learn:

- Hands on training on tri-registration, and how it helps to accurately assess, plan and confirm the success of PCI
- Equipping participants with the skills and knowledge to enhance PCI planning and optimization by using physiology co-registration

09:30-10:30

First-time-right-PCI in planning, device selection and result: New considerations for IVUS and physiology tri-registration

Ziad Ali, United States

11:00-12:00

How to reduce long-term adverse events in PCI: Physiology co-registration guided decision making "ACT 1 & ACT 2"

Hani Abdelhadi, Saudi Arabia


Ziad Ali, United States



Al Waha Hall

TRAINING VILLAGE

FRIDAY, 28 NOVEMBER 2025 | 10:00 – 17:30



Abbott Workshop


Instructors:

Adil Al Jabri, Oman
Fawaz Bardooli, Bahrain
Wael Aboushokka, United Arab Emirates

What will you learn:

- Learn Ultreon™ 2.0 basics, improve OCT image acquisition, and practice AI-guided workflow hands-on.
- Learn calcium detection with Ultreon 2.0 and practice orbital atherectomy hands-on.
- Learn how CFR, IMR, and PPG assess microvascular disease and guide coronary treatment.


10:00-11:00	Ultreon™ 2.0: Boosting procedural efficiency with OCT through AI guided workflow Fawaz Bardooli, Bahrain
14:00-15:00	Mastering complex calcified lesions: OCT Imaging & Orbital atherectomy for optimal outcomes Adil Al Jabri, Oman
16:30-17:30	Reveal the unseen: Unlock microvascular & epicardial insights with novel physiological indexes (CFR, IMR & PPG) Wael Aboushokka, United Arab Emirates



Al Rimal Hall

TRAINING VILLAGE

FRIDAY, 28 NOVEMBER 2025 | 14:00 – 15:00



PHILIPS

PHILIPS WORKSHOP

Instructor:

Mohaned Egred, United Kingdom

What will you learn:

- Understand the mechanism, of action behind laser atherectomy and its clinical applications as well as its role in vessel prep

14:00-15:00

What if you could address real complexity? Laser Coronary Atherectomy in your PCI toolbox

Mohaned Egred, United Kingdom