

Which jobs and companies are there in Life Sciences in the Netherlands?

Remco Jongkind

Research fellow & Principal Educator – Amsterdam UMC

Programme Manager Education & Labour Market, Hyphen Projects (formerly, 7 years)

This session will help you to:

- Get an overview of the Life Sciences sector in the Netherlands, in the context of Europe
- Learn which type of jobs are out there and what they entail
- Get a head start on your career orientation

My background

Study

Bsc. Amsterdam University College
Major in Biochemistry

Msc University of Oxford
Major in Pharmacology

Academia

Teaching & Research Associate –University of Oxford
Researcher – Amsterdam UMC
Principal Educator– Pharmacology, internal medicine, AI– Amsterdam UMC
Policy officer, project leader, Bsc thesis coordinator – Amsterdam UMC

Industry

Research Associate – Pepscan Therapeutics
Programme Manager Education – Hyphen Projects



Overview of the Life Sciences sector

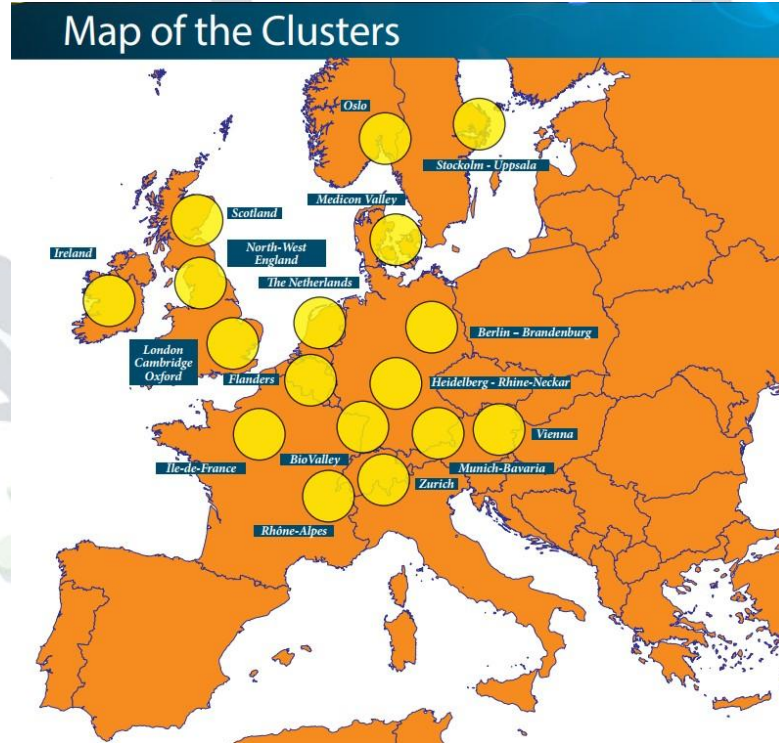


Types of biotech

- Red: Medical and pharmaceutical biotechnology
- Green: Agricultural biotechnology
- Yellow: Food biotechnology
- White: Industrial (and environmental) biotechnology

Blue (water), Gold (informatics), Gray (environment), ...

European landscape



Source: The leading life sciences clusters in Europe Sept. 2015– ScienceBusiness study Sanofi

Amount of Life Sciences companies in NL (red)?

50?
300?
700?
1000?
3500?
8000?

Amount of Life Sciences companies in NL (red)?

50?
300?
700?
1000?
3500?
8000?

European landscape

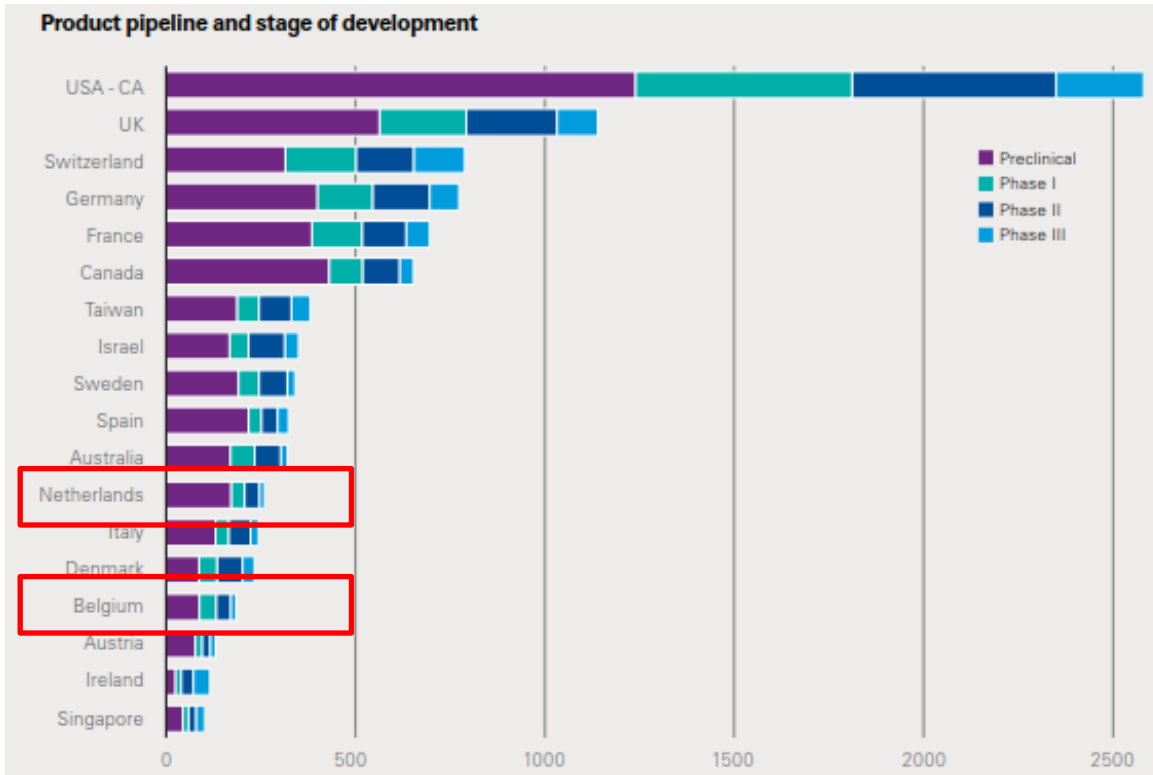
Number of companies in the Life Sciences industry

Country	Biotechnology	Biotech – therapeutics	Medtech	Pharmaceutical
Austria	119	44	23	18
Belgium	260	47	60	40
Denmark	171	68	93	12
Finland	83	21	41	6
France	802	180	182	85
Germany	1,073	178	531	102
Ireland	119	28	59	49
Italy	437	58	97	83
Netherlands	459	112	114	41

European landscape

Number of companies in the Life Sciences industry

Country	Biotechnology	Biotech – therapeutics	Medtech	Pharmaceutical
Austria	119	44	23	18
Belgium	260	47	60	40
Denmark	171	68	93	12
Finland	83	21	41	6
France	802	180	182	85
Germany	1,073	178	531	102
Ireland	119	28	59	49
Italy	437	58	97	83
Netherlands	459	112	114	41



How many people work in Life Sciences in the Netherlands (red)?

10,000?

25,000?

60,000?

100,000?

150,000?

200,000?

How many people work in Life Sciences in the Netherlands (red)?

10,000?

30,000?

60,000?

100,000?

150,000?

200,000?

European landscape - employees

Number of employees in the LS industry

Country	Biotechnology	MedTech	Pharma	Total
Belgium	15,000	5,000	40,000	60,000
France	11,000	40,000	95,000	146,000
Germany	37,000	100,000	110,000	247,000
Ireland	6,000	9,000	12,000	27,000
Netherlands	8,000	9,500	9,000	26,500
Switzerland	20,000	45,000	40,000	105,000
United Kingdom	30,000	71,000	73,000	174,000

Main activities of life science companies

Country	R&D (% of all)	Manufacturing (% of all)	Research on contract basis (% of all)
Austria	91 (54%)	49 (29%)	16 (10%)
Belgium	170 (32%)	308 (59%)	41 (8%)
Denmark	125 (45%)	100 (36%)	28 (10%)
Finland	55 (42%)	55 (42%)	21 (16%)
France	523 (47%)	479 (43%)	149 (13%)
Germany	696 (37%)	995 (53%)	178 (9%)
Ireland	72 (54%)	68 (51%)	6 (5%)
Israel	476 (45%)	485 (45%)	24 (2%)
Italy	365 (48%)	418 (54%)	39 (5%)
Netherlands	273 (42%)	254 (39%)	71 (11%)
Norway	85 (45%)	67 (36%)	7 (4%)
Spain	329 (51%)	269 (42%)	43 (7%)
Sweden	388 (45%)	411 (48%)	68 (8%)
Switzerland	323 (45%)	327 (45%)	55 (8%)
United Kingdom	652 (40%)	561 (35%)	196 (12%)
Bay Area	448 (76%)	211 (36%)	22 (4%)



How many people work in Life Sciences in the Netherlands (green+yellow: Agri-food)?



60,000
100,000
150,000
200,000
400,000
700,000
1,000,000
1,500,000
2,500,000

How many people work in Life Sciences in the Netherlands (green+yellow: Agri-food)?



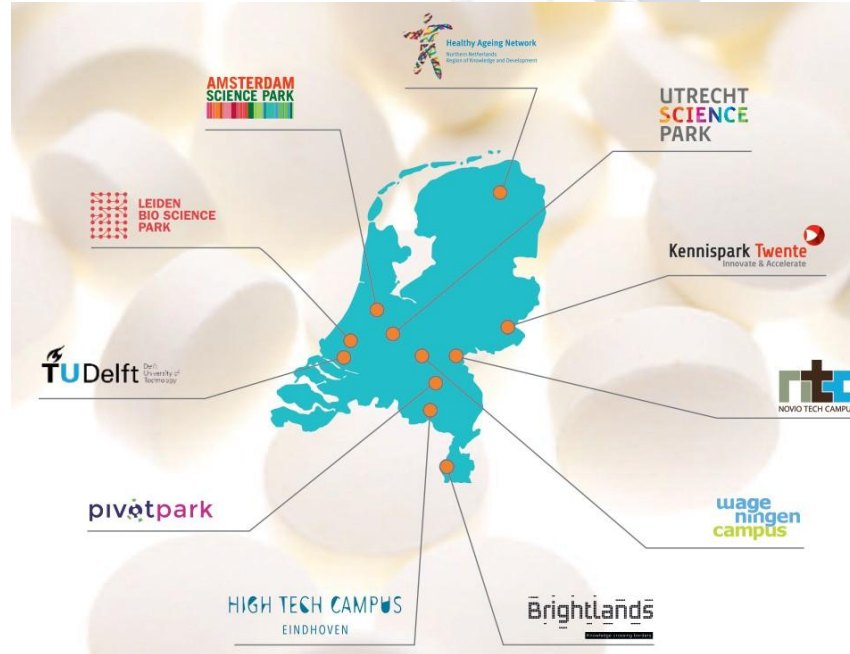
60,000
100,000
150,000
200,000
400,000
700,000
1,000,000
1,500,000
2,500,000

How many people work in Life Sciences in the Netherlands (green+yellow: Agri-food)?



60,000
100,000
150,000
200,000
400,000
700,000
1,000,000
1,500,000
2,500,000

Dutch Life Sciences landscape – Science parks



Dutch Life Sciences landscape – Companies



Database

Life Science Map

Statistics

News & Events

About us

**Your lead source platform for the
Dutch Life Sciences industry**

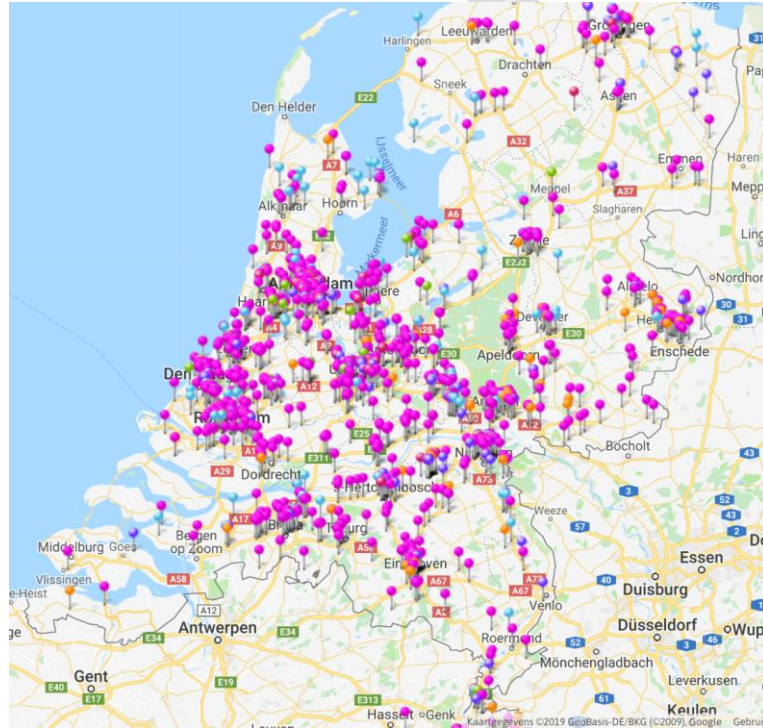
all sectors



Keywords...

Search

Overview map



Amount of companies per subsector?

Number of Companies in the Dutch Life Science Database

Sector

Biotechnology - Therapeutics and Diagnostics

Biotechnology / R&D Services

Biotechnology - other

Pharma

Medical Technology

Investor

Professional Services and Consulting

Public / Non-Profit Organizations / Medical Facility

Supplier & Engineering

Media

HealthTech

Total

Number of Companies in the Dutch Life Science Database

Sector	
Biotechnology - Therapeutics and Diagnostics	117
Biotechnology / R&D Services	223
Biotechnology - other	129
Pharma	42
Medical Technology	123
Investor	61
Professional Services and Consulting	260
Public / Non-Profit Organizations / Medical Facil	188
Supplier & Engineering	613
Media	3
HealthTech	44
Total	1803



How many people generally work in a Life Sciences company?

1-10?

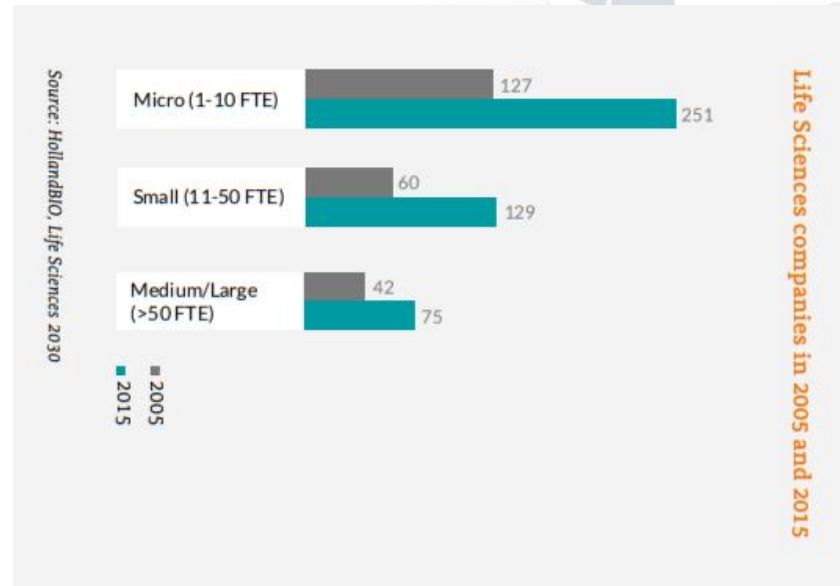
11-50?

100-300?

300-1000?

1000+?

Amount of people per company



Examples of large companies



Some other larger companies in the Netherlands

- Bilthoven Biologicals
- Byondis
- Acerta Pharma (part of AstraZeneca)
- Mercachem
- Unitron
- Merus
- Agendia
- GenDx
- AIMM Therapeutics
- Dr Reddy's
- Teva Pharmaceuticals
- Uniqure
- ProQR
- Charles Rivers

Agri-food

Foodvalley.nl

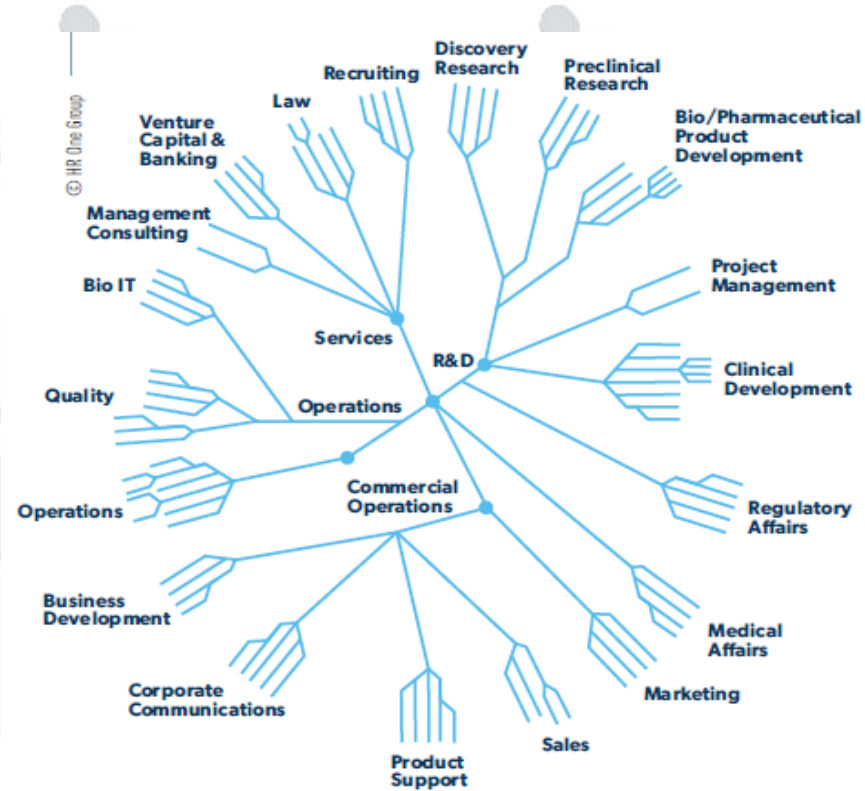
list +-250 companies



Examples of companies in the Netherlands (white/gray)

- EV biotech (biofuel bioinformatics)
- Photanol (CO2 fixation)
- Wetsus (water treatment)
- Isolife (bio-isotopes)
- Basilisk (bio-concrete)
- Medeina (dredging)
- In-Ovo (chick selection)
- Akzonobel
- renature (agriculture consultancy)
- FincoEnergies (low carbon fuels)

Types of jobs in Life Sciences



Source: HR One Group


Technical roles (1/8)

- Research & Development (R&D)
- Field worker (data collection)
- Process/Product Development
- Quality Control (QC) & Quality Assurance (QA)
- Application scientist

Type of work & skills / Competitiveness / salary

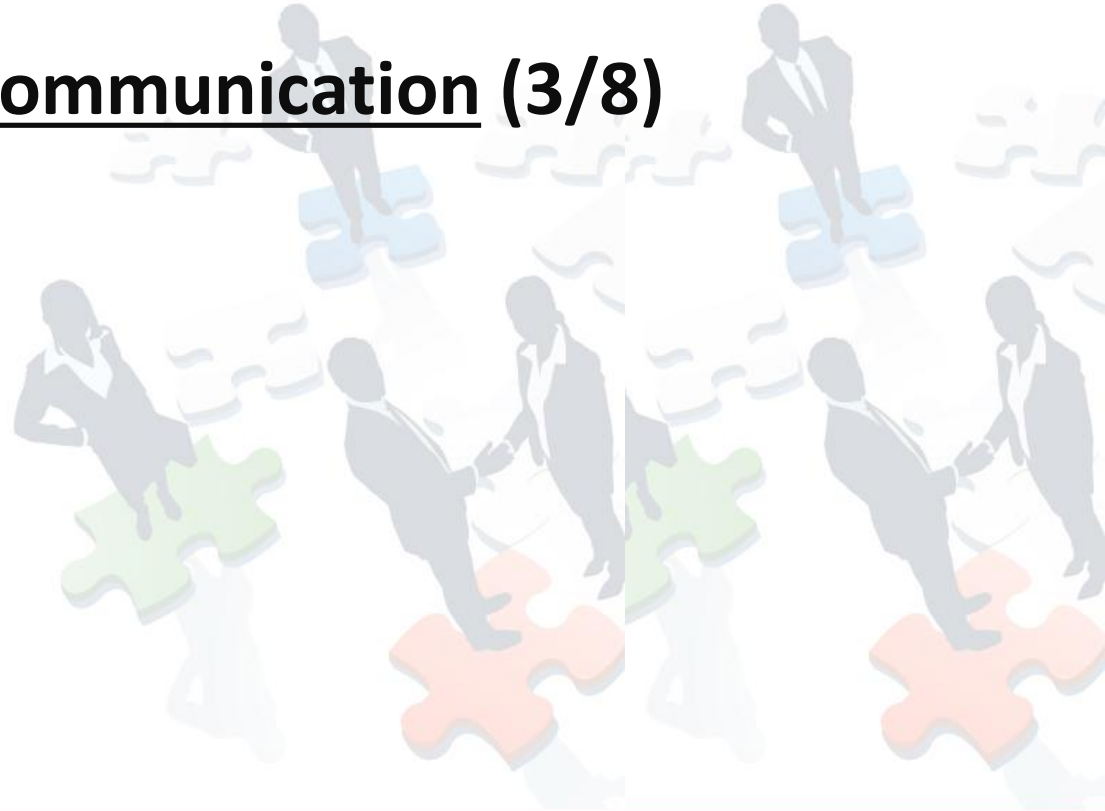
Commerce & sales (2/8)

- Sales
- Business Development
- Venture capital
- Marketing & Public Relations



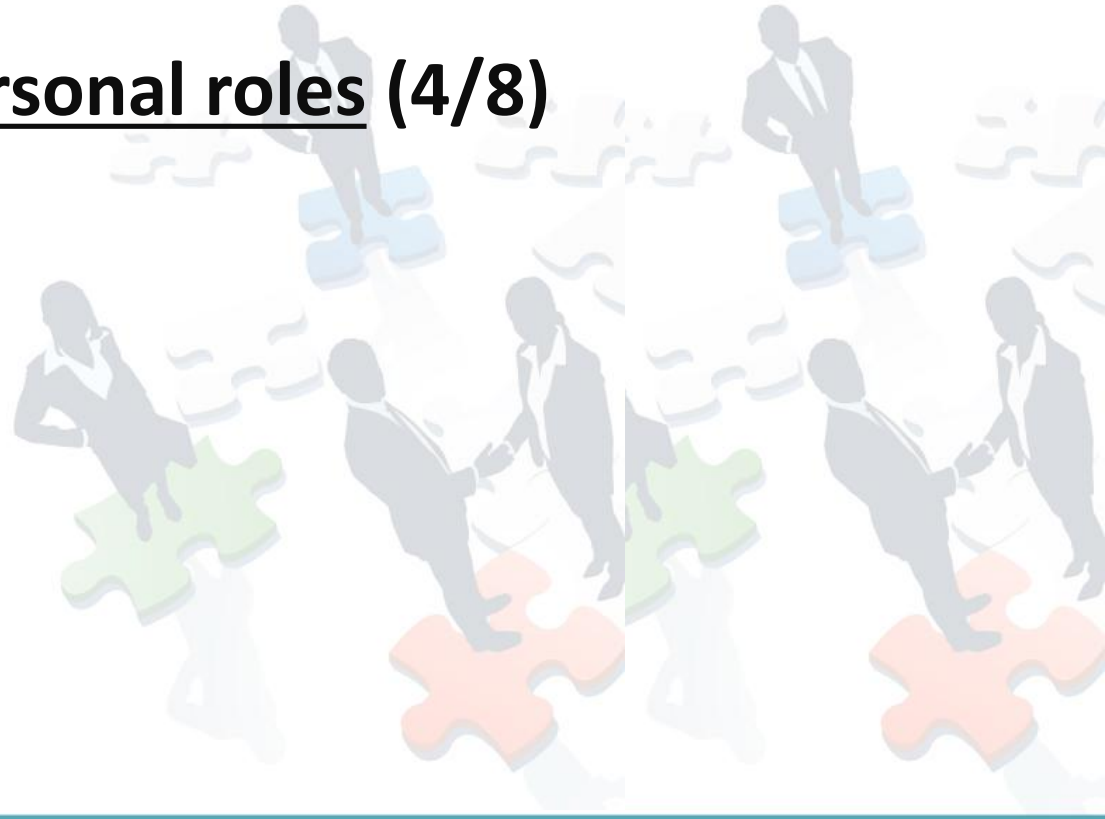
Writing & communication (3/8)

- Science journalism
- Medical/Technical writer



Interpersonal roles (4/8)

- Career coach
- Recruiter

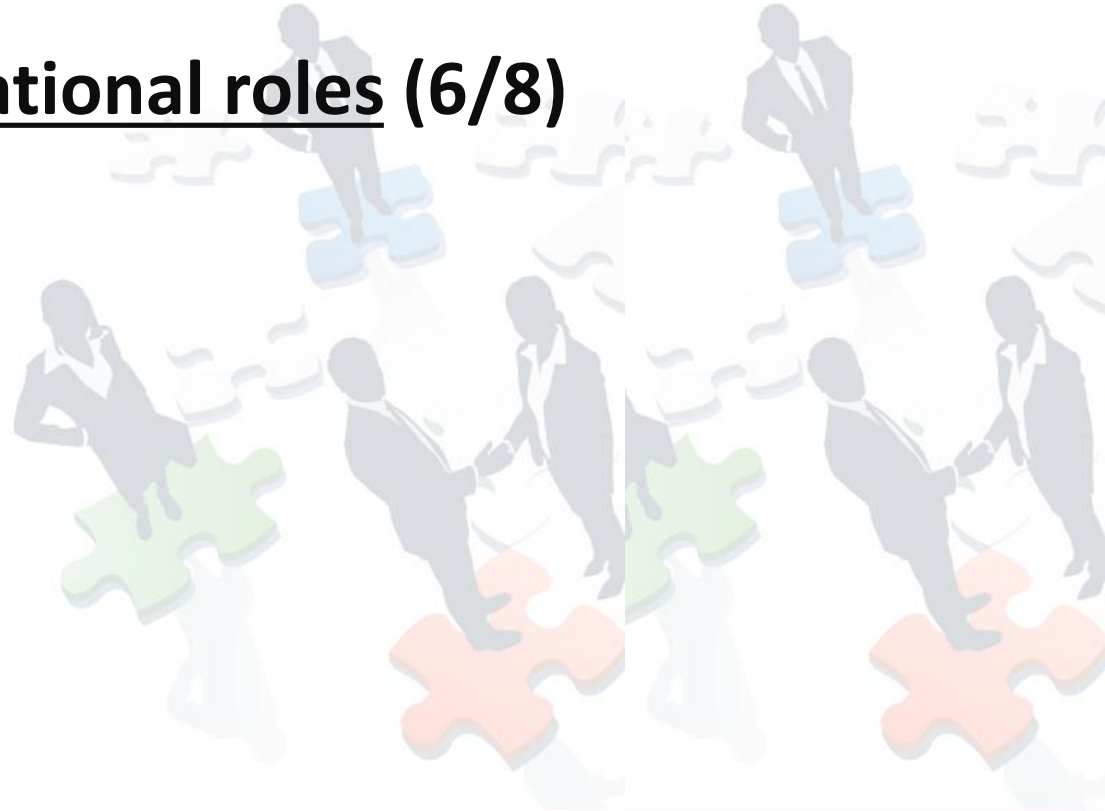


Education (5/8)

- High school teacher
- Lecturer in vocational/university education
- Teacher or course organizer in the private sector


Organizational roles (6/8)

- Project/Programme Manager
- Group leader / site manager
- Clinical Research




Law (7/8)

- Patent Attorney or Patent Examiner
- Regulatory Affairs



Entrepreneurship & consultancy (8/8)

- Entrepreneurship
- Consultancy



Overview of skills necessary for jobs

ESCO job profiles + required skills:

<https://ec.europa.eu/esco/portal/occupation>

How can I learn more about these jobs?

- Informational interviews with friends/colleagues
- BCF Insights (interviews, overview of jobs).
- Other resources such as prospect.ac.uk / [VDAB.be](https://vdab.be) / biospace.com.
- Talking to recruiters.
- Going to career presentations
- LinkedIn searches for professionals with job titles of interest.
- Reading through vacancy descriptions

Where to find suitable jobs?

➤ **Recruitment agencies**

- *CLS Services*
- *Bird recruitment*
- *Balans*
- *Checkmark*
- *Hays*
- *Lab Resource*
- *Kelly Scientific Resources*
- *SIRE*
- *People in Science*
- *My Recruitment*
- *PSR Pharma Resource*

- *QTC*
- *Science at Work*
- *Thema Group*
- *TMC*
- *Real Staffing*
- *Herakles Pharma*
- *Pro Clinical*
- *Derks & Derks*
- *Michael Page*
- *Match Recruitment*
- *Progressive Recruitment*

Where to find suitable jobs?

➤ ***Vacancy websites***


- *BCF Jobs*
- *Indeed*
- *Linkedin*

➤ ***Overview lists of companies / learning more about the sector***

- *Science Parks: Leiden – Utrecht - Amsterdam - Brightlands - Pivot Park - Health Valley - Medical Delta*
- *Events: BCF Career Event, Innovation for Health, Dutch Life Sciences Conference, Health Valley Event, Knowledge for Growth, Bio Europe*
- *Dutch Life Sciences database*

BioBusiness Summer School raffle

- *Subscribe at the BioBusiness Summer School booth*
- *Be present when the winner is announced*



Thank you for your attention and good luck with your future careers!

For any questions following the session, see my contact details below or reach out via linkedin.

Contact details:
Remco Jongkind
r.c.jongkind@amsterdamumc.nl