

# Jobs and career paths in Life Sciences

**Remco Jongkind**

Programme Manager Education, Hyphen Projects

## This session will help you to:

- Get an overview of the Life Sciences sector in the Netherlands, in the context of Europe
- Learn which type of jobs are out there and what they entail
- Get a headstart on your career orientation

# My background

## Study

Bsc. Amsterdam University College  
Major in Biochemistry

Msc University of Oxford  
Major in Pharmacology

## Academia

Medical Sciences Teaching Associate –University of Oxford  
Researcher – Amsterdam UMC  
Pharmacology and internal medicine lecturer – Amsterdam UMC  
Policy officer, project leader, bsc thesis coordinator – Amsterdam UMC

## Industry

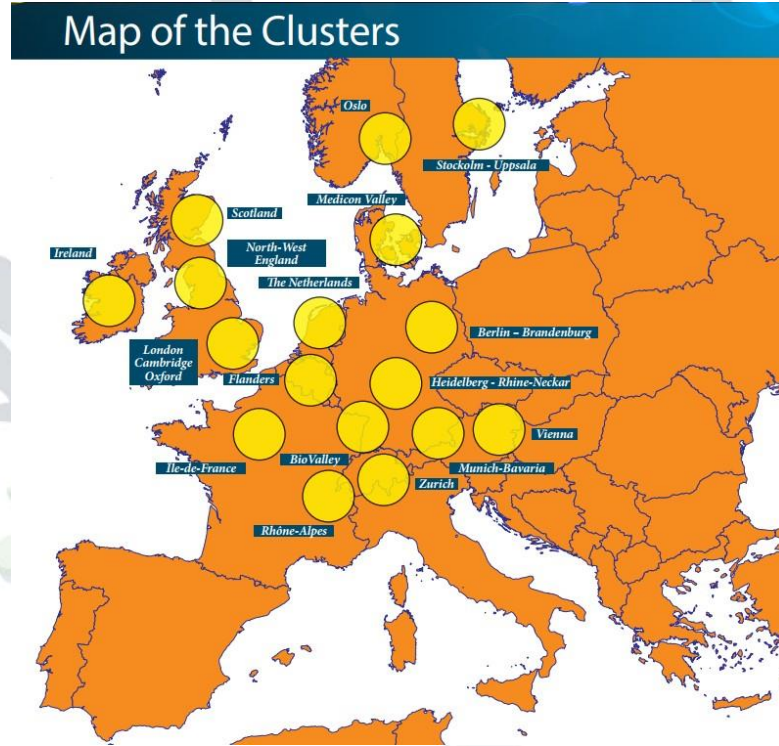
Research Associate – Pepscan Therapeutics  
Programme Manager Education – Hyphen Projects



# Overview of the Life Sciences sector



# European landscape



Source: The leading life sciences clusters in Europe Sept. 2015– ScienceBusiness study Sanofi

# Amount of Life Sciences companies in NL?

50?  
300?  
700?  
1000?  
3500?  
8000?

# Amount of Life Sciences companies in NL?

50?  
300?  
**700?**  
1000?  
3500?  
8000?



# European landscape

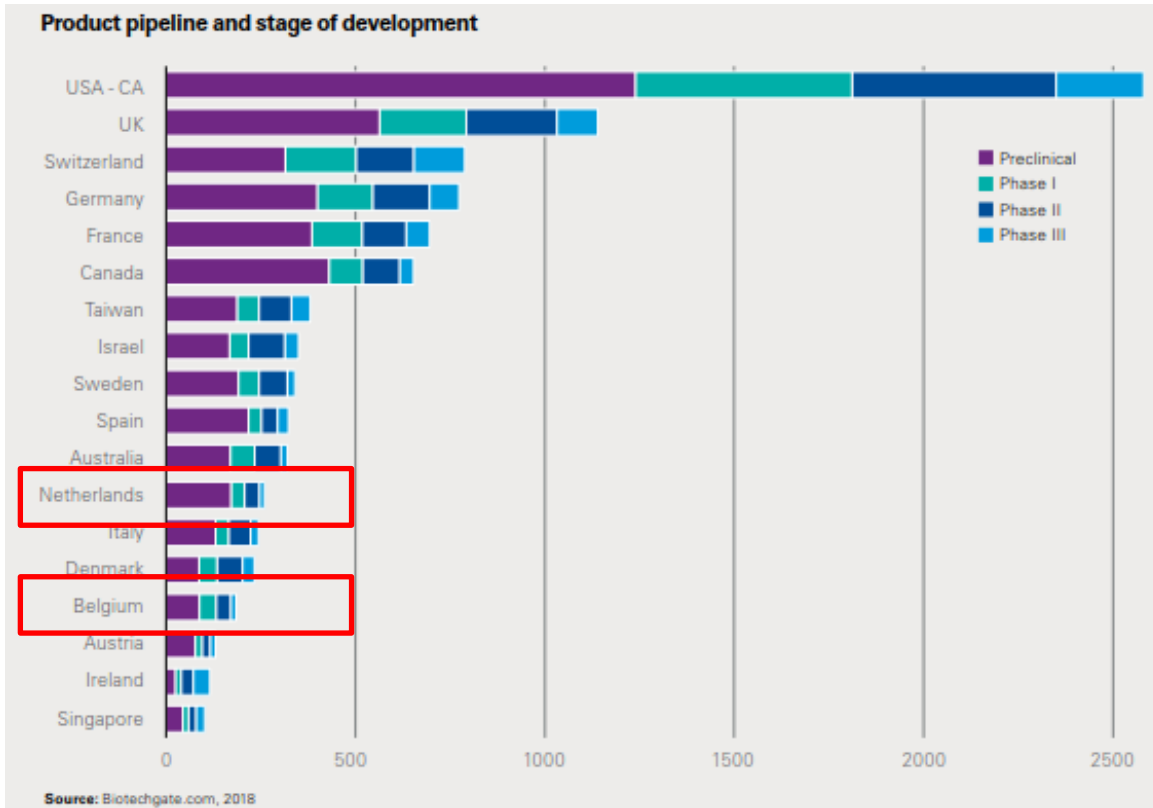
Number of companies in the Life Sciences industry

Country	Biotechnology	Biotech – therapeutics	Medtech	Pharmaceutical
Austria	119	44	23	18
Belgium	260	47	60	40
Denmark	171	68	93	12
Finland	83	21	41	6
France	802	180	182	85
Germany	1,073	178	531	102
Ireland	119	28	59	49
Italy	437	58	97	83
Netherlands	459	112	114	41

# European landscape

Number of companies in the Life Sciences industry

Country	Biotechnology	Biotech – therapeutics	Medtech	Pharmaceutical
Austria	119	44	23	18
Belgium	260	47	60	40
Denmark	171	68	93	12
Finland	83	21	41	6
France	802	180	182	85
Germany	1,073	178	531	102
Ireland	119	28	59	49
Italy	437	58	97	83
Netherlands	459	112	114	41



# How many people work in Life Sciences in the Netherlands?

10,000?

25,000?

60,000?

100,000?

150,000?

200,000?

# How many people work in Life Sciences in the Netherlands?

10,000?

**30,000?**

60,000?

100,000?

150,000?

200,000?

# European landscape - employees

## Number of employees in the LS industry

Country	Biotechnology	MedTech	Pharma	Total
<b>Belgium</b>	15,000	5,000	40,000	60,000
France	11,000	40,000	95,000	146,000
Germany	37,000	100,000	110,000	247,000
Ireland	6,000	9,000	12,000	27,000
<b>Netherlands</b>	8,000	9,500	9,000	26,500
Switzerland	20,000	45,000	40,000	105,000
United Kingdom	30,000	71,000	73,000	174,000

Source: Estimated by Venture Valuation, 2016

### Main activities of life science companies

Country	R&D (% of all)	Manufacturing (% of all)	Research on contract basis (% of all)
Austria	91 (54%)	49 (29%)	16 (10%)
<b>Belgium</b>	170 (32%)	308 (59%)	41 (8%)
Denmark	125 (45%)	100 (36%)	28 (10%)
Finland	55 (42%)	55 (42%)	21 (16%)
France	523 (47%)	479 (43%)	149 (13%)
Germany	696 (37%)	995 (53%)	178 (9%)
Ireland	72 (54%)	68 (51%)	6 (5%)
Israel	476 (45%)	485 (45%)	24 (2%)
Italy	365 (48%)	418 (54%)	39 (5%)
<b>Netherlands</b>	273 (42%)	254 (39%)	71 (11%)
Norway	85 (45%)	67 (36%)	7 (4%)
Spain	329 (51%)	269 (42%)	43 (7%)
Sweden	388 (45%)	411 (48%)	68 (8%)
Switzerland	323 (45%)	327 (45%)	55 (8%)
United Kingdom	652 (40%)	561 (35%)	196 (12%)
Bay Area	448 (76%)	211 (36%)	22 (4%)

Source: www.biotechgate.com, 2016



# Dutch Life Sciences landscape – Science parks





# Dutch Life Sciences landscape – Companies



Database

Life Science Map

Statistics

News & Events

About us

Your lead source platform for the  
Dutch Life Sciences industry

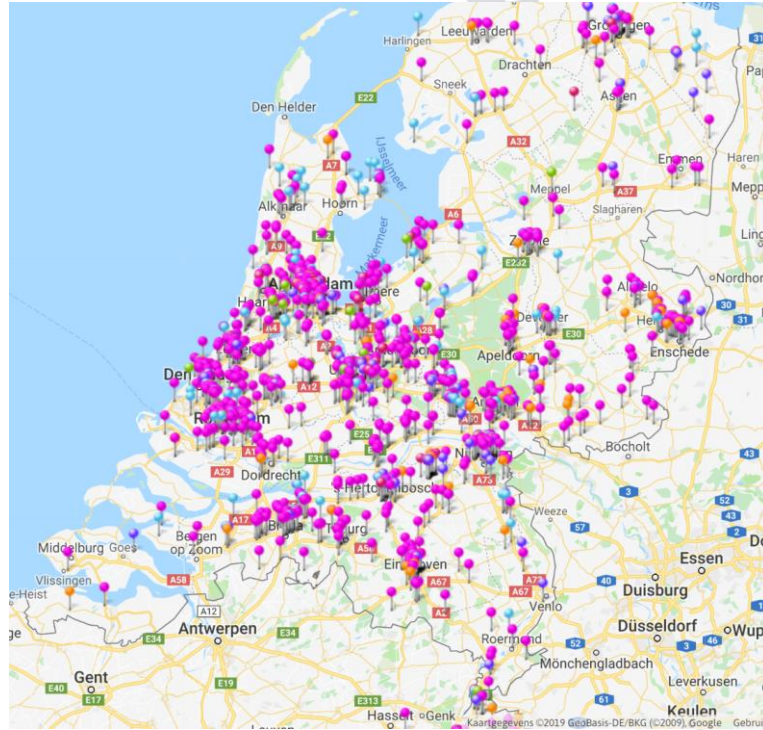
all sectors



Keywords...

Search

# Overview map



# Amount of companies per subsector?

## Number of Companies in the Dutch Life Science Database

Sector
Biotechnology - Therapeutics and Diagnostics
Biotechnology / R&D Services
Biotechnology - other
Pharma
Medical Technology
Investor
Professional Services and Consulting
Public / Non-Profit Organizations / Medical Facil
Supplier & Engineering
Media
HealthTech
<b>Total</b>

## Number of Companies in the Dutch Life Science Database

Sector	
Biotechnology - Therapeutics and Diagnostics	117
Biotechnology / R&D Services	223
Biotechnology - other	129
Pharma	42
Medical Technology	123
Investor	61
Professional Services and Consulting	260
Public / Non-Profit Organizations / Medical Facil	188
Supplier & Engineering	613
Media	3
HealthTech	44
<b>Total</b>	<b>1803</b>



## How many people generally work in a Life Sciences company?

1-10?

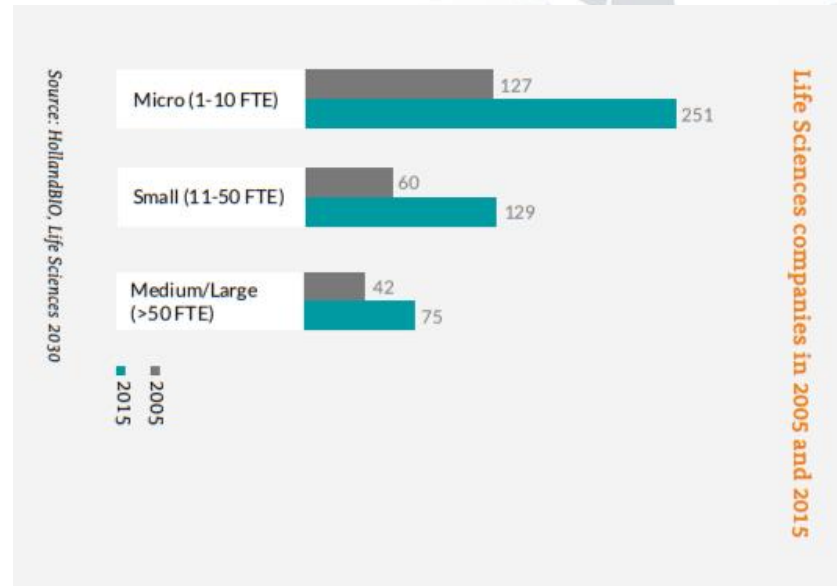
11-50?

100-300?

300-1000?

1000+?

# Amount of people per company



Source: Health-Holland, Grow-Motion, Knowledge and Innovation Agenda 2018-2021, Topsector Life Sciences & Health

# Examples of large companies



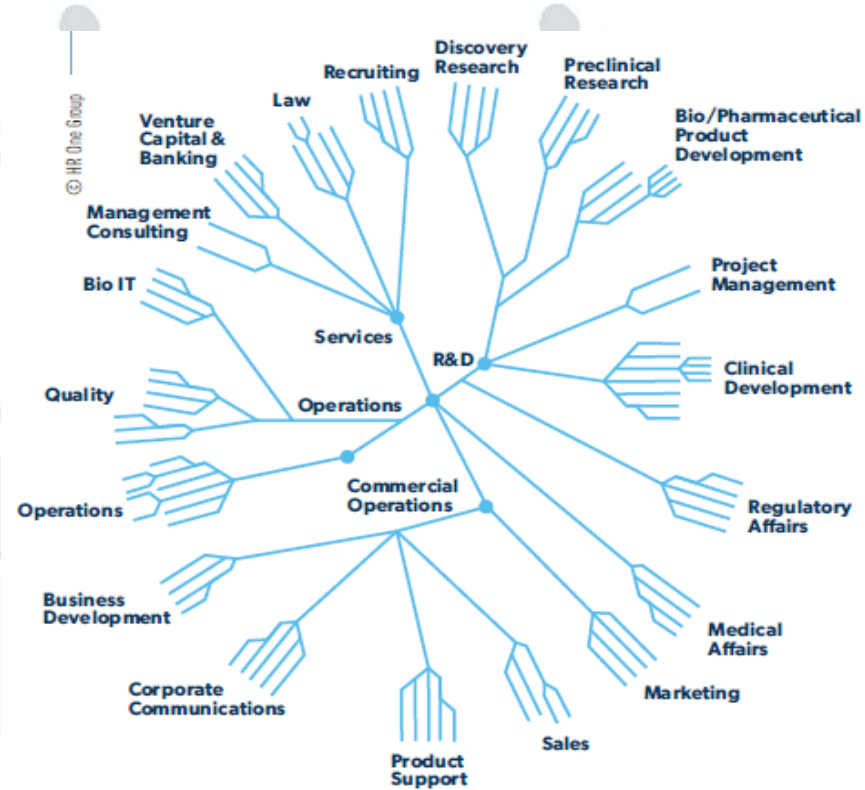
Source: Health-Holland, Grow-Motion, Knowledge and Innovation Agenda 2018-2021, Topsector Life Sciences & Health

## Some other larger companies in the Netherlands

- Bilthoven Biologicals
- Byondis
- Acerta Pharma (part of Astrazeneca)
- Mercachem
- Unitron
- Merus
- Agendia
- GenDx
- AIMM Therapeutics
- Dr Reddy's
- Teva Pharmaceuticals
- Uniqure
- ProQR
- Charles Rivers



# Types of jobs in Life Sciences



Source: HR One Group

## Technical roles

- Research & Development (R&D)
- Process/Product Development
- Quality Control (QC) & Quality Assurance (QA)
- Application scientist

## Commerce & sales

- Sales
- Business Development
- Venture capital
- Marketing & Public Relations



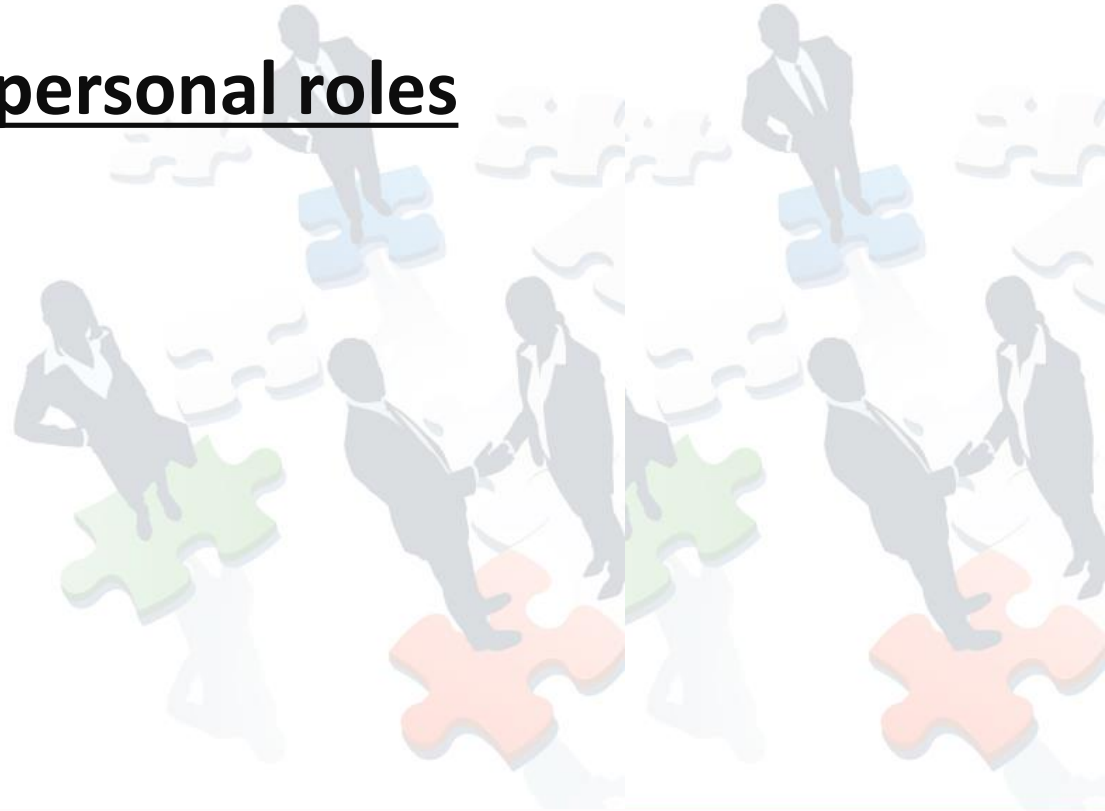
## Writing & communication

- Science journalism
- Medical/Technical writer



## Interpersonal roles

- Career coach
- Recruiter

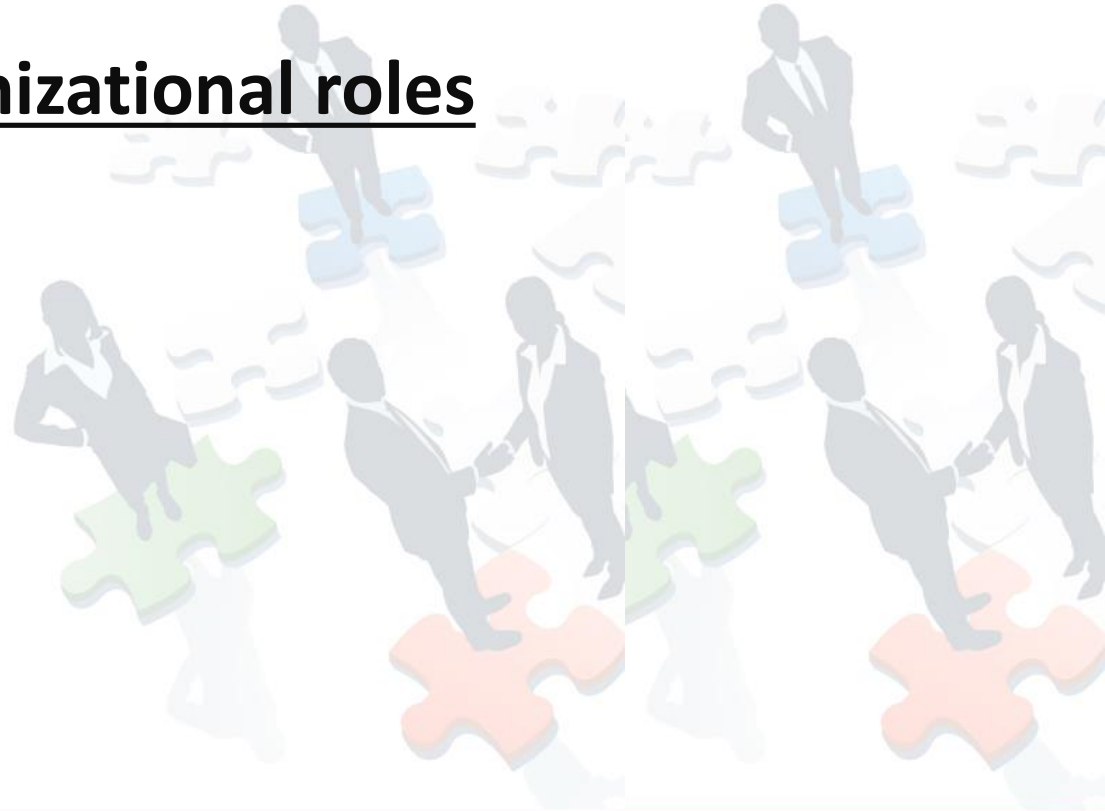


## Education

- High school teacher
- Lecturer in vocational/university education
- Teacher or course organizer in the private sector

## Organizational roles

- Project/Programme Manager
- Group leader / site manager
- Clinical Research



## Law

- Patent Attorney or Patent Examiner
- Regulatory Affairs





# Entrepreneurship & consultancy

- Entrepreneurship – content presentation later today
- Consultancy

# Overview of skills necessary for jobs

ESCO job profiles + required skills:

<https://ec.europa.eu/esco/portal/occupation>

## How can I learn more about these jobs?

- Informational interviews with friends/colleagues
- BCF Insights (interviews, overview of jobs).
- Other resources such as [prospects.ac.uk](http://prospects.ac.uk) / [VDAB.be](http://VDAB.be) / [biospace.com](http://biospace.com).
- Talking to recruiters.
- Going to career presentations
- LinkedIn searches for professionals with job titles of interest.
- Reading through vacancy descriptions

# Where to find suitable jobs?

## ➤ **Recruitment agencies**

- *CLS Services*
- *Bird recruitment*
- *Balans*
- *Checkmark*
- *Hays*
- *Lab Resource*
- *Kelly Scientific Resources*
- *SIRE*
- *People in Science*
- *My Recruitment*
- *PSR Pharma Resource*

- *QTC*
- *Science at Work*
- *Thema Group*
- *TMC*
- *Real Staffing*
- *Herakles Pharma*
- *Pro Clinical*
- *Derks & Derks*
- *Michael Page*
- *Match Recruitment*
- *Progressive Recruitment*

# Where to find suitable jobs?

➤ **Vacancy websites**


- *BCF Jobs*
- *Indeed*
- *Linkedin*

➤ **Overview lists of companies / learning more about the sector**

- *Science Parks: Leiden – Utrecht - Amsterdam - Brightlands - Pivot Park - Health Valley - Medical Delta*
- *Events: BCF Career Event, Innovation for Health, Dutch Life Sciences Conference, Health Valley Event, Knowledge for Growth, Bio Europe*
- *Dutch Life Sciences database*

## BioBusiness Summer School raffle

- *Subscribe at the BioBusiness Summer School booth*
- *Be present at 16.00 when the winner is announced*



Thank you for your attention and good luck with your future careers!

For any questions following the session, see my contact details below or reach out via linkedin.

Contact details:  
Remco Jongkind, Hyphen Projects  
[r.jongkind@hyphenprojects.nl](mailto:r.jongkind@hyphenprojects.nl)