


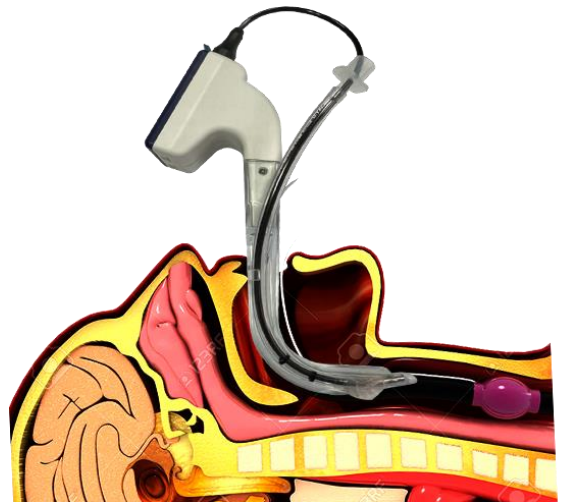


A video laryngoscope during laryngoscopy,
a video bronchoscope during intubation.

Jescope J1000



Put the tip under the epiglottis,
channeled blade will bring the tube to
bullseye the cords.



3-inch color
monitor provides
instant and clear
vision of vocal
cords.



The stylet
camera has LED
light source.

The specifications of Monitor



3-inch monitor in color screen.

2 AA batteries.

3 sizes of blade.

The specifications of J-Blades



The blade is designed in an arc shape, and the tenon can be connected with the monitor.



To integrate endotracheal tube, camera and blades.

Three sizes of "J-Blades"
Large(L) 、 Medium (M) 、 Small(S)



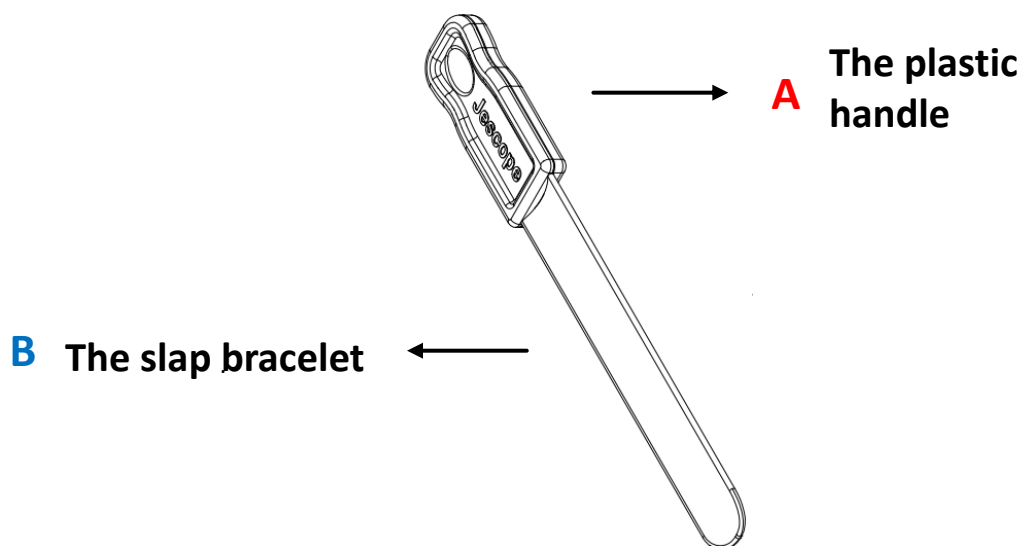
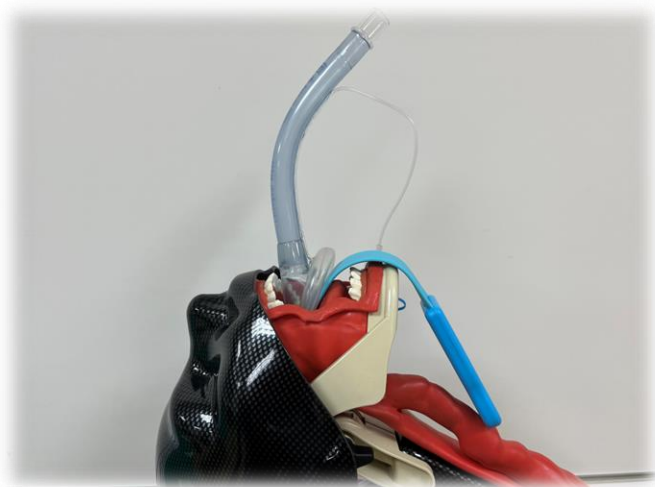


Jescope J-TD



Jescope J-TD is a tongue depressor to facilitate the insertion of laryngeal mask airway.

Put the tongue depressor into the patient mouth, and then the slap bracelet will roll up patient's tongue.





**A video laryngoscope during laryngoscopy,
a video bronchoscope during intubation.**

J-Berman & J-Nasal Airway



J-Berman is the oropharyngeal airway comprising a plurality of fenestrations and a curved tube, wherein the curved tube includes a curved front section including a front end. It makes the device go beyond patients' epiglottis, and it will establish a continuous breathing passage regardless of the length thereof.



By inserting into the patient's nasopharynx, the J-Nasal Airway can help establish a smooth breathing passage from a patient's nostril to the tongue base or laryngopharynx.

