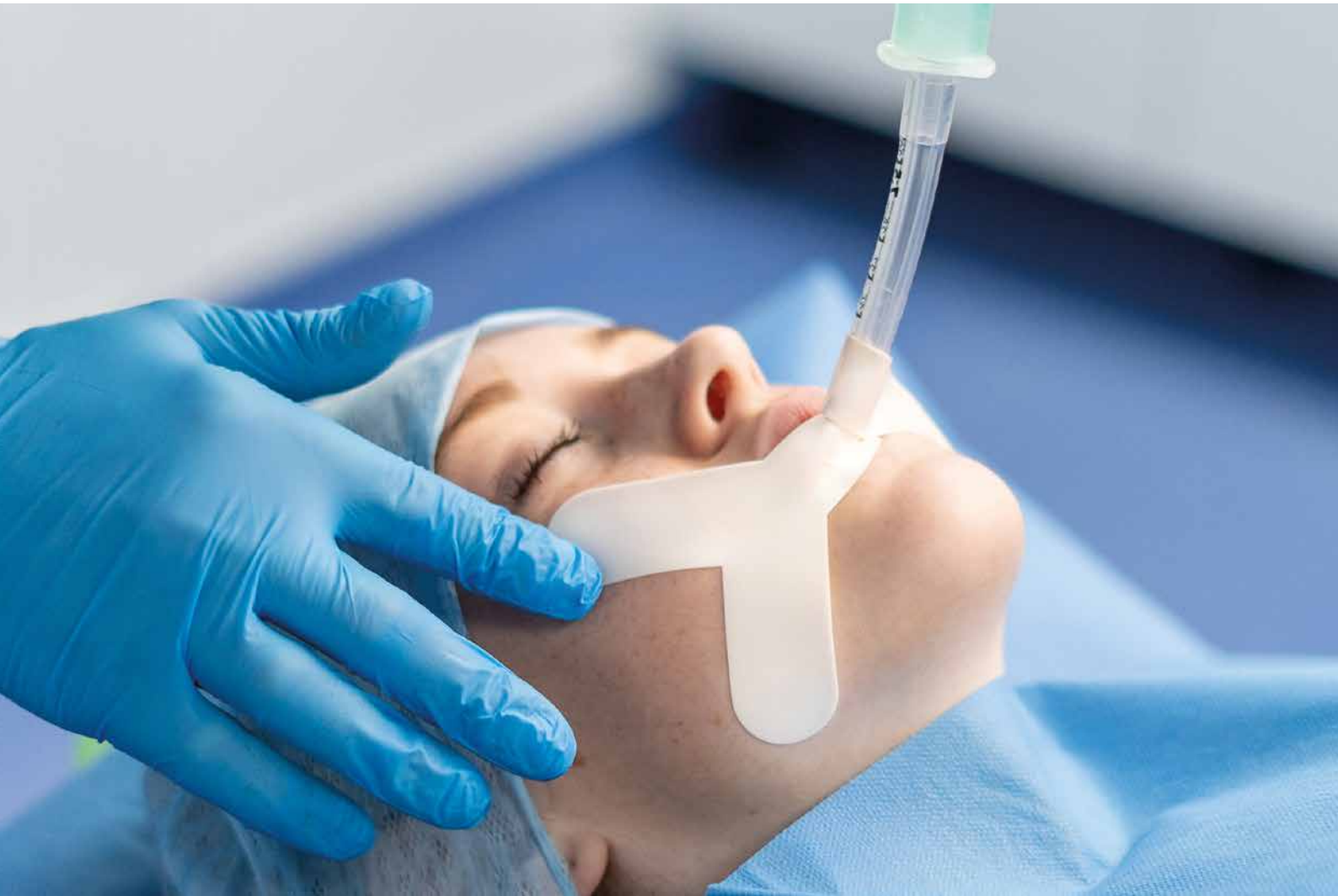


# Y LEAFix

AIRWAY FIXATION DEVICE



**Say Goodbye to  
Tape and Ties:  
A New Standard In  
Airway Securement**

The End of Improvised Solutions Starts Here





# The Problem: Unsafe, Improvised Solutions For A Critical Task

## Tape.

### Looks harmless, right?

To the untrained eye, it's just a roll of tape. But everyday in healthcare settings worldwide, this multipurpose tool is used to secure something critical: the patient airway.

### Yes, really.

A patient's lifeline is often held in place using basic tape - not designed for this purpose and with no clinical guidance. If it dislodges, the results can be catastrophic.

- ⓧ **Tape isn't made for airway securement.** It breaks easily, varies in quality, and offers no guarantee of reliability.
- ⓧ **It carries infection risk,** often transported in pockets or left on unclean surfaces before being used on patients.
- ⓧ **It damages skin,** especially in vulnerable patients.

Tape is not a regulated medical device for airway securement. It's time to move from improvised to intentional.



## The patient airway is a vital lifeline during general anaesthesia, emergency interventions, and critical care.

In the Operating Theatre, a wide range of airway devices are used - often in complex scenarios and challenging positions, such as the prone position, where securing the airway becomes even more difficult.

Due to these factors, there is no standardised method for airway securement. Furthermore, the lack of purpose-designed tools and clear guidance forces healthcare professionals to improvise.

Around the world, tape and ties — neither designed for the function - are routinely used to secure airway devices. These makeshift solutions not only lack consistency but can compromise patient safety.

Let's take a closer look at the risks and the true costs of using tape and ties in airway securement.

### Key Risks of Traditional Methods:

- ⓧ Materials that are unsafe for airway securement
- ⓧ Increased potential for cross-infection
- ⓧ Injury risk to patients

## Ties.

Everyday tools in clinical practice deserve scrutiny - especially when patient safety is at stake.

Cotton ties, though commonly used, are not designed for airway securement and wouldn't pass current medical device regulations. Here's why it's time to rethink this outdated method:

- ⓧ **Risk of venous occlusion:** Ties wrapped around the head can restrict drainage - especially problematic in the steep Trendelenburg position.
- ⓧ **Pressure injuries:** Prolonged use can cause facial damage, especially at the mouth corners.
- ⓧ **Poor hygiene:** Cotton absorbs moisture, compromising strength and cleanliness.
- ⓧ **Time-consuming prep:** Cutting ties to size adds unnecessary steps.
- ⓧ **Inconsistent tension:** Knots vary, impacting stability.



# The Solution: Leafix



## Key features:

### For generations, clinicians have relied on tape and ties to secure patient airways.

**Why? Because there's never been a better alternative - until now.**

Remember when tape was used to secure cannulas? That practice is long gone, replaced by dedicated, purpose-built dressings.

The same goes for eye protection during anaesthesia. Today, clean, specialised solutions are the norm.

So why are we still using improvised methods for something as critical as airway securement?

#### Leafix: A modern solution for modern healthcare.

- ✓ **EU MDR compliant**
- ✓ **Latex-free and hypoallergenic**
- ✓ **Secure hold, even with facial hair**
- ✓ **Minimises injury risk**
- ✓ **One solution for multiple clinical scenarios**

### The time for change is now!

Leafix is a patented, Class I medical device designed to replace off-label practices in airway management - a one-stop solution for all airways and scenarios in Operating Theatres:

**Let's move forward - safely, confidently, and professionally.**

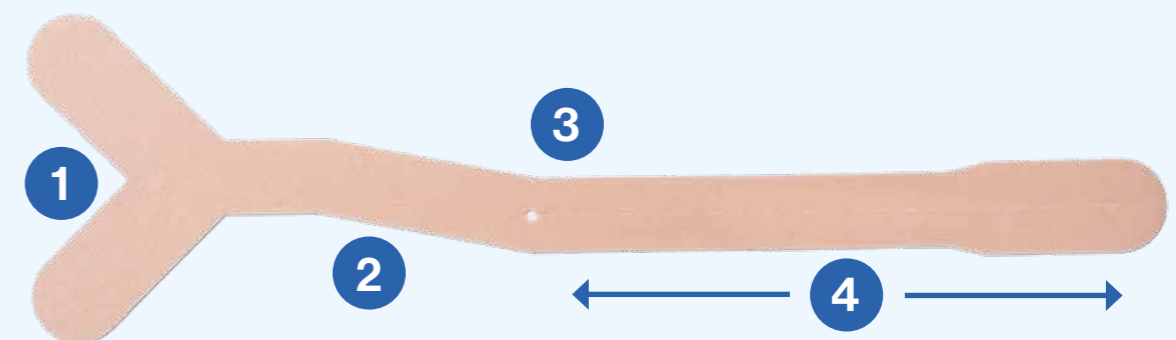


#### 1 Y-Shaped Anchor Design

Purposefully shaped to anchor securely to the mandible and maxilla, this design distributes pressure evenly-minimising tube movement and reducing the risk of dislodgement during even the most complex procedures.

#### 2 Angled Section for Enhanced Wrap

The angled shaft is designed to naturally conform around the airway tube, promoting a secure fit while preventing the adhesive from sticking to itself during application.



#### 3 Perforation Guide Marker

The small punched hole marks the end of the perforated zone.

It ensures clean tearing and precision during application, eliminating the risk of tearing beyond the intended point.

#### 4 Perforation for flexibility

Leafix adapts to your needs.

- Use the device as a single unit
- Tear along the perforation for dual-anchor placement
- Or apply the "trouser-leg" technique for a firm wrap around the tube

# Engineered for Performance and Patient Comfort

# Setting A New Standard in Patient Safety

At the heart of Leafix is its advanced foam acrylic adhesive - specially selected to deliver the ideal balance between skin safety and airway security.

- ✓ **Gentle on skin** - Ideal for all patient types, including those with sensitive or fragile skin.
- ✓ **Strong on the tube** - Provides reliable hold on plastic airway devices without slippage.
- ✓ **Fluid-resistant** - Designed to withstand exposure to saliva, sweat, blood, and other common fluids during procedures.

## Smart Design, Backed by Clinical Insight



Leafix is more than just a product- it's a step forward in patient safety.

But innovation doesn't stop at the product.

We're committed to raising awareness and improving practice in what remains a neglected area of patient care: airway device securement.

## Support That Goes Beyond the Device

Introducing the Leafix Training Portal - a comprehensive online resource built by clinical experts.

Join us in transforming airway securement from an afterthought into a clinical standard.

### Leafix + Training Portal = A Complete Solution for Safer Practice

- ✓ **Step-by-step instructional videos**
- ✓ **Procedure-specific training guides**
- ✓ **Content tailored to real-world theatre scenario**
- ✓ **Best practice recommendations**

Simply select the appropriate airway device from the full list and select one of several videos, demonstrating the flexibility of the Leafix device.

Start  
learning  
today.



# Don't just take our word for it.



## Read real-world testimonials from clinicians using Leafix every day.

We've also captured Leafix in action at Benenden Hospital in Kent, UK- where it's now used in the majority of anaesthetic procedures.

“

Prior to the introduction of the Leafix system there was limited options for securing the airway, predominantly transpore tape being the most popular.

Transpore tape however had concerning issues due to infection control risks, often the tape would be rolling around in pockets, on floors, collecting bacteria by means of fluff, sputum etc.

Endotracheal tubes were traditionally tied in with cotton tape and could often cause injury to the patient from over tightening, leaving indents and sores to patient's mouth, especially during long procedures.

Leafix is a single use item and is a hygienic alternative to ordinary tape, hypoallergic and easy to fix, multifunctional for all airway use, it is especially useful for patients with facial hair as it bonds very effectively.

I highly recommend Leafix, which has been a long time in the making, but now a welcome innovation in anaesthesia which supports good practice”.



Tracy Lanaway  
Senior Theatre Practitioner  
Benenden Hospital, UK

Scan the QR code to watch the full video and hear directly from the team.

Hear from  
Benenden  
Hospital



“

The Leafix Tube Securement Device has made a great improvement to the way in which we secure an airway in the Cardiology Cath Labs.

From using fabric ties that frequently caused cuts and splits to the patient's mouths and the risk of the tube not being secured properly has been eliminated with the Leafix. It has improved patient safety and limited minor injuries to the patients all whilst being incredibly easy to use and remove.

Charlee Reeve  
Lead ODP  
Norfolk & Norwich University Hospitals NHSFT

“

Since we introduced the Leafix into our department, we have found it an intuitive and effective device to secure airway ETTs and LMAs.

Most benefit has been for holding endotracheal tubes for patients having prolonged surgery, removing the risk of perioral tissue damage caused by tube ties and for patients in the prone position.”

Consultant Anaesthetist  
London, UK

“

I think the LEAFIX is fantastic. It's lightweight, easy to store, intuitive and more environmentally friendly than our previous devices. It's robust and strong avoiding ETT /Igel migration. I like the fact it can be used on beards and will not obstruct venous drainage. It's a very simple and effective piece of kit.

Prehospital Emergency Medicine Consultant  
North West England

“

LEAFix is a brilliant help for fixing LMA'S & E.T.T'S, I use LEAFix all the time it's versatile and easy to apply and is great on the patients skin. I use it instead of Elastoplast for fixing reinforced/flexible E.T.T. It's split already and easy to use.

You can reapply the LEAFix if you don't get it right first time. I would use nothing else when fixing LMA's & E.T.T's, a great product.”

Duncan Wright  
Senior Operating Department Practitioner  
Royal Surrey NHS Foundation Trust, UK

“

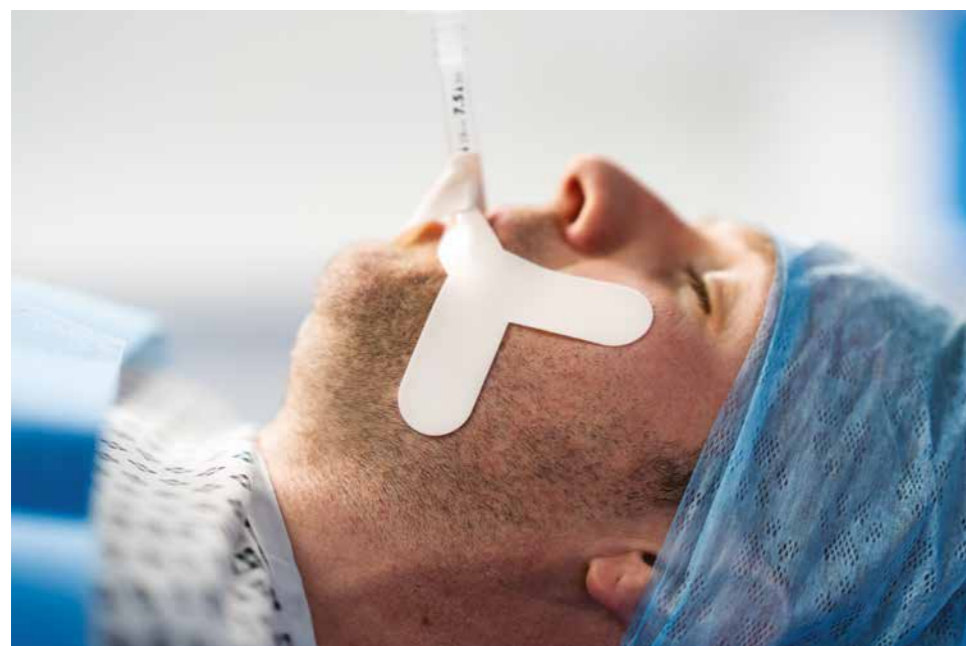
We secured the endotracheal tube (ETT) with LEAFix for a patient undergoing a three-hour surgical procedure. I was genuinely impressed that no marks were left by the Leafix that we can experience with standard tape.”

Consultant Anaesthetist  
Liverpool, UK

“

LEAFix is gentle on the patient's skin, keeps the airways properly secure, and sticks properly.

Anaesthetics Team  
Saint Bernard's Hospital  
Gibraltar Health Authority



# Why Change? Here's the Proof.

We understand the pressures of modern healthcare - budgets are tight, and every decision must be justified. So why introduce a new medical device and associated cost where only a negligible cost exists currently?

Because patient safety can't afford to be overlooked.

That's why we commissioned an independent report to assess real-world practices in UK hospitals, drawing on:

- Surveys with front-line healthcare professionals
- Focus groups with anaesthetic and theatre teams
- Freedom of Information (FOI) requests to NHS Trusts

This isn't just a safety issue - it's a clinical and regulatory gap. And now, it's time to close it.

**Download the full report**



## Contact Information

If you'd like to speak to us about your requirements, get in touch with our team today.



**0203 780 8188**



**mail@innovelmedical.co.uk**



**www.innovelmedical.co.uk**



**innovel**



Printed on recycled paper