

IAA-PDC-23-01-51  
JWST OBSERVATIONS OF THE DIDYMOS-DIMORPHOS SYSTEM

Cristina A. Thomas<sup>(1)</sup>, Andrew S. Rivkin<sup>(2)</sup>, Ian Wong<sup>(3)</sup>, Tony Roman<sup>(4)</sup>, Jian-Yang Li<sup>(5)</sup>, Eugene Fahnestock<sup>(6)</sup>, Matthew M. Knight<sup>(7)</sup>, William Oldroyd<sup>(1)</sup>, Colin O. Chandler<sup>(8)</sup>, Tony Farnham<sup>(9)</sup>, Stefanie N. Milam<sup>(3)</sup>, Heidi B. Hammel<sup>(10)</sup>, Bryan Holler<sup>(4)</sup>, John Stansberry<sup>(4)</sup>

<sup>(1)</sup>Northern Arizona University,  
PO Box 6010, Flagstaff, AZ 86011, 928-523-0294, [cristina.thomas@nau.edu](mailto:cristina.thomas@nau.edu)

<sup>(2)</sup>JHU Applied Physics Laboratory

<sup>(3)</sup>NASA Goddard Space Flight Center

<sup>(4)</sup>Space Telescope Science Institute

<sup>(5)</sup>Planetary Science Institute

<sup>(6)</sup>NASA Jet Propulsion Laboratory/Caltech

<sup>(7)</sup>United States Naval Academy

<sup>(8)</sup>University of Washington

<sup>(9)</sup>University of Maryland

<sup>(10)</sup>AURA

**Keywords:** DART, JWST, Didymos, Dimorphos

**Extended Abstract—**

**Overview**

NASA's DART (Double Asteroid Redirection Test) impacted Dimorphos, the secondary of the near-Earth binary asteroid (65803) Didymos, on September 26, 2022 in the first test of kinetic impact for asteroid deflection (Daly et al. 2023). Telescopes around the world and in space monitored the Didymos-Dimorphos system before, during, and following the impact to study the change in orbital period, the evolution of the ejecta, and the physical properties of the target bodies.

Our JWST observations are part of a Guaranteed Time Observation program. At the time of impact, the non-sidereal rate of motion for Didymos (~110 mas/sec) was far beyond the nominal JWST tracking limit (30 mas/sec at the time). Following a series of test observations in early September 2022, we were able to observe Didymos at the full tracking rate with NIRCcam immediately before and in the hours after impact. We obtained follow-up NIRCcam imaging as well as spectra with NIRSpec and MIRI a couple of months after impact once the non-sidereal rate had fallen below 30 mas/sec. At this time, a large fraction of the ejecta had moved to the tail so our data are dominated by light from Didymos. Our spectra are the first measurements of Didymos taken in these wavelengths.


Instrument	Mode & Wavelength	UT Date
NIRCcam	F090W & F430M	26-27 September 2022
NIRSpec	Fixed Slit, Prism (0.6–5.3 $\mu\text{m}$ )	27 November 2022
MIRI	Medium Resolution Spectroscopy (4.9–27.9 $\mu\text{m}$ )	4 December 2022
NIRCcam	F090W & F430M	9 December 2022

**NIRCcam at Impact**

JWST observed the Didymos system with NIRCcam over a period of approximately 5 hours beginning shortly before impact. The successful Didymos impact observations used non-sidereal tracking at a rate greater than three times the then-nominal JWST tracking rate. The cadence of the images was determined by the availability of guide stars and the amount of time the star remained in the Fine Guidance Sensor aperture. The impact observations include 9 visits of approximately 5 minutes.

These observations show the evolution of the ejecta near the asteroids in the hours after impact with a resolution of ~1.7 km/pixel on the short wavelength

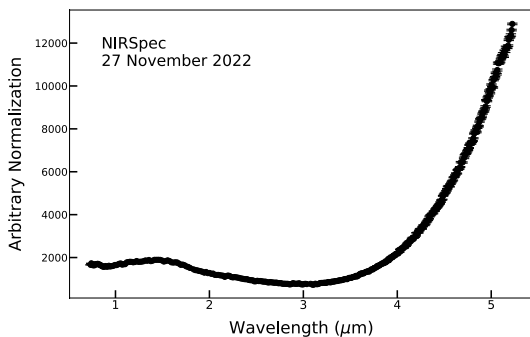
detector. A second set of NIRC*am* observations were taken on 9 December to show the state of the ejecta closest to Didymos and Dimorphos at that time (short wavelength resolution  $\sim 4.1\text{km/pix}$ ). These images cover the smallest field of view and highest spatial resolution of our telescopic observations.



### NIRSpec (0.6-5.3 $\mu\text{m}$ )

The NIRSpec data show an S-type spectrum and significant thermal excess. There is no clear absorption feature at  $3\ \mu\text{m}$ , which implies no abundant hydrated minerals. A weak feature in this wavelength region is still possible and will be investigated. Ground-based observations of nominally anhydrous near-Earth objects have shown that  $3\ \mu\text{m}$  features with band depths of a few percent are present on some S-types (Rivkin et al. 2018, McGraw et al. 2022).

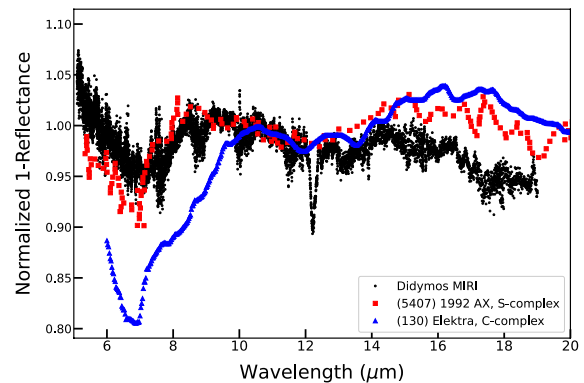
We used the thermal contribution to perform independent assessments of Didymos' thermal properties. Using the Harris & Drube (2016) method, we estimate the thermal inertia to be  $\sim 350\ \text{Jm}^{-2}\text{K}^{-1}\text{s}^{-1/2}$ . A more rigorous assessment of thermal inertia (Rozitis, personal communication) finds a thermal inertia of  $370 \pm 20\ \text{Jm}^{-2}\text{K}^{-1}\text{s}^{-1/2}$ . The calculated thermal inertia for Didymos is similar to Bennu ( $350 \pm 20\ \text{Jm}^{-2}\text{K}^{-1}\text{s}^{-1/2}$ , DellaGiustina et al. 2019) and other asteroids of similar size (MacLennan & Emery 2021). MIRI data will provide another assessment of thermal inertia once the data can be fully calibrated.



### MIRI (4.9-27.9 $\mu\text{m}$ )

The MIRI medium resolution spectrometer (MRS) observes a set of three simultaneous exposures of the 4 integral field units (IFUs). A complete spectral analysis is dependent on upcoming flux calibrations (specifically at  $\lambda > 20\ \mu\text{m}$ , see figure below) that will enable more accurate joining of the spectral segments.

The Didymos spectrum has emissivity features consistent with LL ordinary chondrites and S-type asteroids, but is different from other asteroid spectral types (e.g., Marchis et al. 2012).



### References

Daly et al. 2023, Nature, <https://doi.org/10.1038/s41586-023-05810-5>  
 DellaGiustina et al. 2019, Nature Astronomy, 3, 341-351  
 MacLennan & Emery 2021, PSJ, 2, 161  
 Marchis et al. 2012, Icarus, 221, 1130-1161  
 McGraw et al. 2022, PSJ, 3, 243  
 Rivkin et al. 2018, Icarus, 304, 74-82