

Trajectory of MobiliseYourCity from 2015 to now

07 November 2023





About the partnership

Our main partners

Cumulative projected results

Future of
MobiliseYourCity

2 - Introduction to MobiliseYourCity Partnership

INTERNAL. This information is accessible to ADB Management and staff. It may be shared outside ADB with appropriate permission.

1

Introduction to the Partnership





- Launched at COP in 2015 in Paris
- Our mission is to incubate solutions, accelerate the adoption of proven approaches, and facilitate complex change processes to transform urban mobility

4 - Introduction to MobiliseYourCity Partnership

Since 2015 our partnership is now 107 partners strong

Our members and donors

70 Cities

15 Countries

6 Donors

Latin-America and the Caribbean

Countries

Colombia
Dominican Republic
Ecuador

Cities

Córdoba, Argentina	Ambato, Ecuador
Baixada Santista, Brazil	Cuenca, Ecuador
Belo Horizonte, Brazil	Loja, Ecuador
Brasília, Brazil	Quito, Ecuador
Curitiba, Brazil	Puebla, Mexico
Fortaleza, Brazil	Arequipa, Peru
Recife, Brazil	Trujillo, Peru
Teresina, Brazil	
Ibagué, Colombia	
Havana, Cuba	
Santo Domingo, Dominican Republic	

Eastern Europe

Cities

Chernivtsi, Ukraine
Lviv, Ukraine
Poltava, Ukraine
Vinnytsia, Ukraine
Zhytomyr, Ukraine

Donors

European Union
France (AFD, FFEM, MTE)
Germany (BMUV, BMZ)

Africa

Countries

Burkina Faso
Cameroon
Ethiopia
Madagascar
Morocco
Togo
Tunisia
Uganda

Cities

Bobo Dioulasso, Burkina Faso	Fes, Morocco
Ouagadougou, Burkina Faso	Kenitra, Morocco
Douala, Cameroon	Khemisset, Morocco
Yaoundé, Cameroon	Khouribga, Morocco
Dire Dawa, Ethiopia	Marrakech, Morocco
Hawassa, Ethiopia	Oujda, Morocco
Kumasi, Ghana	Sefi, Morocco
Abidjan, Ivory Coast	Settat, Morocco
Bouaké, Ivory Coast	Maputo, Mozambique
Antananarivo, Madagascar	Windhoek, Namibia
Mahajanga, Madagascar	Niamey, Niger
Nouakchott, Mauritania	Dakar, Senegal
Agadir, Morocco	Mbour, Senegal
Al-Assima (Rabat Salé), Morocco	Thiès, Senegal
Beni Mellal, Morocco	Dodoma, Tanzania
Casablanca, Morocco	Lomé, Togo
El Jadida, Morocco	Sfax, Tunisia

Asia

Countries

India
The Philippines
Sri Lanka
Thailand

Cities

Yerevan, Armenia
Phnom Penh, Cambodia
Tbilisi, Georgia
Ahmedabad, India
Kochi, India
Nagpur, India
Medan, Indonesia
Mandalay, Myanmar
Abbottabad, Pakistan
Mingora, Pakistan
Peshawar, Pakistan
Kurunegala, Sri Lanka
Ankara, Türkiye

We work together as partners to shape low-carbon mobility systems

Donors:



Implementing Partners:



Knowledge and Network Partners:



In collaboration with:



In 2019, we defined the services we offer to cities and countries

1

MOBILITY PLANNING

Supporting implementation and investment ready plans for inclusive and low-carbon transport

Day 3
Session 1

- Supporting member cities in preparing city-level sustainable mobility plans and project preparation
- Supporting member countries in preparing country-level urban mobility policies and investment programs
- Deploying digital technology to improve mobility planning

2

CAPACITY BUILDING

Equipping practitioners with tested and scalable solutions

- Developing tailored methodologies and tools for our focus areas
- Scaling our training offer to mobility professionals through strategic partnerships
- Enhancing our digital platform for trainings, exchange and knowledge dissemination

3

ADVOCACY

Encouraging institutions and individuals to embrace and resource sustainable mobility

- Communicating local results to influence the global agenda
- Engaging new partners and members to animate ambitious action
- Empowering local behavioural change through evidence-based messaging

2

Our collective efforts are paying off




Leveraging finance from SUMP and NUMPs

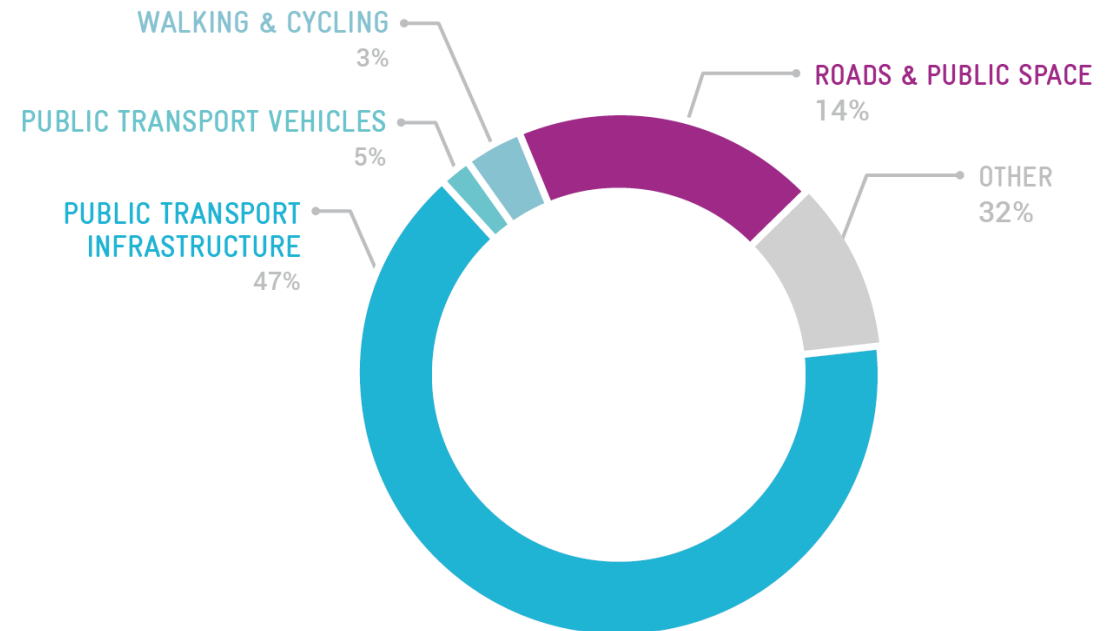
40.7 M€ Donor contribution

 COMPLETED

16 SUMPs

5 NUMPs

 An additional 13 SUMPs and 5 NUMPs are currently being supported, which will increase the identified investment needs, leveraged finance and impacts.



22.28 B€ Identified investment needs

Leveraged finance

1.7 B€

DESTINATION

Countries 1,155 M€

Cities 538 M€

SOURCES

Domestic 38%

International loans 57%

International grants 5%

Financed investments

PUBLIC TRANSPORT VEHICLES

14%

394 Buses (incl. BRT)

PUBLIC TRANSPORT INFRASTRUCTURE

68%

10 Metro and tram lines

13 BRT and bus corridors

34 Hubs, stations, depots

WALKING AND CYCLING

2%

ROADS AND PUBLIC SPACE

7%

Types of projects financed

OTHER

9%



The percentages represented in the pie charts cover SUMP's investments, which represent a total investment need of 12.99 B€.

15.56 MtCO₂e mitigation of annual GHG emissions in 2030 (compared to BAU)

8.8 Million people with improved access to public transport

+5% Modal share of sustainable transport modes (compared to BAU)

832 Lives saved annually through better road safety

✓ Improved job quality for transport workers

Projected impacts




Contributing to low-carbon, safe, and just cities

3

A growing body of MobiliseYourCity methodological and technical support



MobiliseYourCity tools and methodologies



Paratransit in Asia



Recommendations to Abidjan



SUMP Annotated Table of Contents



Core Indicators and Monitoring Framework




Monitoring and Reporting Approach for GHG Emissions



NUMP Toolkit



SUMP Toolkit



SUMP Guidelines




SUMP Model Terms of Reference



SUMP FAQs




Understanding Paratransit



NUMP Model Terms of Reference



NUMP Guidelines



Participatory processes in urban mobility planning



Reforming Paratransit



Driving change: reforming urban bus services




Going electric: A pathway to zero-emission buses



Emissions Calculator




Modelar y planificar la movilidad urbana en tiempos de crisis



Modelling Topic Guide

Available soon:

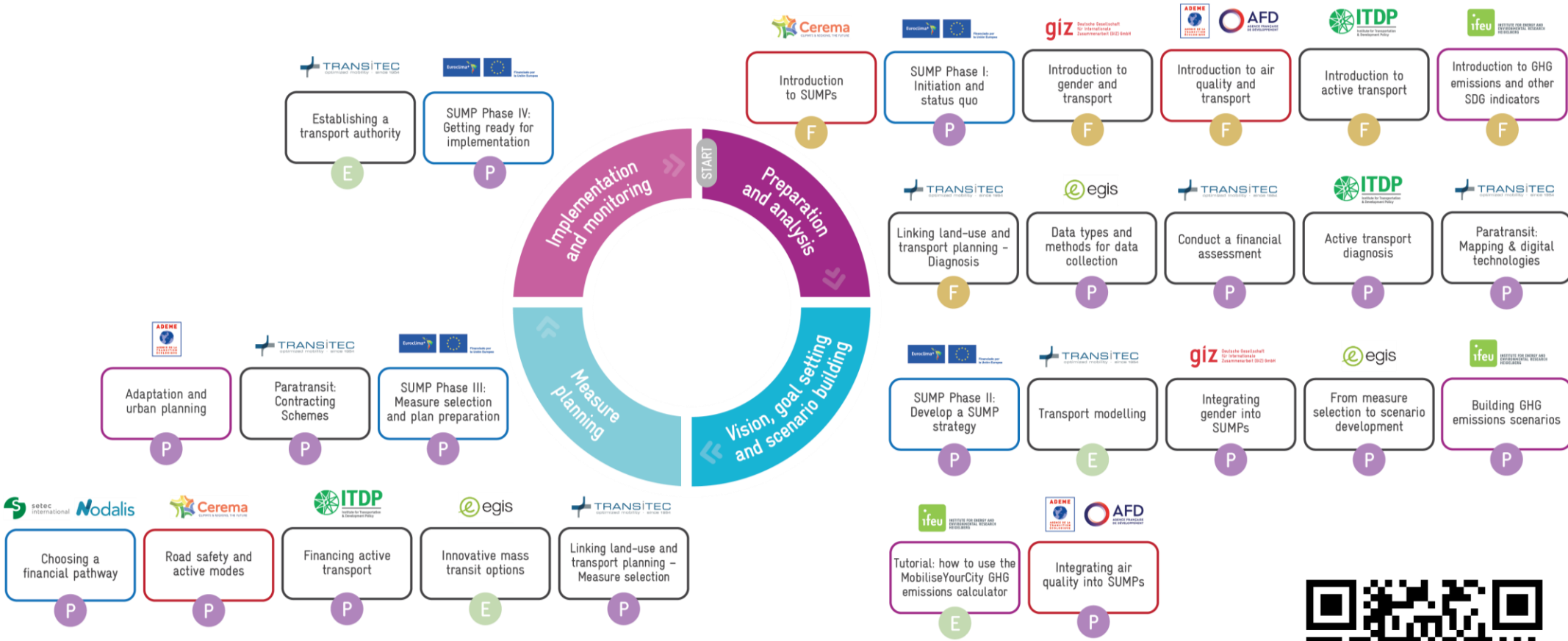
- Land use & mobility planning
- Contracting schemes for paratransit
- Transport modelling
- Governance
- Climate change adaptation



SCAN TO ACCESS THE TOOLS



MobiliseYourCity's training materials



Funded by

- European Commission
- Federal Ministry for the Environment, Nature Conservation, Nuclear Safety and Consumer Protection
- AFD (Agence Française de Développement)
- Multiple donors

Levels of proficiency

- F** Fundamentals
- P** Practitioner
- E** Expert



[Download the materials](#)

In 2021, we decided to go further to implementation

4 IMPLEMENTATION SUPPORT

Empowering members to bridge planning with implementation for green and just cities

- Piloting small-scale innovative finance to support walking and cycling
- Professionalizing and formalizing jobs in the paratransit sector
- Supporting governance, institutional and regulatory reforms to enable implementation

Day 2 Session 5

Day 2 Session 4

Day 3 Session 2

Thank you for your attention

Keep in touch



Subscribe to our newsletter



www.mobiliseyourcity.net



contact@mobiliseyourcity.net



[@MobiliseCity](https://twitter.com/MobiliseCity)



[MobiliseYourCity](https://www.facebook.com/MobiliseYourCity)



[MobiliseYourCity](https://www.linkedin.com/company/MobiliseYourCity)

