

NUDGING FOR GOOD: THE FRANI PROJECT



11/19/2024



Ghana
School Feeding
Programme



THE WORLD BANK



UNIVERSITY OF GHANA



Presented By: Esther Abena Gyinde Ampah (RNutr. LN.)
Senior Programme Officer, Health and Nutrition
Ghana School Feeding Programme, National Secretariat



One Hot meal









Effect of inadequate dietary nutrients assessment







REAL-TIME MONITORING

The watch face displays a large analog clock with orange hands. Below the clock, there are several digital readouts and icons: a water drop icon labeled 'Cal', a heart rate icon with '93', a 'Food portions' icon with a bar chart, and a 'Nutrition' icon with a gear. A large digital display shows '92:39'. The watch is surrounded by various data visualization elements: a bar chart at the top right, a line graph at the top left, a bar chart at the bottom left, and a circular gauge at the bottom left. The entire interface is set against a teal background with a grid pattern.

REAL-TIME MONITORING

REAL-TIME MONITORING

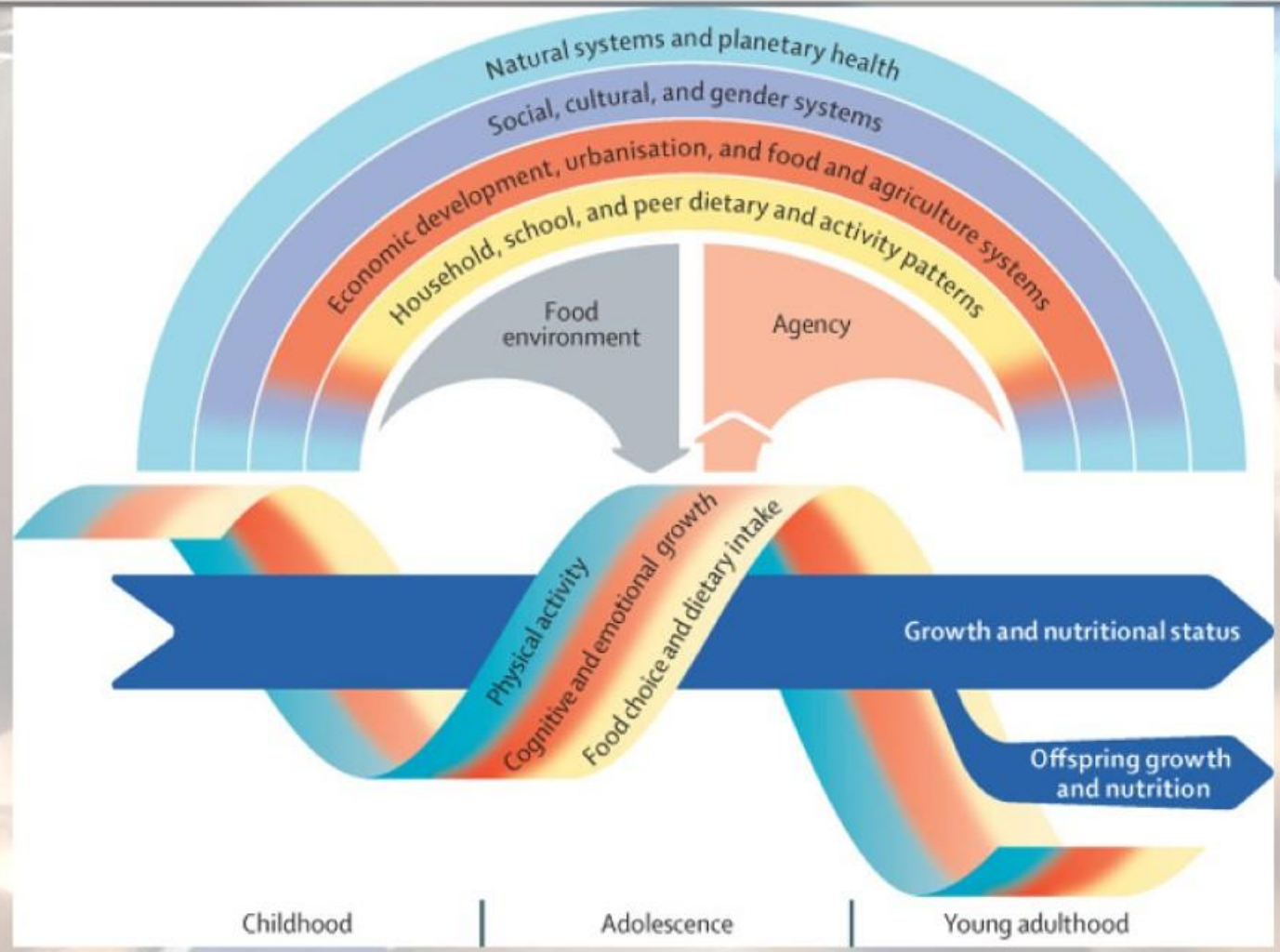
Cal

93

Food portions

Nutrition

92:39



JOURNAL ARTICLE

Relative validity of a mobile AI–technology– assisted dietary assessment in adolescent females in Vietnam

Phuong Hong Nguyen [✉], Lan Mai Tran, Nga Thu Hoang,
Duong Thuy Thi Truong, Trang Huyen Thi Tran, Phuong Nam Huynh,
Bastien Koch, Peter McCloskey, Rohit Gangupantulu, Gloria Folsom,
Boateng Bannerman, Alejandra Arrieta, Bianca C Braga, Joanne Arsenaault,
Annalyse Kehs, Frank Doyle, David Hughes, Aulo Gelli

The American Journal of Clinical Nutrition, Volume 116, Issue 4, October 2022,
Pages 992–1001, <https://doi.org/10.1093/ajcn/nqac216>

Published: 09 August 2022 [Article history ▾](#)



Volume 116, Issue 4
October 2022

Article Contents

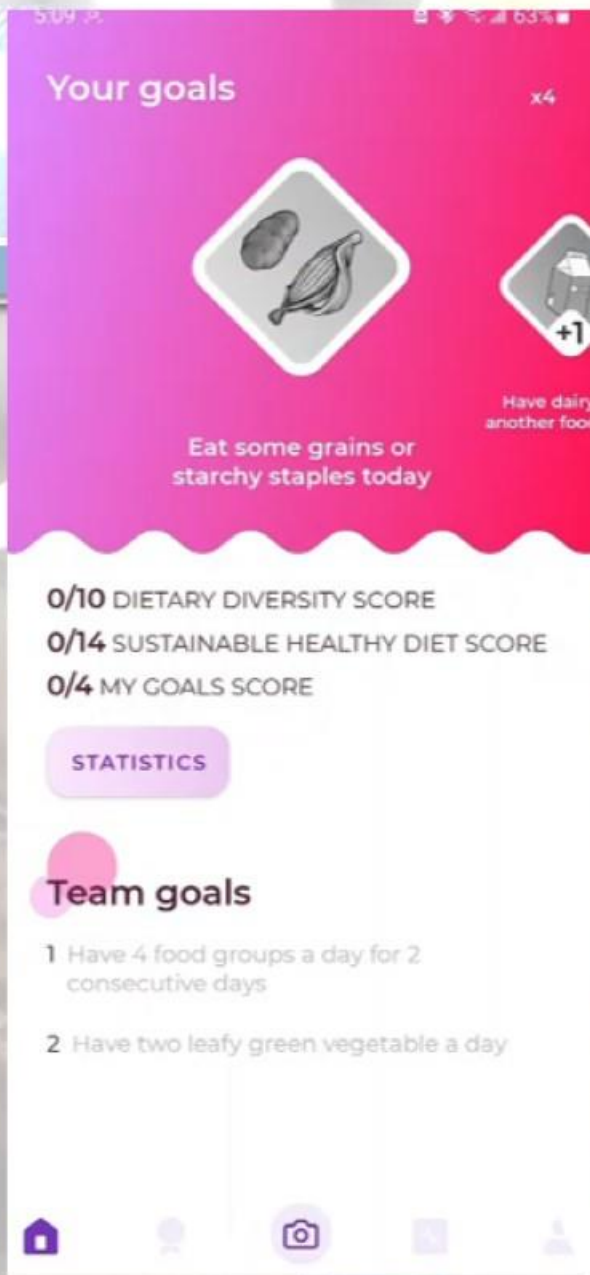
ABSTRACT

Introduction

Validation of Mobile Artificial Intelligence Technology–Assisted Dietary Assessment Tool Against Weighed Records and 24-Hour Recall in Adolescent Females in Ghana

Gloria K. Folsom ^{1,*}, Boateng Bannerman ¹, Vicentia Atadze ¹, Gabriel Ador ¹, Bastien Kolt ²,
Peter McCloskey ³, Rohit Gangupantulu ³, Alejandra Arrieta ², Bianca C. Braga ⁴,
Joanne Arsenaault ⁵, Annalyse Kehs ³, Frank Doyle ³, Lan Mai Tran ⁶, Nga Thu Hoang ⁷,
David Hughes ³, Phuong Hong Nguyen ^{2,8}, Aulo Gelli ²

¹ Nguochi Memorial Institute for Medical Research, University of Ghana, Accra, Ghana; ² International Food Policy Research Institute, Washington, DC, United States; ³ Penn State University, State College, PA, United States; ⁴ Friedman School of Nutrition Policy and Science, Tufts University, Medford, MA, United States; ⁵ Intake – Center for Dietary Assessment, FHI Solutions, Washington, DC, United States; ⁶ Emory University, Atlanta, GA, United States; ⁷ National Institute of Nutrition, Hanoi, Vietnam; ⁸ Thai Nguyen University of Pharmacy and Medicine, Thai Nguyen, Vietnam



FRANI (Food Recognition
Assistance and Nudging
Insights)



Mask opacity

User

ID 345

Name

Email

Country Ghana

Meal

ID 23379

Recorded on 2022-08-05T17:38:13Z

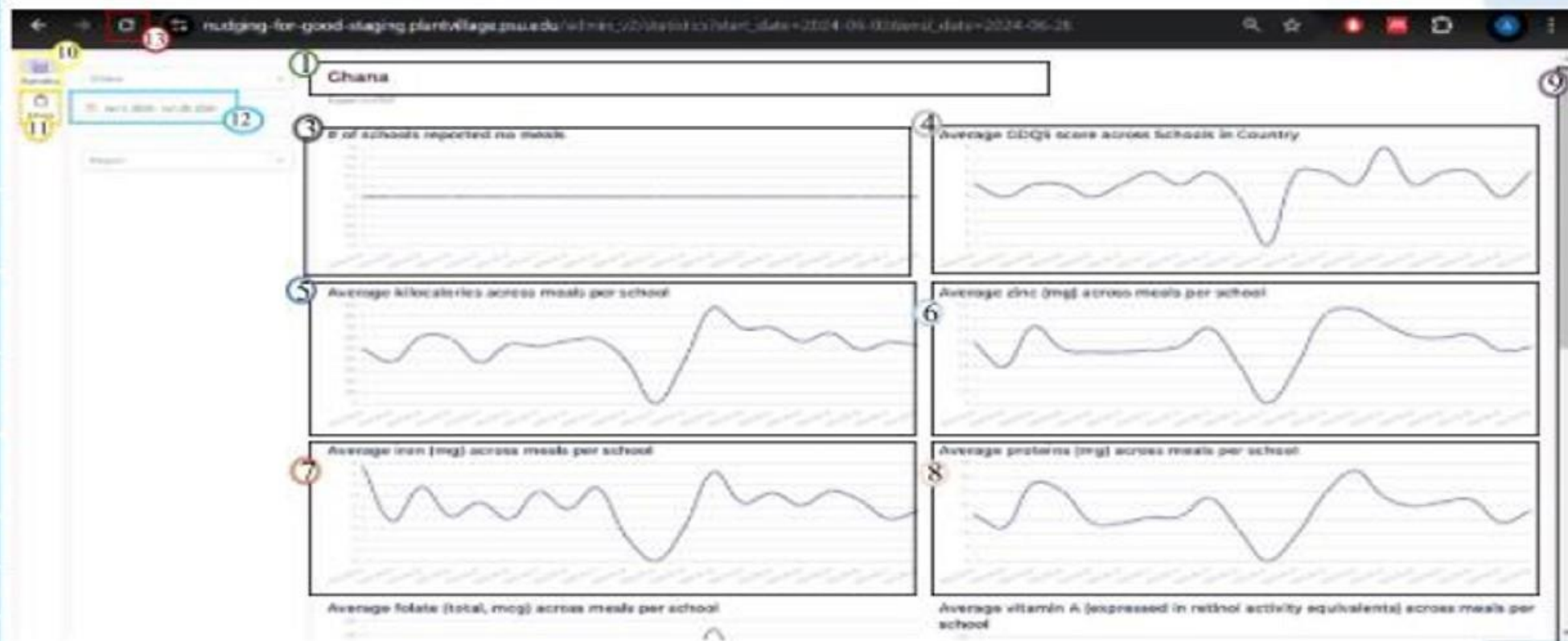
Recorded for 2022-08-05

Entry method Photo

Photo	Photo
Photo mask	Mask
Recognized class	Yam boiled
Recognized class ID	111
Estimated weight	282.876589790215
Portion size	313.3 g (API)
Confirmed At	2022-08-05T17:45:57Z
User confirmed day	today

2.0. Dashboard Navigation

1	Country for which data is displayed
2	-----
3	Number of schools which reported no meals in Ghana
4	Average GDQS score across schools in Ghana
5	Average kilocalories across meals per schools in Ghana
6	Average zinc(mg) across meals schools in Ghana
7	Average iron(mg) across meals per school in Ghana
8	Average proteins(mg) across meals per school in Ghana
9	Average vitamins(mg) across meals per school in Ghana
10	Scroll bar
11	Statistics
12	Meals Tab
	Time frame selection
3	Browser reload



Meals

Meal ID

Meal 46727

Meal 46726

Meal 46725

Meal 46724

Meal 46723

Meal 46722

Meal 46721

Meal 46720

Meal 46719

Meal

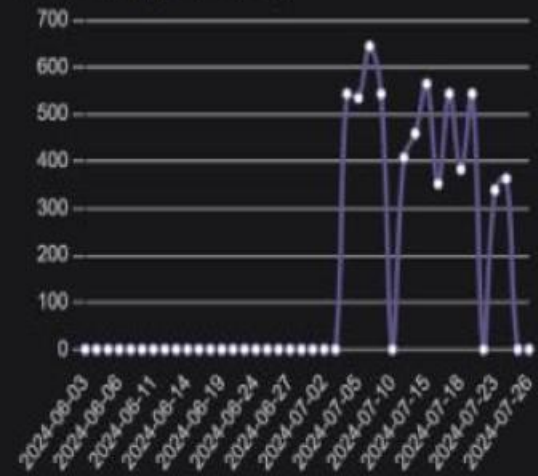


Image 0

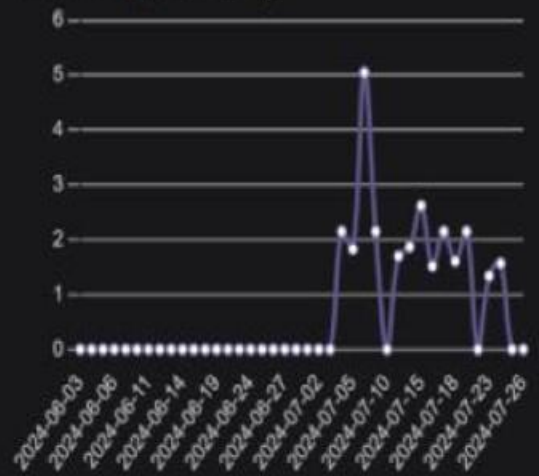
Image mask



meals per day



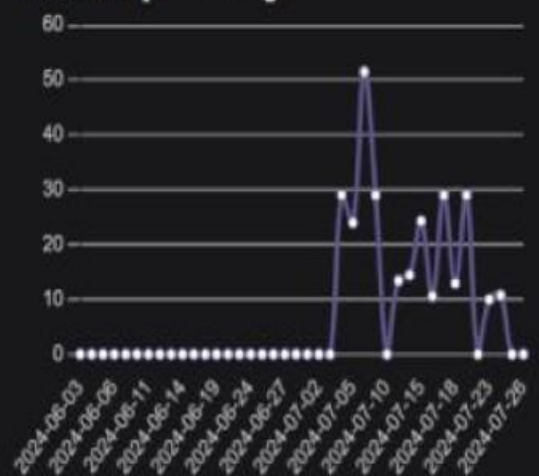
meals per day



Average iron (mg) across meals per day



Average proteins (g) across meals per day



stics?end_date=2024-07-26&location_id=6287&start_date=2024-06-03



Meals

Meal ID	Date	Status ↑↓	Description
Meal 46727	2024-07-23	pending	This meal contains 2 foods >
Meal 46726	2024-07-23	pending	This meal contains 2 foods >
Meal 46725	2024-07-23	pending	This meal contains 2 foods >
Meal 46724	2024-07-23	pending	This meal contains 3 foods >
Meal 46723	2024-07-23	pending	This meal contains 3 foods >
Meal 46722	2024-07-23	pending	This meal contains 3 foods >
Meal 46721	2024-07-23	pending	This meal contains 3 foods >
Meal 46720	2024-07-23	pending	This meal contains 3 foods >

Statistics

Name	Value
School days with school meals	13 (32.5%)
School days without school meals (no meals event happened)	0 (0.0%)
Days without school meals (no meals event not happened)	27 (67.5%)
Meals confirmed	0 (0.0%)
Meals rejected	0 (0.0%)
Average GDQS meal score	0
Average kilocalories	478.78
Average zinc (mg)	2.13
Average iron (mg)	3.66
Average proteins (g)	22.16
Average folate (total, mcg)	60.64





BENEFICIARY PUPILS

4,231,059

CATERERS EMPLOYED

12,000

BENEFICIARY SCHOOLS

12,000

COVERAGE MMDA's

261



Farmers



Caterers



Children



Transformed economy





*Egyptian photo
©2014-2015/STC*

