



Australian Government
Department of Education,
Skills and Employment

Australia's research system

First Assistant Secretary International Division Karen Sandercock





Australian university
main campus locations

Other campus
locations are not
shown

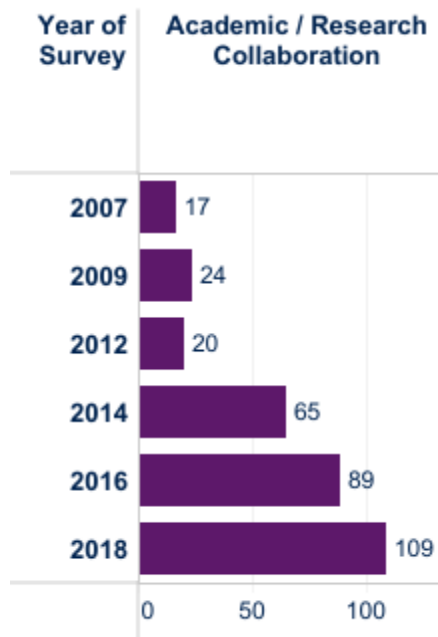
[List of Australian
Universities
\(studyaustralia.gov.au\)](http://studyaustralia.gov.au)

Australia's research system in figures

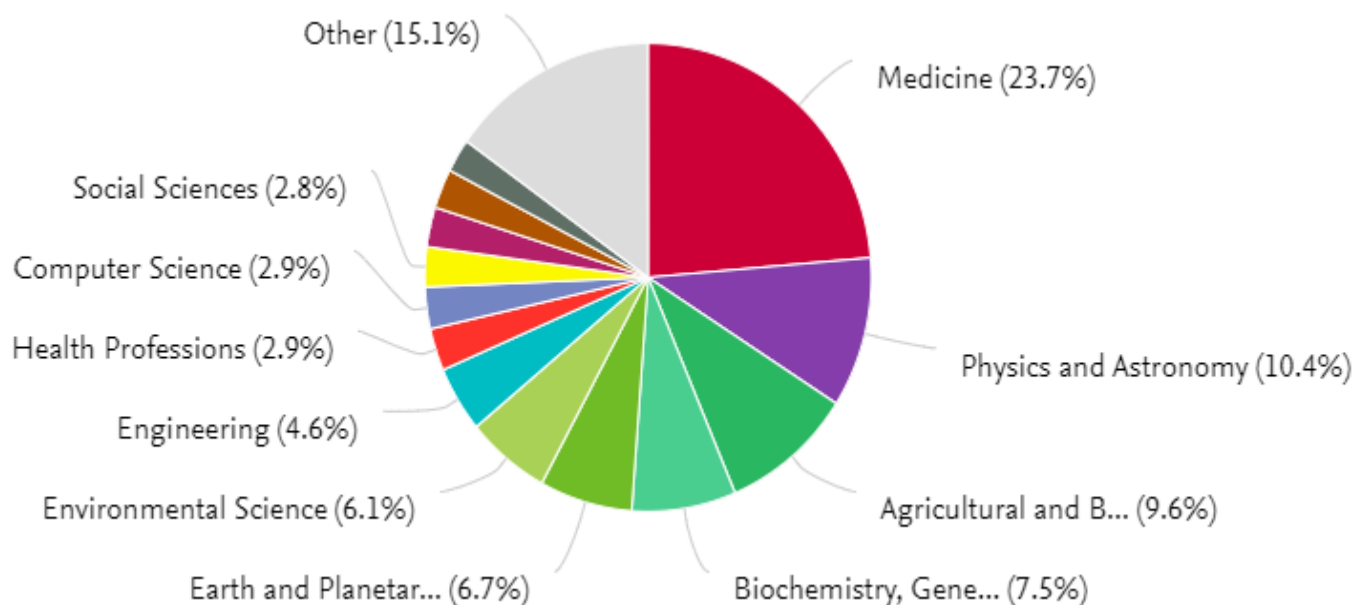
- Top 3 areas of research by research output (Australian Research Council ERA 2018):
 1. Medical and health sciences
 2. Engineering
 3. Biological sciences
- Between 2016-2020
 - Over 580,000 research publications, 3.8% output
 - Over 300,000 publications with at least one non-Australian researcher
 - Over 10,000 publications with at least one Brazilian researcher
 - Brazil is Australia's 15th largest research partner (out of over 200)

Australia-Brazil research in figures

Agreements



Co-authored publications by subject area, 2016-2020



Commonwealth research funding

Dual funding system for university research

Research block grants

Research Training Program (RTP)

Research Support Program (RSP)

Competitive research grants

Australian Research Council

National Health and Medical Research
Council

Other federal government initiatives



Department of Education, Skills
and Employment

Strategic Universities Reform Fund






National Research Infrastructure

Department of Industry,
Science, Energy and Resources

Cooperative Research Centre Program

Global Innovation Strategy

Research commercialisation

						
		New spin-outs and start-ups	Active spin-outs and start-ups	Equity held by research orgs in spin-outs and start-ups	Commercialisation revenue	Value of research contracts with for-profit companies
AUSTRALIA 39 respondents in 2021 (2020 data) 34 respondents in 2020 (2017-19 data)	2020	54	256	\$555 M	\$242 M	\$737 M
	2019	42	231	\$262 M	\$179 M*	# In 2017, WEHI received \$325 M from the partial sale of royalty rights in anti-cancer treatment venetoclax – a result of collaboration with companies Genentech and AbbVie.
	2018	48	217	\$178 M	\$119 M	
	2017	43	199	\$146 M	\$452 M [#]	

2020 Survey of Commercialisation Outcomes from Public Research, Knowledge Commercialisation Australia