

NZOA KNEE SOCIETY MEETING

 19th & 20th October 2024

 The Devon, New Plymouth



NZOA

New Zealand
Orthopaedic Association





CONTENTS

WELCOME	03
GENERAL INFORMATION	04
SPONSORS	06
FLOORPLAN	08
PROGRAMME OUTLINE	09
GUEST SPEAKERS	24
DELEGATES LIST	25





Welcome

Welcome to the Annual New Zealand Knee Society Meeting



19th - 20th October 2024 | The Devon, New Plymouth

It is my great pleasure to welcome you all to this year's New Zealand Knee Society meeting, where colleagues gather to share, learn, and advance our collective knowledge in the care of knee pathology and surgery. We are excited to host this year's event in New Plymouth, dedicated to fostering innovation, collaboration, and excellence in knee care.

The Knee Society meeting is a one-and-a-half-day event with the theme, *"Technological Advances in Knee: What's Next?"* We are honored to welcome Dr. Martin Roche from the USA as our guest speaker. Dr. Roche is an international leader in robotic and sensor-assisted knee surgery, and he will be sharing his expertise on the latest innovations in the field.

This year, we are pleased to feature sessions on the latest advancements in knee arthroplasty, ligament reconstruction, and non-operative management of knee injuries, that are influencing how we approach knee pathology today.

We hope you find this meeting both informative and inspiring, providing a platform for open dialogue, idea exchange, and professional growth among your New Zealand colleagues.

Thank you for your dedication to advancing knee care and for joining us at the New Zealand Knee Society meeting. We look forward to making this gathering a meaningful and memorable experience for everyone involved.

Simon Young



General Information

Abstracts

If you have an accepted podium presentation, please ensure to load your presentation on Friday 18th of October between 12 and 5pm in the entrance lounge of the hotel, please follow the signage. If you cannot load your presentation on Friday, then you will need to load it prior to your talk at the AV tech desk before the welcome or during breaks. Note, you will need to bring your presentations on a USB stick for the AV tech. Once you have loaded your presentation, no changes are able to be made.

Catering

All catering will be held in the exhibition hall (Courtney/Watson rooms next to the main plenary room) during the event.

COVID 19

Hand sanitiser will be provided at the registration desk. If you develop COVID symptoms, please stay home or in your hotel and contact the NZOA Events Manager.

CPD Points

NZOA Members can claim 12 points per day of attendance. If you require a certificate of attendance and/or for a presentation of a paper, please contact Nikki post event.

Dietary Requirements

If you have indicated your dietary requirements when you registered, you will be catered for on a dedicated dietary table in the catering areas. You must have indicated you had dietary requirements when registering, or you cannot be catered for.

Food preferences are not considered dietary requirements and have not been catered for.

If you have any issues, please see Nikki or Prue.

Event Support

If you require assistance during the event, please ask Nikki or Prue on the registration desk for support.

Nikki Wright

p. 027 2801131

e. nikki@nzoa.org.nz



General Information

Exhibition Hall

The main exhibition and catering areas are in the Courtney/Watson room as on the ground floor of the Devon Hotel. Please follow the signs. All catering will be in the exhibition hall during the event.

Knee Society Dinner

Saturday 19th October

Dress: Smart Casual

The Knee Society dinner will take place at Ngamotu cafe & golf club. This is a 10 minute drive from the Devon Hotel. Transport will be provided for those who need it from the Devon and The Plymouth Hotel, departing the Plymouth at 6:00pm followed by the Devon at 6:10pm for a 6:30pm dinner. Return buses will be at 9:30pm and 10:30pm from Ngamotu cafe back to both hotels.

Parking

Parking is available at the Devon Hotel at a rate of \$30 per day. Please see reception to secure your car park. There is also off street parking available.

Registration

Please register and collect your name badges and lanyards from the registration desk, open Saturday 19th October from 7:30am.

Wi-Fi

The Wi-Fi password is: bookdirect (all lowercase one word).

NZOA Staff Contact Details:

Nikki Wright

Conference & Events Manager

e. nikki@nzoa.org.nz

p. 027 280 1131

Prue Elwood

Education & Training Manager

e. prue@nzoa.org

p. 027 586 4336



Our Sponsors

GOLD SPONSORS



ZIMMER BIOMET
Your progress. Our promise.®

SILVER SPONSOR



Further, Together

BRONZE SPONSORS





Our Sponsors

EXHIBITORS

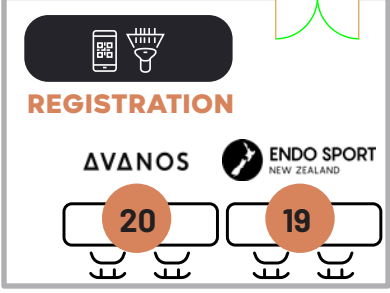
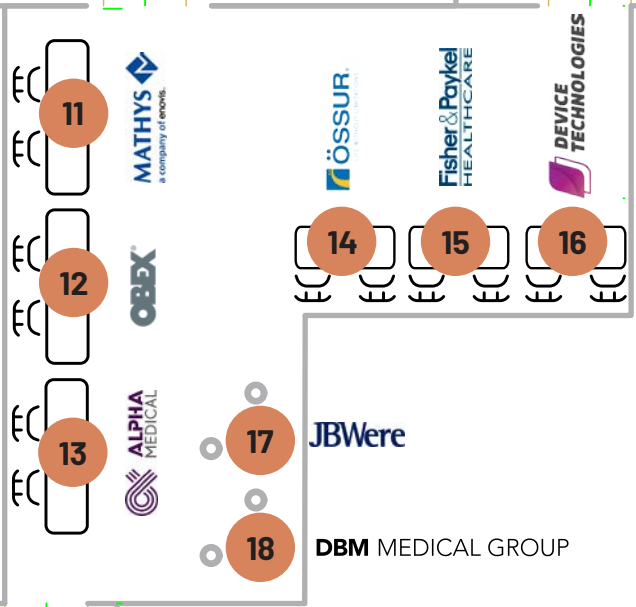
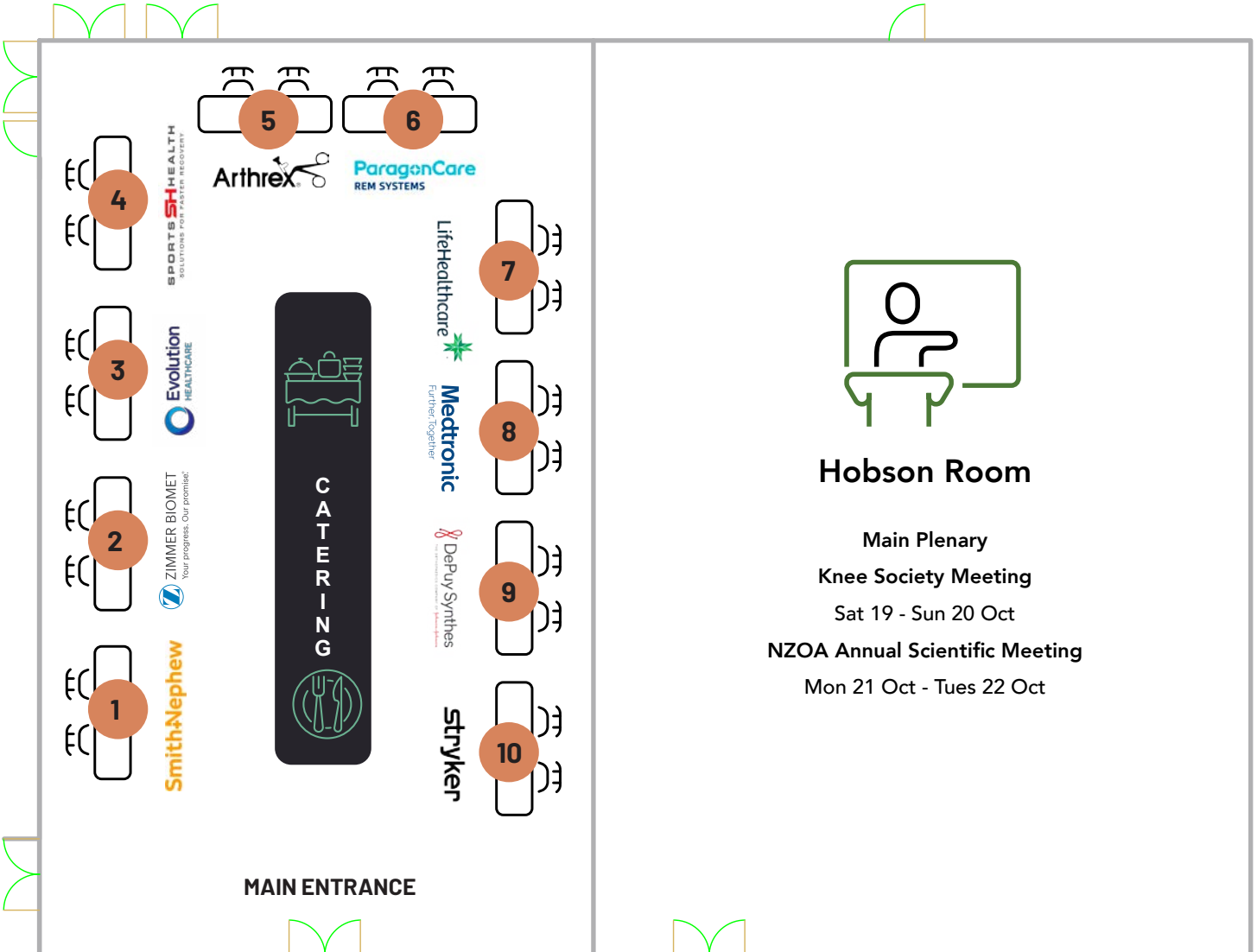


SUPPORTER SPONSORS



NON-EXHIBITING SPONSOR





AV Prep Desk for loading presentations in the entrance lounge area of the hotel, please follow the signage



Programme

Saturday 19th October

7:30AM Registrations Open

8:30AM **Outline of the Day**
Simon Young

ARTHROPLASTY - ROBOTS AND ALIGNMENT

8:35AM **Optimising Alignment and Balance across Phenotypes in Total Knee Arthroplasty**
Speaker: Martin Roche
Moderator: Simon Young

8:55AM **Utilising the CPAK System and Navigation for Individualised Knee Replacement within FDA Parameters**
Speaker: Julian Stoddart
Moderator: Ritwick Kejriwal

9:02AM **Tibia First Ligament Guided Technique is Superior to Mechanical, Kinematic, and Functional Alignment Strategies in Creating a Well-Balanced TKA**
Speaker: Mark Clatworthy

9:09AM **Technology Progression Over 15 Years in a Small Centre - Where are the Gains?**
Speaker: Richard Peterson

9:19AM **Discussion**

9:29AM **Adjusted Mechanical Alignment Knee Arthroplasty Yields Comparable Results to Kinematic Alignment Technique**
Speaker: Kongposh Koul



Programme

Saturday 19th October

- 9:36AM **Functional vs Mechanical Alignment in TKA - Outcomes from the Camelot RCT**
Speaker: Simon Young
- 9:43AM **Intraoperative Soft Tissue Balance in Robotic Assisted Total Knee Arthroplasty: Comparison Between Functional Alignment and Mechanical Alignment in Camelot Study**
Speaker: Kohei Kawaguchi
- 9:50AM **Discussion**
- 10:00AM MORNING TEA**
- ARTHROPLASTY - INFECTION AND COMPLICATIONS**
Moderator: Julian Ballance
- 10:30AM **Revision Risk in Total Knee Joint Arthroplasty with Respect to the Type of Cement Used**
Speaker: Paul Erwin
- 10:37AM **Auckland Experience of One vs Two Stage Revision**
Speaker: Jacob Munro
- 10:44AM **Achieving Knee Flexion following Total Knee Replacement: Is There a Role for Manipulation Under Anaesthesia?**
Speaker: India Hansen
- 10:51AM **A Novel Technique for Kinematic Knee Replacement Using Robotic Technology**
Speaker: Jay Jefferies
- 10:58AM **Discussion**



Programme

Saturday 19th October

- 11:05AM **One Stage versus Two Stage Treatment for Prosthetic Joint Infection: A Prospective, Randomized Trial**
Speaker: Thomas K. Fehring
Moderator: Simon Young
- 11:20AM **Challenges in Revision TKA - Case Session**
Moderator: Jacob Munro
Panel: Richard Petersen, Steve Parkinson, Simon Young, Amir Sandiford
- 12:00PM LUNCHTIME**
- SPORTS MEDICINE**
Moderator: Mike Rosenfeldt
- 1:00PM **How I Harvest a Quadriceps Graft**
Speaker: Marc Hirner
- 1:07PM **Managing Multiligament Knee Injuries in 2024 - Case Session**
Moderator: Mike Rosenfeldt
Panel: Marc Hirner, Ritwik Kejriwal, Andrew Vincent, Andy Stokes
- 2:00PM **Time off Work and ARTPs in Knee Surgery - Working with ACC**
Speaker: Peter Burt
Moderator: Ian Penny
- 2:20PM **Discussion**
- 2:30PM AFTERNOON TEA**
- SPORTS MEDICINE**
Moderator: Paul Monk



Programme

Saturday 19th October

- 3:00PM **The Effect Of Intra-articular Autologous Protein Solution On Knee Osteoarthritis Symptoms: A Pilot Parallel, Double-blinded, Placebo-controlled, Randomised Clinical Trial**
Speaker: Marc Hirner
- 3:07PM **Return to Play Testing after ACL Reconstruction**
Speaker: Emma Lattey
- 3:22PM **Discussion**
- 3:30PM **Can a Ruptured ACL Heal Without Surgery? An Overview of the Latest Evidence**
Speaker: A/Prof Stephanie Filbay
Moderator: Mark Clatworthy
- 3:40PM **The Cross Bracing Protocol: Lessons Learnt So Far**
Speaker: Tom Cross
- 3:50PM **Discussion**
- 4:00PM **The Effect of Fixed Flexion Deformity on Long-term Outcome Following ACL Reconstruction**
Speaker: Mark Clatworthy
- 4:10PM **NZKSS Annual General Meeting**
- 5:10PM **Close of Meeting**
- 6:30PM **Knee Society Dinner at Nga Motu Golf Club**

**Transport available from The Plymouth & The Devon Hotels from 6:00pm. Return Buses at 9:30pm and 10:30pm.*



Programme

Sunday 20th October

- 7:30AM **Registrations Open**
- 8:30AM **Outline of the Day**
Simon Young
- PARTIAL KNEES AND OSTEOTOMIES**
Moderator: Richard Keddell
- 8:32AM **Innovation and Commercialisation in Orthopaedics**
Speaker: Martin Roche
- 8:52AM **Biplanar Lateral Opening Wedge Distal Femoral Osteotomy Without Grafting - Technique, Complications and Outcomes**
Speaker: Andrew Stokes
- 8:59AM **Accuracy of a Novel Patient-Specific Technique of High Tibial Osteotomy (HTO) Using Finite Element Analysis Pre-Operative Planning**
Speaker: Scott Bolam
- 9:06AM **Discussion**
- 9:11AM **Oxford Medial Hemiarthroplasty the Long-term Results**
Speaker: Tim Lynskey
- 9:18AM **Oxford Partial Knee Femoral Sizing Via Preoperative MRI Scan – A Novel Template Method**
Speaker: Brendon Newton
- 9:25AM **Discussion**



Programme

Sunday 20th October

- 9:30AM **Who Should Get a UKA in 2024? Case Session**
Panel: Martin Roche, Tim Lynskey, Paul Monk, Ritwick Kejriwal
Moderator: Rod Maxwell
- 10:00AM MORNING TEA**
- CASE SESSIONS**
- 10:30AM **QuadSense - New Technology to Balance the Patellofemoral Joint in TKA**
Speaker: Mark Clatworthy
- 10:37AM **Case Discussion Complexities in Primary Knee Arthroplasty - Case Session**
Panel: Julian stoddart, Julian Balance, Steve McChesney & Pierre Pechon
Moderator: Mark Clatworthy
- 11:15AM **Case Discussion Challenges in Knee Sports Surgery - Case Session**
Panel: Jeremy Stanley, Ivan Spika, Aaron Cook, David Whitehead
Moderator: Andrew Vincent
- 12:00PM CLOSE OF MEETING**
- 12:00PM **Sunday Sports Afternoon**

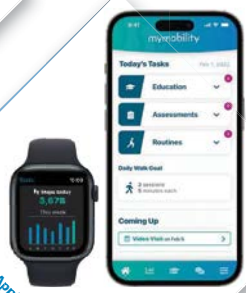
ZBEdge™

by  ZIMMER BIOMET

WalkAT™ Walking Speed Recovery Curves
with Predicted Gait Speed



myMobility® with Apple Watch



ROSA® Robotics



Pursuing Optimised Care.
Accelerating Insights.
Unrivalled Experiences.

Persona®
The Personalized Knee®



ZBEdge is Zimmer Biomet's suite of **integrated digital and robotic technologies**, built to unlock data-powered insights across the continuum of care.

ZBEdge harnesses data to create new value and new capability through an unrivalled user experiences, with the goal of improving efficiencies and optimising patient outcomes.

Designed to **support and complement** Zimmer Biomet's long history in clinically proven implants*, ZBEdge **connects and integrates** Zimmer Biomet's medical technology solutions.



For more information visit
zimmerbiomet.com/anz/zbedge

All content herein is protected by copyright, trademarks and other intellectual property rights, as applicable, owned by or licensed to Zimmer Biomet or its affiliates unless otherwise indicated, and must not be redistributed, duplicated or disclosed, in whole or in part, without the express written consent of Zimmer Biomet. This material is intended for health care professionals. Distribution to any other recipient is prohibited. For indications, contraindications, warnings, precautions, potential adverse effects and patient counselling information, see the package insert or contact your local representative: visit <http://www.zimmerbiomet.com/anz> for additional product information. Check for country product clearances and reference product specific instructions for use. Patients must have an iPhone 6 or higher (excluding 2016, 2017 iPhone SE) to use the myMobility app. Not all patients are candidates for unsupervised physiotherapy and surgeons need to evaluate which patients are appropriate candidates for this pathway. Apple, iPhone and Apple Watch are trademarks of Apple, Inc., registered in the U.S. and other countries.

*Australian Orthopaedic Association National Joint Replacement Registry (AOANJRR). Hip, Knee & Shoulder Arthroplasty: 2020 Annual Report, Adelaide; AOA, 2020: 1-474. [Accessed from: <https://aoanjrr.sahmri.com/annual-reports-2020>]

Proven Performance.¹⁻⁵ Data Driven Innovation.⁶

Insignia™ Hip Stem

Celebrating **20 years** of **Triathlon**

Stability



- Maintains ligament tension throughout the functional range of motion¹
- Restores natural gait patterns¹

Satisfaction



- 94% patient satisfaction at 15 years²
- Significant improvement in patient-reported outcomes²

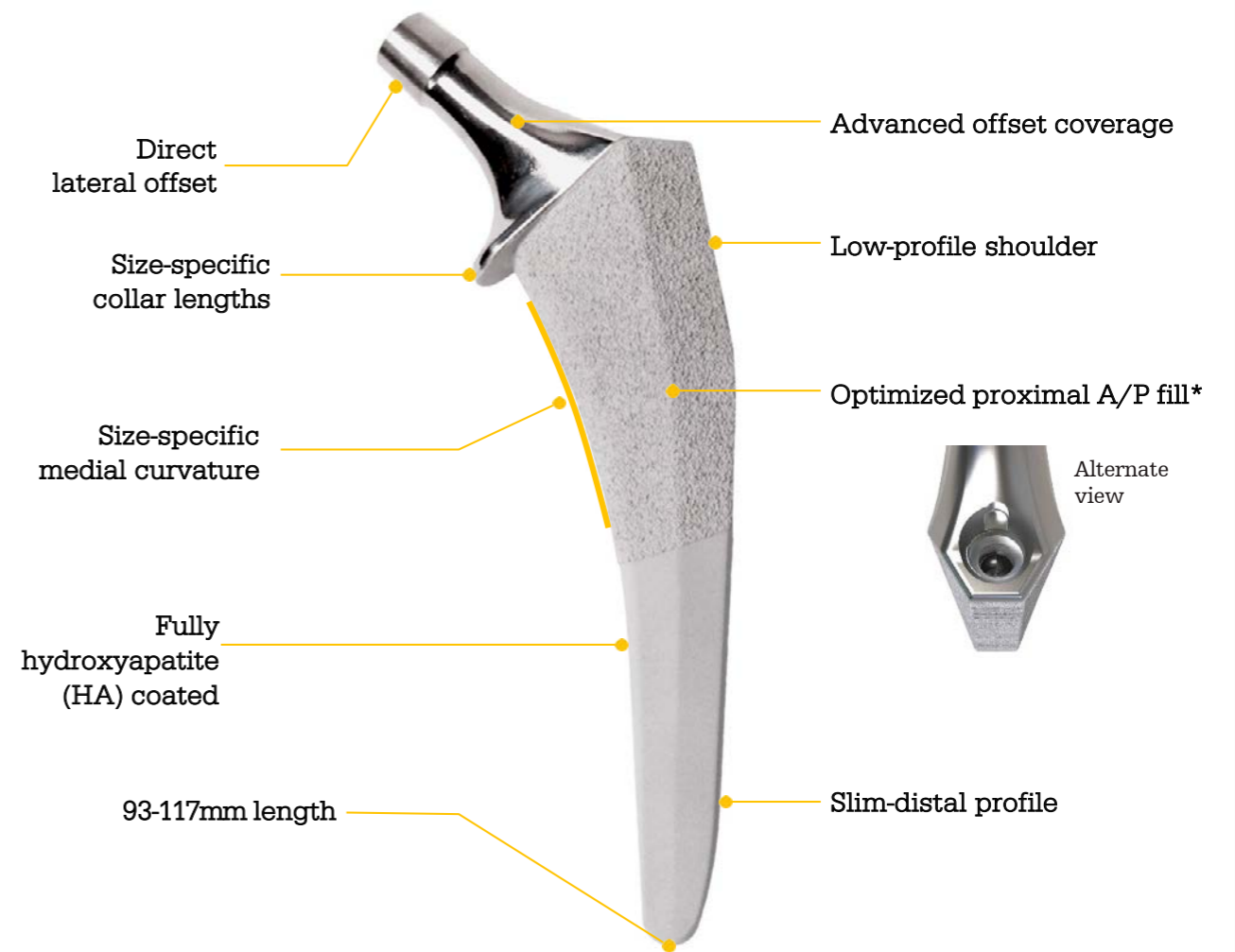
Survivorship



- Excellent long-term survivorship
 - 97.6% at 15 years in a prospective, longitudinal study²
 - 96.5% at 15 years in the National Joint Registry³



Founded on Stryker's signature principles of implant fit, Insignia is your collared, **metaphyseal-filling** hip stem designed specifically for muscle-sparing approaches.⁷



*Optimisation subject to particular design constraints

A surgeon must always rely on his or her own professional clinical judgement when deciding whether to use a particular product when treating a particular patient. Stryker does not dispense medical advice and recommends that surgeons be trained in the use of any particular product before using it in surgery.

The information presented is intended to demonstrate Stryker's product offerings. A surgeon must always refer to the package insert, product label and/or instructions for use before using any of Stryker's products. Products may not be available in all markets because product availability is subject to the regulatory and/or medical practices in individual markets. Please contact your sales representative if you have questions about the availability of products in your area.

Stryker Corporation or its divisions or other corporate affiliated entities own, use or have applied for the following trademarks or service marks: Stryker, Triathlon. All other trademarks are trademarks of their respective owners or holders.

References:

1. Larsen et al. Quantitative, Comparative Assessment of Gait Between Single-Radius and Multi-Radius Total Knee Arthroplasty Designs, J Arthroplasty (2015).
2. Scott CEH, Snowden GT, Cawley W, et al. Fifteen-year prospective longitudinal cohort study of outcomes following single radius total knee arthroplasty. Bone Jt Open. 2023;4(10):808-816. Published 2023 Oct 24. doi:10.1302/2633-1462.410.BJO-2023-0086.R1
3. National Joint Registry: 20th Annual Report, 2023.
4. American Joint Replacement Registry: Annual Report, 2023.
5. Hip, Knee and Shoulder Arthroplasty: 2023 Annual Report, Australian Orthopaedic Association National Joint Replacement Registry, AOA: Adelaide, South Australia. 2023.
6. Schmidt W, LiArno S, et al. Stryker Orthopaedic Modeling and Analytics (SOMA): A Review. Surg Technol Int. 2018;32: 315-324.
7. Insignia Design Verification Memo D0000097336.

Stryker Australia
8 Herbert Street,
St Leonards NSW 2065
T: 61 2 9467 1000

Stryker New Zealand
PO Box 17-136
Greenlane Auckland
1546
T: 64 9 573 1890

Smith+Nephew

JOURNEY[◇] II

Total Knee Arthroplasty
with OXINIUM[◇] Technology

CORI[◇]

Surgical System



+ Rediscover normal

Enabling patients to return to their perceived normal lifestyle is the driving need for total knee design. The anatomical design of JOURNEY II TKA is intended to restore normal shapes, position and motion¹⁻⁵ to help patients rediscover their normal through a smoother recovery, improved function and higher patient satisfaction.^{4-12*}

JOURNEY II TKA isn't a traditional knee implant so why should you only use traditional instrumentation? With the CORI Surgical System, provide a better approach with personalised planning and robotic execution to help your patients rediscover normal.


*Compared to non-JOURNEY II knees. [◇]Trademark of Smith+Nephew. Smith & Nephew Pty Ltd (Australia) www.smith-nephew.com/australia. Smith & Nephew Ltd (New Zealand) www.smith-nephew.com/new-zealand. [◇]Trademark of Smith+Nephew. All trademarks acknowledged. 33745-anz V1 01/22. For detailed product information, including indications for use, contraindications, precautions and warnings, please consult the product's applicable Instructions for Use (IFU) prior to use. **1.** Iriuchishima T, Ryu K. A Comparison of Rollback Ratio between Bicruciate Substituting Total Knee Arthroplasty and Oxford Unicompartmental Knee Arthroplasty. *J Knee Surg.* 2018;31(6):568-572. **2.** Murakami K, Hamai S, Okazaki K, et al. Knee kinematics in bi-cruciate stabilized total knee arthroplasty during squatting and stairclimbing activities. *J Orthop.* 2018;15(2):650-654. **3.** Carpenter RD, Brillhault J, Majumdar S, Ries MD. Magnetic resonance imaging of in vivo patellofemoral kinematics after total knee arthroplasty. *Knee.* 2009;16(5):332-336. **4.** Grieco TF, Sharma A, Dessinger GM, Cates HE, Komistek RD. In Vivo Kinematic Comparison of a Bicruciate Stabilized Total Knee Arthroplasty and the Normal Knee Using Fluoroscopy. *J Arthroplasty.* 2018;33(2):565-571. **5.** Smith LA, Nachtrab J, LaCour M, et al. In Vivo Knee Kinematics: How Important Are the Roles of Femoral Geometry and the Cruciate Ligaments? *J Arthroplasty.* 2021;36:1445-1454.

6. Murakami K, Hamai S, Okazaki K, et al. In vivo kinematics of gait in posteriorstabilized and bicruciate-stabilized total knee arthroplasties using image-matching techniques. *Int Orthop.* 2018;42(11):2573-2581. **7.** Nodzo SR, Carroll KM, Mayman DJ. The Bicruciate Substituting Knee Design and Initial Experience. *Techniques in Orthopaedics.* 2018;33(1):37-41. **8.** Mayman DJ, Patel AR, Carroll KM. Hospital Related Clinical and Economic Outcomes of a Bicruciate Knee System in Total Knee Arthroplasty Patients. Poster presented at: ISPOR Symposium;19-23 May, 2018; Baltimore, Maryland, USA. **9.** Di Benedetto P, Vidi D, Colombo, Buttironi MM, Cainero V, Causero A. Pre-operative and post-operative kinematic analysis in total knee arthroplasty. A pilot study. *Acta Biomed.* 2019;90:91-97. **10.** Kosse NM, Heesterbeek PJC, Defoort KC, Wymenga AB, Hellemond GG. Minor adaptations in implant design bicruciate-substituted total knee system improve maximal flexion. Poster presented at: 2nd World Arthroplasty Congress;19-21 April, 2018; Rome, Italy. **11.** Takubo A, Ryu K, Iriuchishima T, Tokuhashi Y. Comparison of Muscle Recovery Following Bi-cruciate Substituting versus Posterior Stabilized Total Knee Arthroplasty in the Asian Population. *J Knee Surg.* 2017;30(7):725-729. **12.** Noble PC, Gordon MJ, Weiss JM, et al. Does Total Knee Replacement Restore Normal Knee Function? *Clin Orthop Relat Res.* 2005;431:157-165.

Medtronic



Visualise the procedure. Realise the potential.



Medtronic is defining the patient care continuum through AI-driven surgical planning, patient-specific implants, navigation, and robotic-assisted surgical delivery.



To learn more about **UNiD spinal implants** or to request an evaluation, please scan the code or go to*:

Medtronic Australasia Pty Ltd 2 Alma Road, Macquarie Park NSW 2113, Australia. Tel: +61 2 9857 9000, Toll Free: 1800 668 670
Medtronic New Zealand Ltd, Level 3 - Building 5, Central Park, Corporate Centre, 666 Great South Road, Penrose, Auckland 1051, New Zealand. Toll Free: 0800 377 807

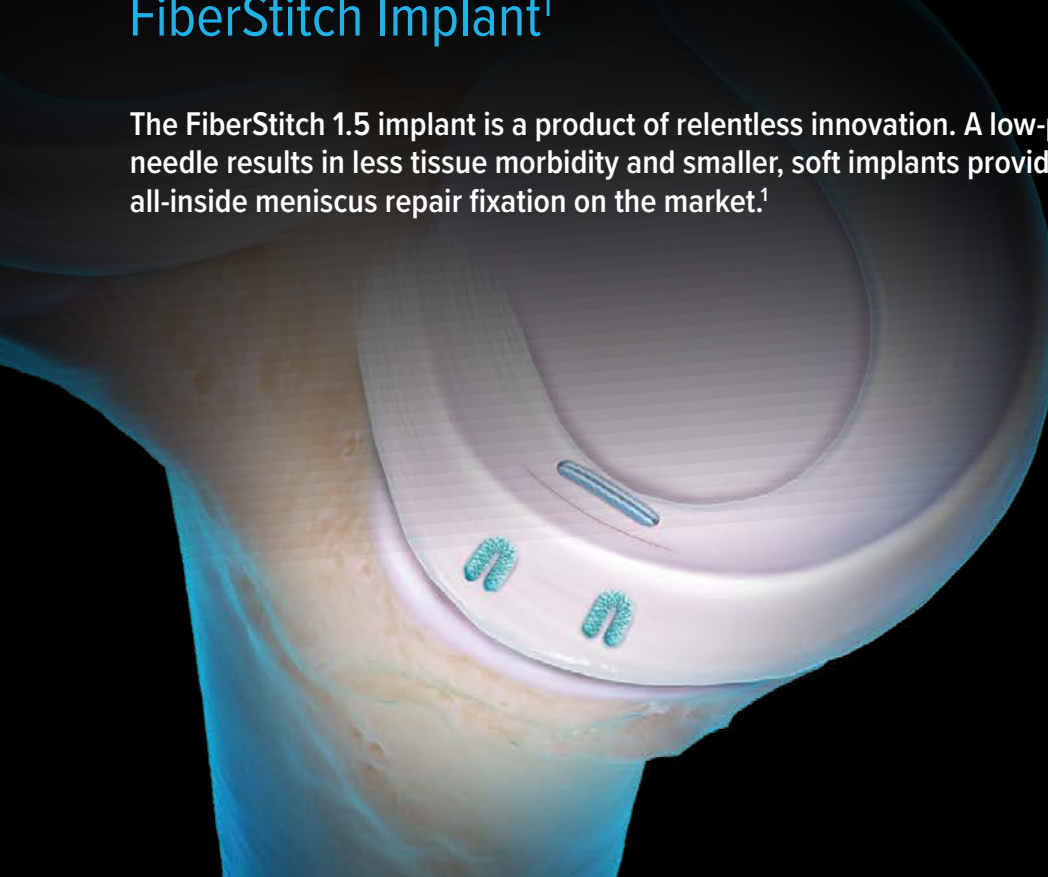
medtronic.com.au | medtronic.co.nz | ©2024 Medtronic. All Rights Reserved. CST 171-06-23 | 12838-072023

*Privacy collection notice. Your information is being collected by Medtronic Australasia Pty Ltd and/or Medtronic New Zealand Limited and dealt with in accordance with our Privacy Policy which can be found at www.medtronic.com.au. We may share your information with our employees, third-party suppliers and agents working on our behalf, including overseas companies within the Medtronic Group most likely Singapore, Netherlands, Philippines and the United States. We take all reasonable steps to ensure that any recipient is bound by similar privacy protections to those in ANZ. While Medtronic cannot guarantee against any loss, misuse or alteration to data, we take reasonable steps to prevent such occurrences. You may request access to, and correction of, your personal information by sending an email to rs.datasubjectrightrequest@medtronic.com, or complain about a breach of your privacy by sending an e-mail to privacy@medtronic.com

FiberStitch™ 1.5 Implant

17% Smaller Needle Compared to First-Generation FiberStitch Implant¹


The FiberStitch 1.5 implant is a product of relentless innovation. A low-profile delivery needle results in less tissue morbidity and smaller, soft implants provide the strongest all-inside meniscus repair fixation on the market.¹



■ Straight




■ 12° up curve



■ 24° up curve



■ Reverse curve



The FiberStitch 1.5 implant offers flexibility and options for meniscus repair.



Learn more about the
FiberStitch 1.5 Implant

arthrex.com



© 2024-09 Arthrex Inc. All rights reserved. evAD74-00368-en-NZ_A
Arthrex New Zealand Limited | 6 Fox Street, Parnell, Auckland 1052 | Tel: 0800 234 347

Reference: 1. Bachmaier S, Krych AJ, Smith PA, et al. Primary fixation and cyclic performance of single-stitch all-inside and inside-out meniscal devices for repairing vertical longitudinal meniscal tears. *Am J Sports Med.* 2022;50(10):2705-2713. doi:10.1177/03635465221107086

MATHYS 

+

 **Lima Corporate**

ARE NOW

enovisTM

We are excited to become EnovisTM

This strategic combination of LimaCorporate and Mathys will create Enovis Surgical International, one of the world's leading medical device companies and a global leader in the orthopedic field.

enovisTM



Robotic-Assisted Solution

Please refer to the instructions for use for a complete list of indications, contraindications, warnings, and precautions. The third-party trademarks used herein are the trademarks of their respective owners.
©DePuy Synthes 2021. All rights reserved. 161772-201204 DSUS JULY 2021 182821-210712 NZ



VELYS

Designed to improve accuracy with simplicity in mind.¹⁻²

Stop by our booth for a demonstration.



1. Doan G, Curtis P, Wyss J, Clary C. Resection Accuracy Improved during Robotic-Assisted Total Knee Arthroplasty (March 2021). Internal Report 103720852. 2. Cool CL, Jacofsky DJ, Seeger KA, Sodhi N, Mont MA. A 90-day episode-of-care cost analysis of robotic-arm assisted total knee arthroplasty. J Comp Eff Res. 2019;8(5):327-336.



Guest Speaker



Dr. Martin Roche

Dr. Martin Roche is an international leader in robotic and sensor-assisted knee surgery.

He specialises in knee arthroplasty – from partial to total knee replacements. He is focused on the integration of patient-specific data to produce the best results.

By utilizing objective, personalized data-driven surgery, he is evolving the art of knee surgery to a proven science.

Dr Roche is a native of Ireland, received his orthopaedic training at the University of Miami, and has been in practice since 1996 in South Florida. As Director of Arthroplasty at HSS Florida, he is committed to expanding exceptional care to his arthritic joint patients in Florida. His goal is to improve patient mobility and enable them to resume an active lifestyle.



Delegates

Name	Surname	City
Julian	Ballance	Nelson Hospital
Peter	Black	Tamahere Orthopaedics
Scott	Bolam	Middlemore Hospital
Matt	Bowman	Middlemore Hospital
David	Brougham	Palmerston North Hospital
Alex	Campbell	North Shore Hospital
Andrew	Campbell	Auckland City Hospital
Will	Caughey	Christchurch Hospital
Mark	Clatworthy	Ascot Hospital
Aaron	Cook	Bay Sports & Orthopaedics
Simon	Crampton	Southern Cross
Haemish	Crawford	Starship Childrens' Hospital
Robert	Elliott	North Shore Hospital
Prue	Elwood	NZOA Education & Training Manager
Russell	Fowler	Southland Hospital
Andrew	Glenny	Taranaki Base Hospital
Tim	Gregg	Wellington Regional Hospital
Mike	Hanlon	Domain Orthopaedics
India	Hansen	Nelson Hospital
Marc	Hirner	Southern Cross Northland Surgical Center
Chris	Hoffman	Wellington Hospital
Prakash	Kana	Southland Hospital
Richard	Keddell	Grace Orthopaedics
Ritwik	Kejriwal	Taranaki Base Hospital
Grant	Kiddle	Wellington Orthopaedic & Sports Surgeons
Kongposh	Koul	Waikato Hospital
Tim	Lynskey	Taranaki Base Hospital
Emma	Lattey	Guest Speaker
Rod	Maxwell	Leinster Orthopaedic Centre



Delegates

Name	Surname	City
Steve	McChesney	Waikato Hospital
Jacob	Munro	Auckland City Hospital
Brendon	Newton	Taranaki Hospital
Stephen	Parkinson	Christchurch Hospital
Pierre	Pechon	Palmerston North Hospital
John	Pennington	Two Taranaki
Andrea	Pettett	NZOA Chief Executive
Ian	Penny	Christchurch Hospital
Richard	Peterson	Nelson Hospital
Murali	Reddy	Aorangi Orthopaedic Centre
Martin	Roche	Guest Speaker
Michael	Rosenfeldt	Middlemore Hospital
Amir	Sandiford	Southland Teaching Hospital
Peter	Schneider	Precision Orthopaedics
Ivan	Spika	Ascot Hospital
Andi	Stadtmueller	Wanganui Hospital
Jeremy	Stanley	Unisports
Julian	Stoddart	Good Bones Orthopaedics Ltd
Andrew	Stokes	Tauranga Hospital
Andrew	Vincent	Forte Orthopaedics
David	Whitehead	Forte Orthopaedics
Nikki	Wright	NZOA Conference & Events Manager
Simon	Young	North Shore Hospital