

Wear it. Be healthy.

# S-PATCH EX

Small, Simple, Smart ECG Patch

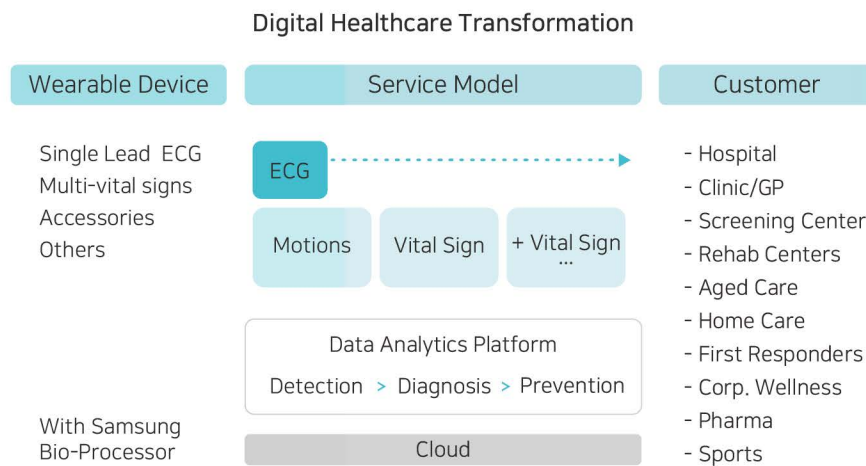


## Vision

Leader in Transforming Healthcare from CURE to CARE

## Mission

ECG-based Multi-vital-signs Analysis Solution Provider



## Recent achievements

- S-Patch Ex launched in over 14 countries
- Deployed to over 600 Hospitals and Clinics around the globe
- S-Patch Ex CE, MFDS, GMP Approved
- Awarded as 'Best of Bio Korea 2021' (Hosted by Bio Korea 2021)
- CE (+ISO 13485) for Europe, TGA, HSA, and FDA 510K in progress
- Awarded 2019 HIMSS ASIAPAC INNOVATION AWARD FOR ARTIFICIAL INTELLIGENCE
- Global Partners
  - Research
  - Distributor
  - Reseller
  - Integration

GLOBAL  
CERTIFICATION



# S-PATCH EX

Small, Simple, Smart ECG Patch

Innovation with patient centered design & engineering

## Light weight & Small

- 9g - lightest on the market
- Smallest contact to skin
- Less noise detected (Fit for use during active movement or physical activities)

## Flexible design

- Cable design enable vertical location for Lead II signal view
- Clear P-Wave
- Line connection minimize noise

## Simple

- Easy to attach by patient (self patching)
- User friendly app connected using BLE
- Operate multiple functions with single button (Power on/off, Log symptom, Reset device)

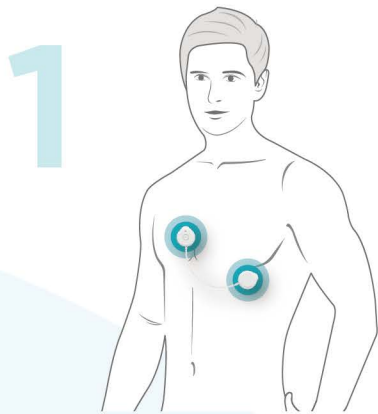
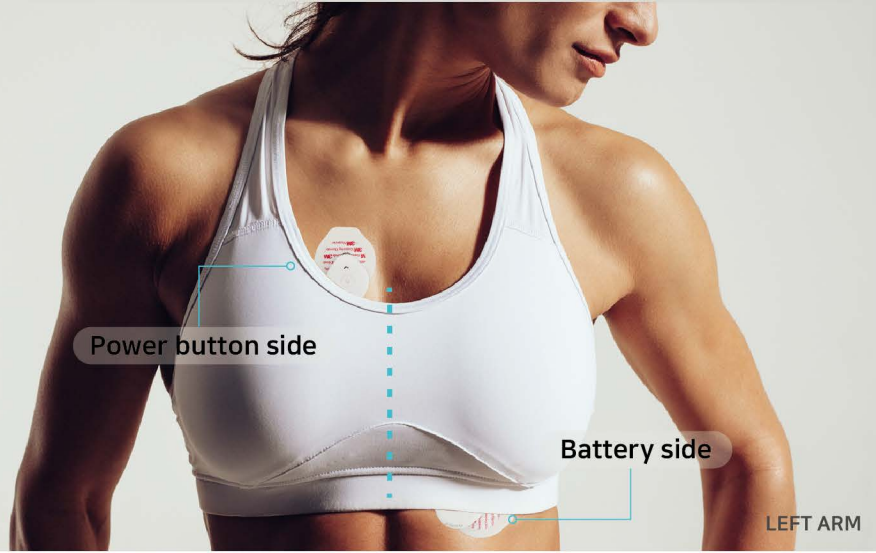
## Latest Technology

- BLE 5.1
- Onboard Memory (no data lost)
- Waterproof (IP55)
- Motion sensor
- Samsung Next Gen Bio-Chip BP6

## Reusable

- 100% compatible with existing Electrodes on the market
- Disposable coin battery (saves unnecessary recharging time)
- Durable (reuse over 100 times)
- No separate parts to buy
- Cost effective

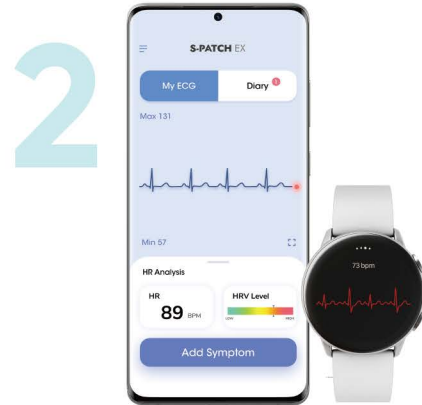
# Solution



## 1 Wear your S-Patch

### Ultralight wearable patch

Most comfortable to wear and clear signal data captured with minimum noise



## 2 Connect to App

### Synchronize ECG data to mobile device


Providing real-time ECG and personalization enabled data management



## 3 Analysis Data

### Cloud-based web portal

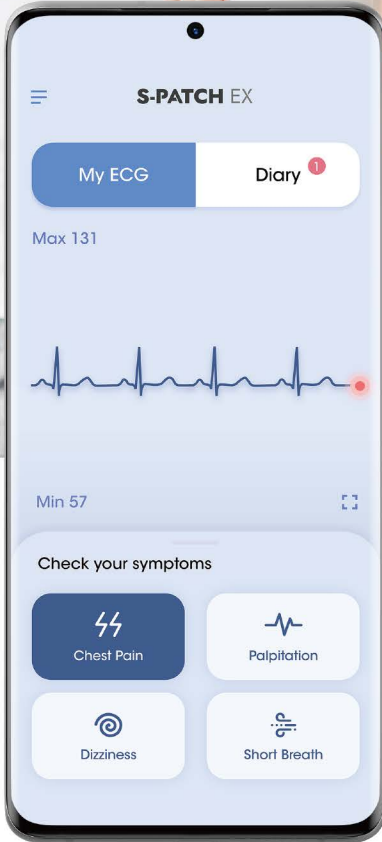
Secured access to data in any locations for clinicians to view, edit and diagnose patients' ECG



## 4 Report Analysis

### AI-driven ECG analysis for clinicians

Easy-to-read report including clinical information identical to original Holter test, improved by type and time of cardiac symptom occurred to patients

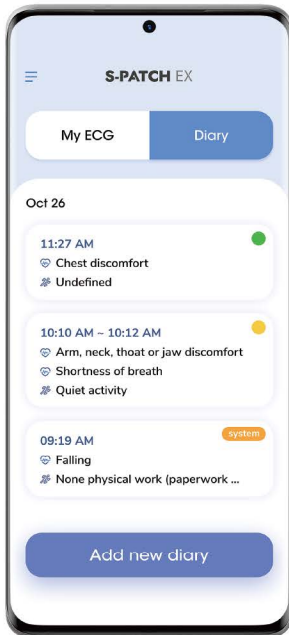


### Step1.

#### Start ECG recording / Log your symptoms

Monitor your real-time ECG graph, HR, HRV level on the app

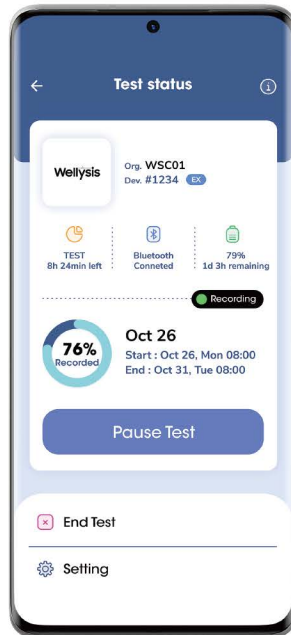
Tap on one of the four major symptoms to quickly log your symptom



### Step2.

#### Enter Patient Diary

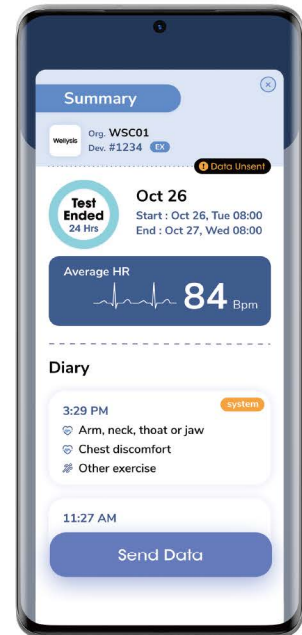
Add and track your symptom and activity records on the diary



### Step3.

#### Check Your Device Status

Find out your current test status, bluetooth connection, and battery level



### Step4.

#### Send Data

Send to S-Patch Ex Web for analysis of your ECG data

# Use Cases

## Ambulatory care

### Quick & Easy Diagnosis

1. Patients with heart related symptoms such as palpitation, shortness of breath, syncope, etc., visits hospital or primary care doctor
2. Doctor prescribe ECG test (including duration)
3. Nurse help patients to wear S-Patch Ex and begin the test
4. Patients return to home and wear during prescribed days
5. S-Patch App will automatically end the test and upload the test based on prescribed duration
6. Once the test is available on the cloud with analysis completed by S-patch AI
7. Doctor checks the test from the cloud and finalize the diagnosis and generate clinical report



 **Hospital Universitario  
12 de Octubre**

## Health Checkup

### Detect & Prevent

1. Visit Health Checkup center
2. After full checkup wear S-Patch & go home
3. 2 days later app automatically uploads test and test is analyzed
4. Return the device back to the center via mail
5. Receive clinical report signed by Cardiologist




 **SAMSUNG MEDICAL CENTER**

*Please refer to cardiologist if an arrhythmia is suspected*

## Sports

### Know your potential

1. Before exercise wear S-Patch
2. Continuously monitor ECG during exercise
3. Check real-time ECG using phone or watch
4. Mark type of exercise using Patient diary
5. After completion of exercise, upload data to the cloud
6. Once the AI analysis is completed check for abnormality during each session



## Telemedicine

### My Cardiologist online

1. During Teleconsultation doctor prescribes ECG test to the patients
2. S-Patch is delivered to patients' home with instructions to wear S-Patch
3. After test is completed (prescribed days), S-Patch app automatically uploads to the test to the cloud where the test is analyzed and annotated by the system
4. Return the device back to the center via mail (or purchase device for more test)
5. Follow-up teleconsultation is scheduled, and test results is shared with patient by the doctor



*Please refer to cardiologist if an arrhythmia is suspected*



# S-PATCH EX

Wellysis is a digital healthcare solution company,  
a spin-off from Samsung SDS

S-Patch powered by Samsung Bio-Processor was awarded  
HIMSS ASIAPAC INNOVATION AWARD FOR ARTIFICIAL INTELLIGENCE

## Upcoming Features



Real-time AI



Multi- Sensors



Personalization



Integration

If you want further information about Wellysis S-Patch Ex solution,  
please contact [info@wellysis.com](mailto:info@wellysis.com), or access [www.wellysis.com](http://www.wellysis.com)