

Simplicity by design – delivering resilient roads

Robyn Elston
National Manager Local
Government



An aerial photograph showing a city in the distance, a large body of water on the right, and rolling green hills in the foreground. A semi-transparent dark blue rectangle is overlaid in the center, containing white text. The text reads: "Simplicity starts with 'designing with the end in mind'".

**Simplicity starts with
'designing with the end in mind'**

Petone to Grenada



Up to 23mins travel time savings at peak times between Lower Hutt and Porirua CBDs

6,600 fewer vehicles per day on congested sections of SH1 and SH2

Alternative route for closures on SH1 and SH2 during unplanned incidents

Supports planned housing growth of 30k+ houses in Tawa, Porirua and Hutt City

Increased accessibility for the majority of Wellingtonians through connectivity and decongestion

1 Wellington Improvements



SH1 Wellington improvements engagement brochure – Basin Reserve artist impression



Around 200 additional walking and cycling journeys per day through Mt Victoria tunnel



Up to 40% reduction in travel time variability



Up to 10 minutes travel time savings in peak periods



20% reduction in peak traffic on Harbour Quays will unlock opportunity for public transport improvement

An aerial photograph of a modern highway interchange. The road is a multi-lane highway with several cars driving. The interchange is surrounded by lush green trees and landscaping. In the background, a large, modern building with a curved facade is visible. The overall scene is bright and clear, suggesting a well-maintained and integrated infrastructure project.

**Simplicity delivers better value for money,
and better outcomes for communities**



**‘Simplicity’ and ‘resilience’ is
standardisation**



**Simplicity is driven
by decision making**

What is the Decision-led Approach?

“Decision led project development is about doing the right work at the right time to enable the right decision to be made.”



Development of fit for purpose investment cases



Making decisions early, to narrow scope



Increased focus on affordability & value for money throughout the project lifecycle



Accelerated development of investment cases and project delivery



Presenting decision makers with genuine choices

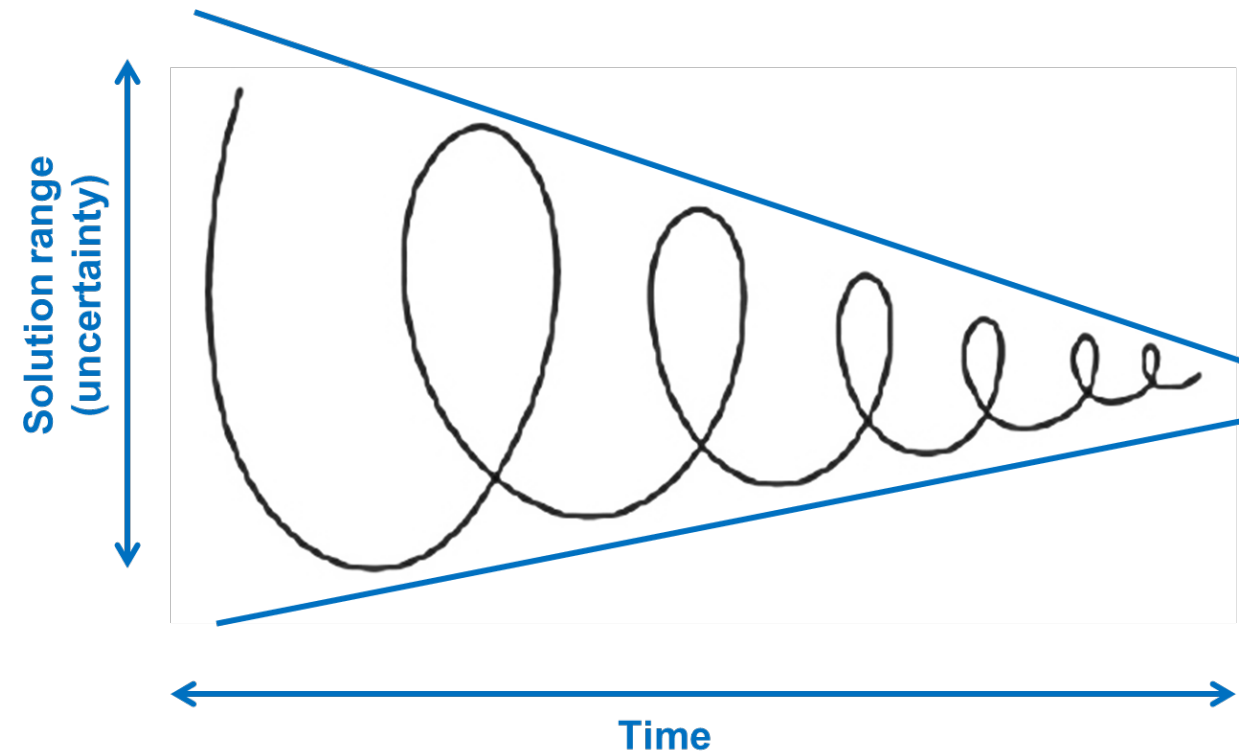


No revisiting of decisions when projects stay within expected project tolerances

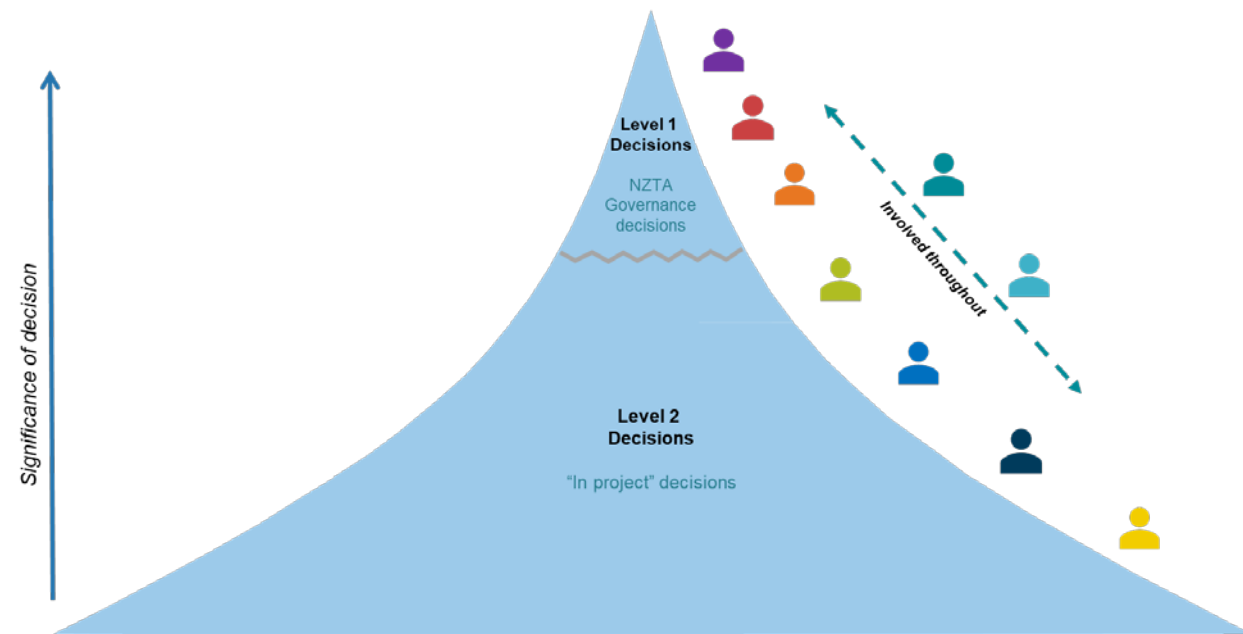
The decision-led approach continues to use the five-case model and aligns with NZ Treasury’s Better Business Cases methodology and the investment life cycle.

Decision led is a conscious approach to reducing uncertainty and risks

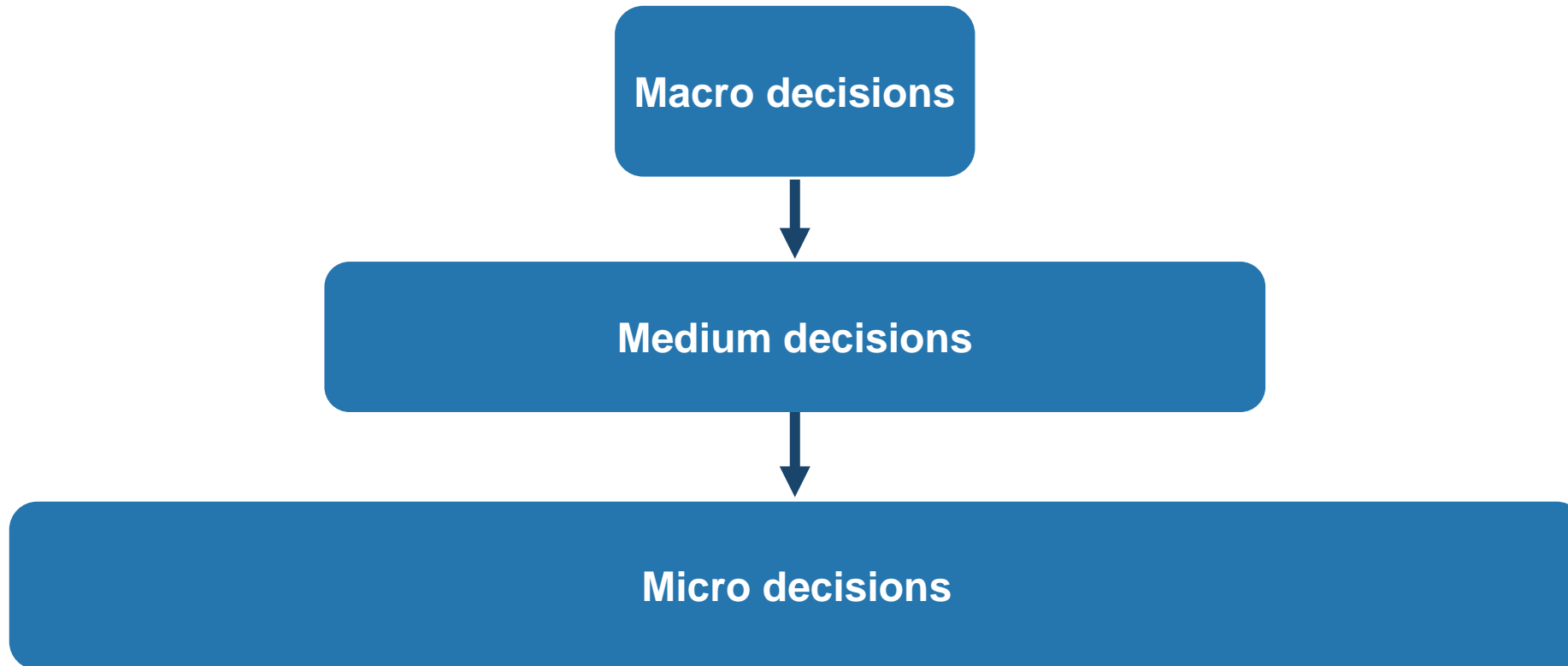
We develop the solution by making decisions and narrowing the spiral



Decision framework – Level 1 and Level 2 decisions



Getting the decisions in the right order



Decision mapping: Macro decisions were mapped from the start, with a clear escalation and ratification process, helping the team move quickly from long list to preferred option

Decisions made

Optioneering approach
Project Sponsor ✓

Corridor segmentation
Project Sponsor ✓

Options Short List
Project Sponsor and VOS ✓

Emerging Preferred Option
VOS and NZTA Board ✓

Route refinement opportunities
Project Director ✓

An aerial photograph showing a city in the background, a large body of water on the right, and rolling green hills in the foreground. A semi-transparent blue box is overlaid on the center of the image, containing three lines of white text.

Design with the end in mind

Design for construction and community value

Simplify and sequence decisions deliberately

Pātai Questions?