

November 2019

# *KEY FOCUS AREAS*

# *RIDS AND SUPPORTED RESOLUTIONS*

Pete Jones  
Prevention Manager: NRPC

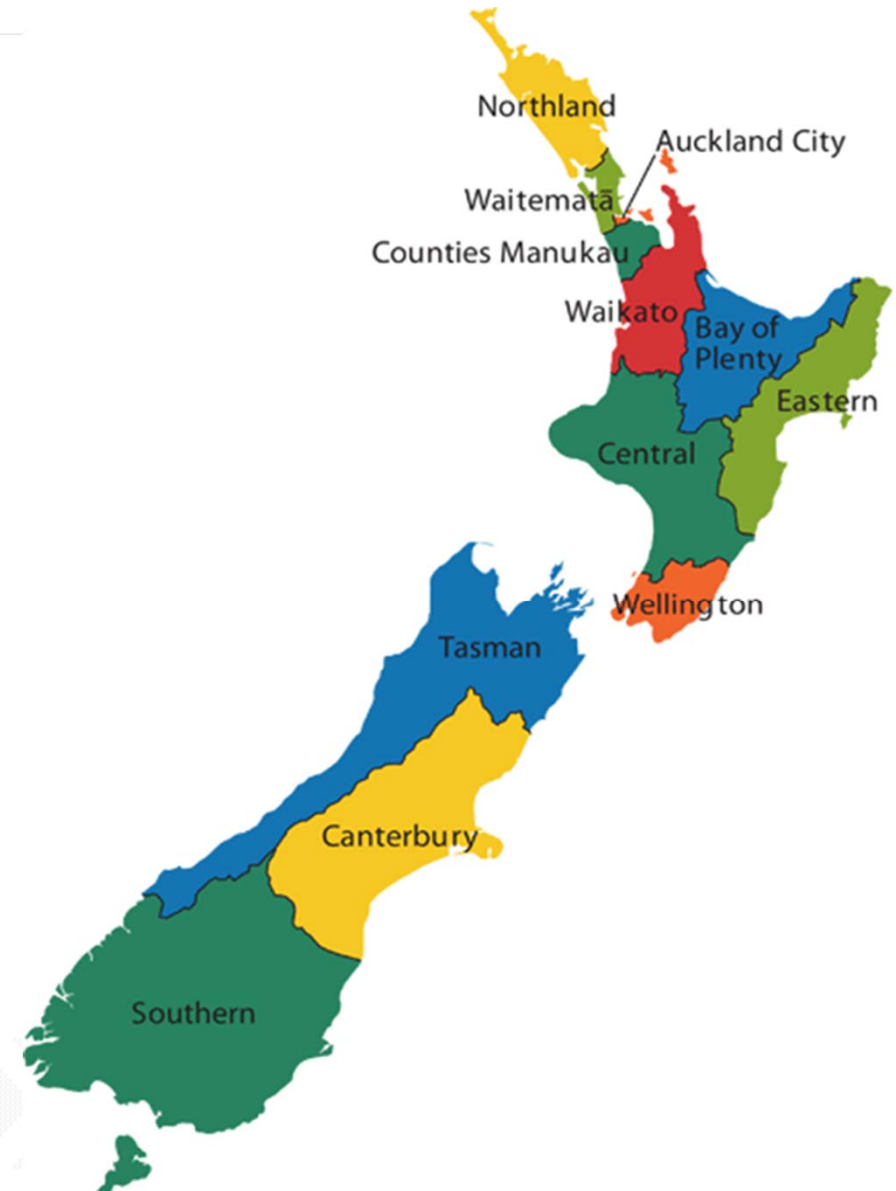


## □ New Zealand Police Context

- Our Business/Strategy

## □ What we are doing

- RIDS
- Supported Resolutions





E iā ki te kōwhiri o te waka,  
kia pakia koe e ngā rigaru o te wā

# OUR BUSINESS

## TĀ TĀTOU UMANGA



**NEW ZEALAND  
POLICE**  
Ngā Pirihimana o Aotearoa

» POLICING THROUGH A CULTURE OF HIGH PERFORMANCE »

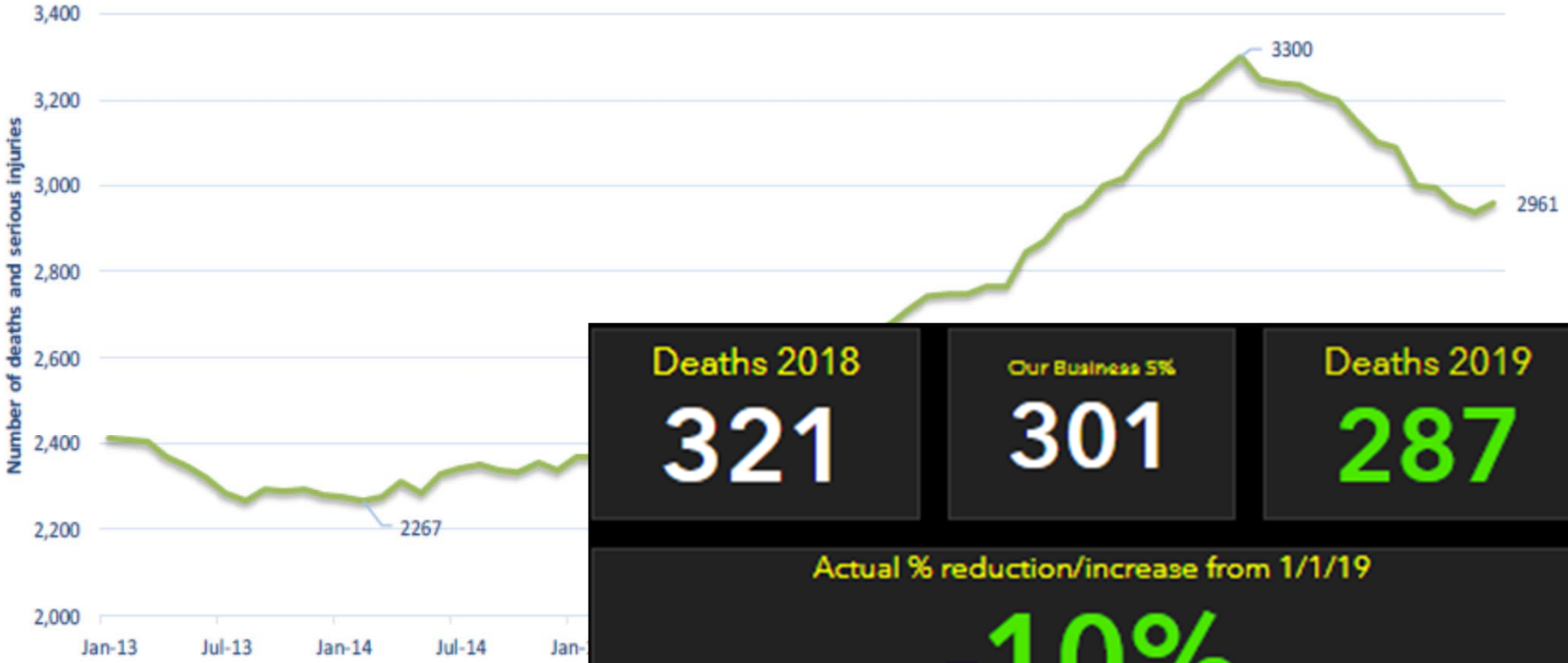
WHY WE'RE HERE HE AHA TĀTOU I TŌ AI HEI RŌPO		WHAT WE DO HE AHA Ā TĀTOU MAHI		HOW WE DO IT HE PĒHEA E MAHIA AI E TĀTOU	
<p><b>OUR PURPOSE</b></p> <p><b>BE SAFE FEEL SAFE</b></p> <p>HOW WE POLICE MAKES PEOPLE FEEL SAFE</p> <p>WHAT WE DO KEEPS PEOPLE SAFE</p>	<p><b>OUR MISSION</b></p> 	<p><b>OUR STRATEGIES</b></p> <p><b>PREVENTION FIRST MODEL</b> TAKING EVERY OPPORTUNITY TO PREVENT HARM</p>  <p><b>TURNING OF THE TIDE</b> BETTER OUTCOMES FOR NZ BY WORKING IN PARTNERSHIP WITH IWI</p>  <p><b>SAFER JOURNEYS</b> REDUCING AND PREVENTING ROAD RELATED TRAUMA</p>  <p><b>WELLNESS AND SAFETY</b> LOOKING AFTER OUR PEOPLE</p>	<p><b>OUR TARGETS</b></p> <p><b>5%</b> REDUCTION IN ROAD DEATHS EACH AND EVERY YEAR</p> <p><b>10,000</b> FEWER SERIOUS CRIME VICTIMISATIONS BY 2021</p> <p><b>25%</b> REDUCTION IN REOFFENDING BY MĀORI BY 2025</p> <p><b>90%</b> OF PEOPLE FEEL SAFE AND HAVE TRUST AND CONFIDENCE IN POLICE BY 2021</p>  <p><b>\$500 MILLION</b> CASH AND ASSETS RESTRAINED FROM GANGS AND CRIMINALS BY 2021</p>	<p><b>OUR PEOPLE</b></p> <p>ARE:</p> <ul style="list-style-type: none"> <li>VALUED</li> <li>EQUIPPED AND ENABLED</li> <li>SAFE AND FEEL SAFE</li> <li>HIGH PERFORMING</li> <li>VICTIM FOCUSED</li> <li>VISIBLE</li> </ul>	<p><b>OUR TRANSFORMATION PROGRAMME</b></p> <p><b>THE SAFEST COUNTRY POLICING 2021</b></p> <ul style="list-style-type: none"> <li>BUILDING THE FRONT LINE</li> <li>SAFER WHĀNAU</li> <li>IWI AND COMMUNITY PARTNERSHIPS</li> <li>EVIDENCE-BASED POLICING</li> <li>MODERNISING OUR SERVICE DELIVERY</li> <li>POLICE HIGH PERFORMANCE FRAMEWORK</li> </ul> 
<p><b>OUR VISION</b></p> <p><b>TO HAVE THE TRUST AND CONFIDENCE OF ALL</b></p>	<p><b>OUR GOALS</b></p> <ul style="list-style-type: none"> <li>PREVENT CRIME AND VICTIMISATION</li> <li>TARGET AND CATCH OFFENDERS</li> <li>DELIVER A MORE RESPONSIVE COMMUNITY FOCUSED POLICE SERVICE</li> </ul>	<p><b>OUR PARTNERSHIPS</b></p> <p>WORKING TOGETHER TO ACHIEVE COLLECTIVE IMPACT WITH OUR PARTNERS</p>			
<p><b>OUR MOTTO</b></p> <p><b>SAFER COMMUNITIES TOGETHER</b></p>					

5 %  
25 %  
90 %



# 12 month death and serious injuries

Historical Outcomes



<b>Deaths 2018</b> <b>321</b>	<b>Our Business 5%</b> <b>301</b>	<b>Deaths 2019</b> <b>287</b>
<b>Actual % reduction/increase from 1/1/19</b> <b>-10%</b> 5% reduction 2019: 349 fatalities		

## RSPP Metrics

FOCUS AREA	MEASURES	NATIONAL TARGET over 3 years	DISTRICT TARGET per year
Restraints	Number of restraint offences		
Impairment (Alcohol and drugs)	Number of passive and breath screening tests conducted		
	Number of excess alcohol offences		
	Number of drug impaired driving offences		
Distraction	Number of cell phone offences		
Speed	Mobile speed camera deployment activity (hours)		
	Number of officer issued speed offences		
High Risk Drivers	Number of high risk driver offences*		
	Number of Offender Management Plans in place for high risk drivers		
Prevention & general deterrence	Number of alternative resolutions**:		
	• Compliance		
	• Referral to driver licence programmes		
	• Referral to Iwi panel		
	• Written Traffic Warnings		
	• Number of traffic stops.		



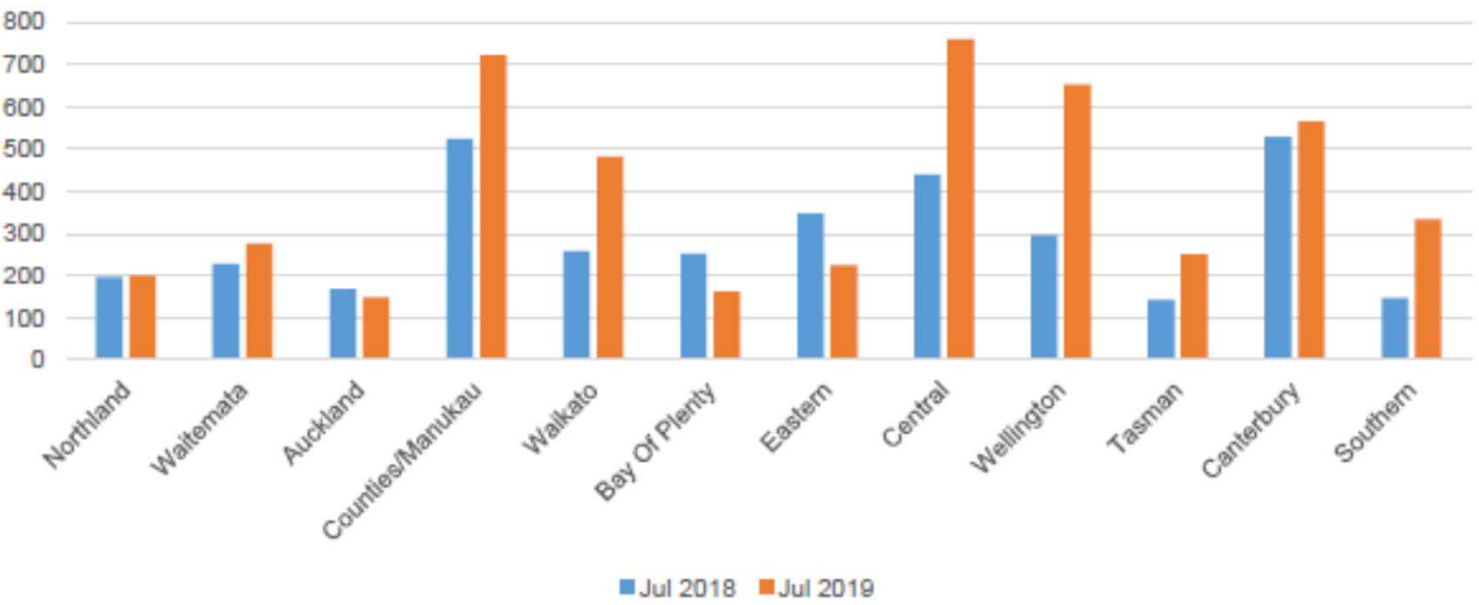
# RESTRAINTS

Wearing a seat-belt reduces the risk of a fatal injury by:

Up to **50%** for front seat occupants

Up to **75%** for rear seat occupants

Operation 5 (R)



R

I

D

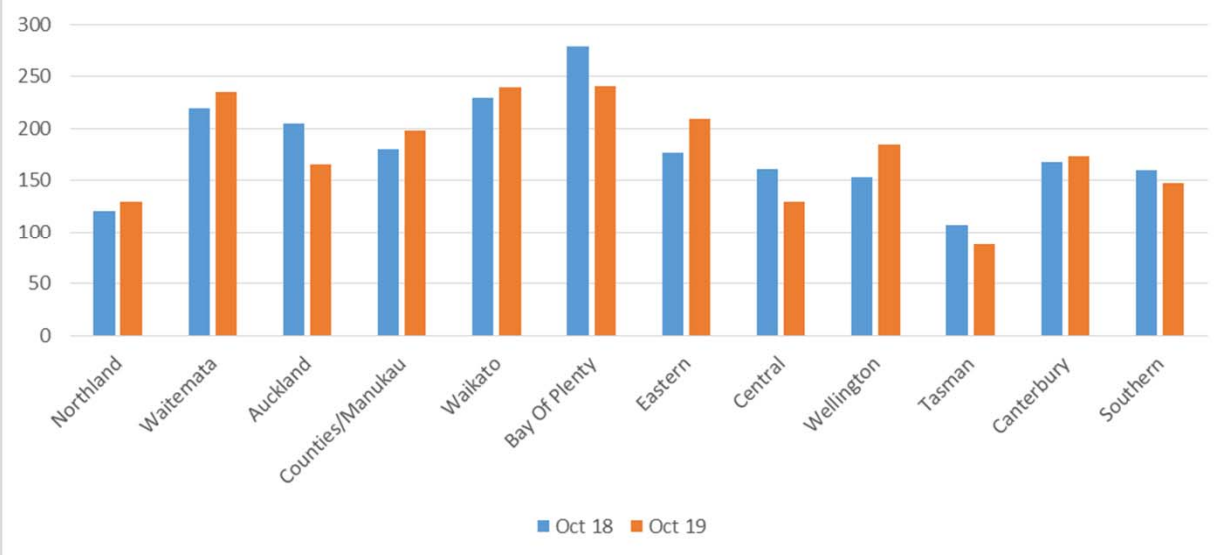
S

# IMPAIRMENT



Deceased drivers (2017)	229 analysed
No drugs or alcohol	87 (38%)
Alcohol	66 (29%)
Cannabis	70 (31%)
Methamphetamine	26 (11%)
Other drugs	64 (28%)

Operation 5 (I)



R

I

D

S

# DISTRACTION

## DANGER ZONES

Drivers engaged in TXT messaging on a mobile phone are

**23**

TIMES MORE LIKELY

to be involved in a crash than drivers focused on the road



Sending or reading a text takes your eyes off the road for

**4.6**  
SECONDS

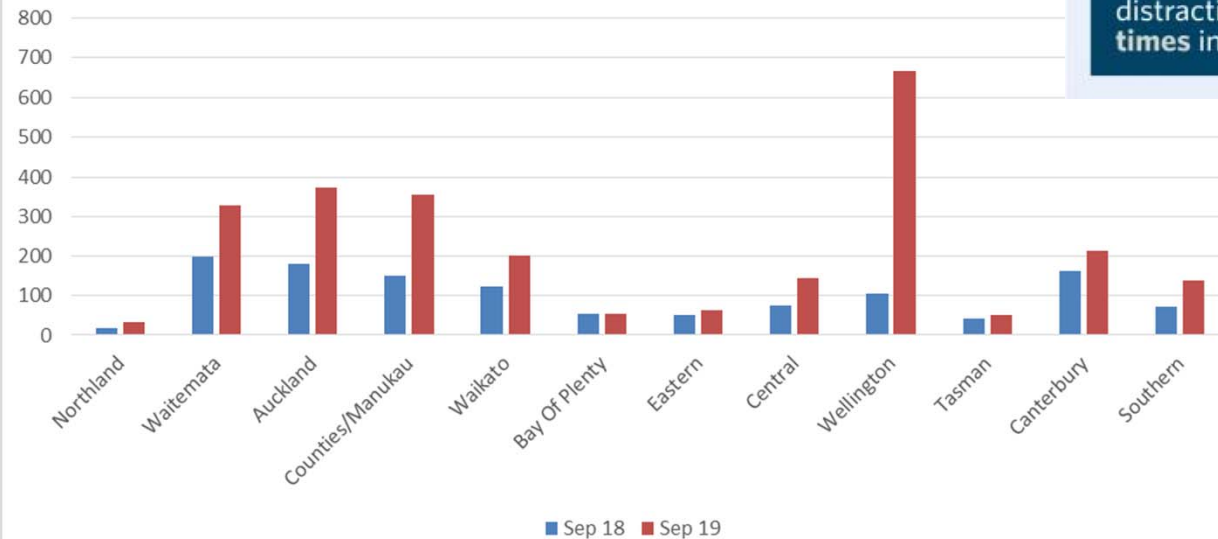
At 90km/h that's like driving the length of a rugby field blindfolded



The majority of fatal and serious injury crashes involving driver distraction occur at **peak commuting times** in the morning and evening



Operation 5 (D)




R  
I  
D  
S



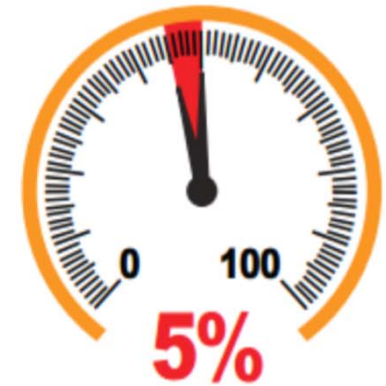
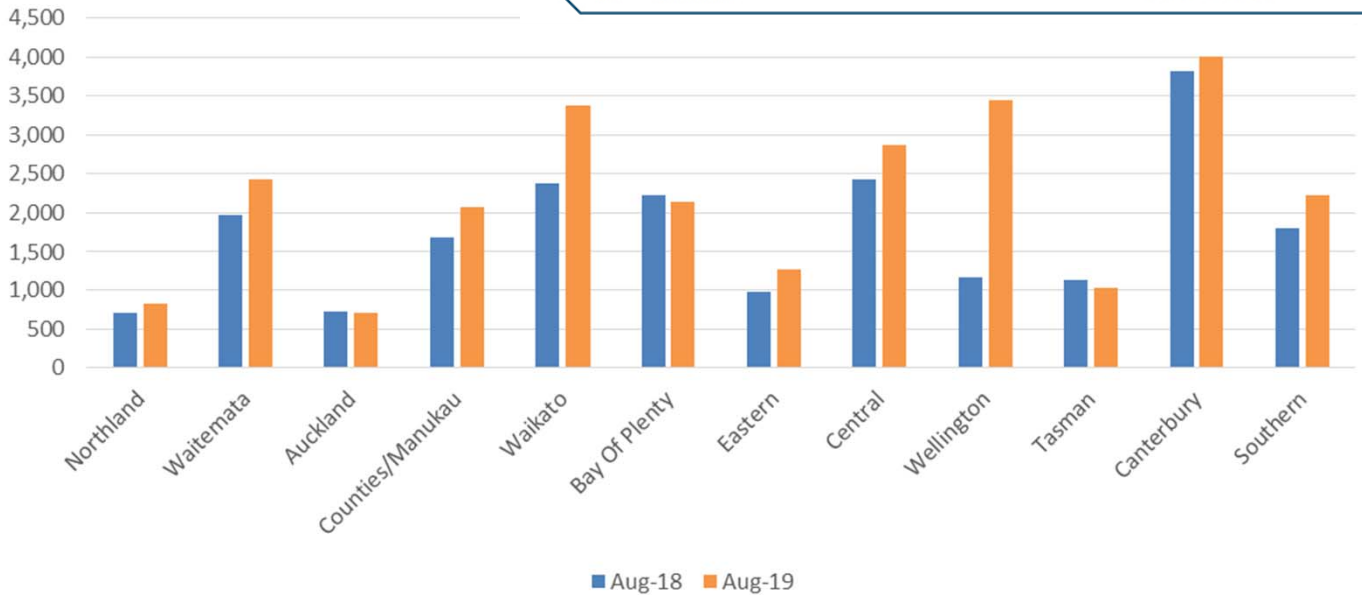
# SPEED

A pedestrian's chance of surviving being hit by a vehicle decreases as speeds increase:



**NZ TRANSPORT AGENCY**  
WAKA KOTAHĪ

New Zealand Government



**A 5% cut  
in average speed  
can result in...**



**reduction  
in the number  
of fatal crashes**







# SUPPORTED RESOLUTIONS

## Barriers in obtaining a Drivers Licence:

1. Identity
2. Complicated Process
3. Literacy
4. Financial
5. Appropriate Vehicle
6. Transport availability
7. Support Person/Mentor

Auckland Co-design Lab

*Ka Kete*

**Nga Kete**

*He Tangata He  
Tangata He  
Tangata*

*AWHI*





## Supported Resolutions

### ***He Tangata***

Police initiated with 15 Iwi Service Providers across country  
Funding provided to provide a Lease vehicle and train an I endorsed Kaitiaki to assist with delivering Driver training/Licenses  
Focus on Hauora (wellbeing) as well as Road Safety


### ***AWHI***

Initiated in Bay of Plenty – two police officers  
Referral Tool for staff to refer to Service Providers  
Spread now to six Districts  
6528 referrals to Road Safety Service Providers (majority Driver Licensing)



Operation Five Metrics

### Operation 5 - Road Deaths 2019



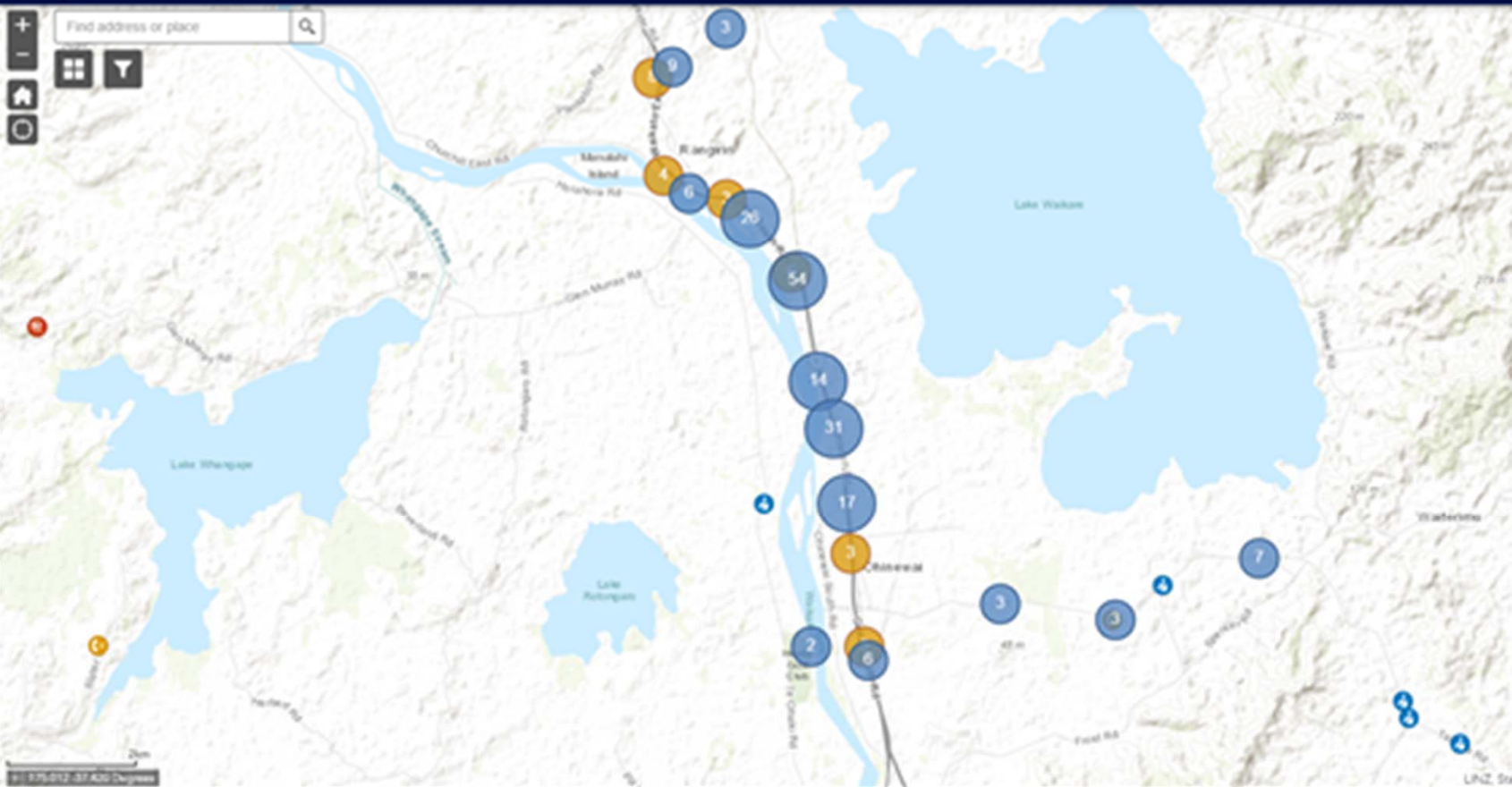
Deaths 2018

Our Business 5%

Deaths 2019

144 129 153

Lineup



#### Road Policing Layers

- Crashes(Fatal + Serious - Last Year)
- Prevention(Last 4 Weeks)
- Demand(Last 4 Weeks)

## Comparison Maps Prevention activity vs Calls for Service

Comparison Map (Last 3 Months)

District: All Area: All Areas Station: All Stations

