


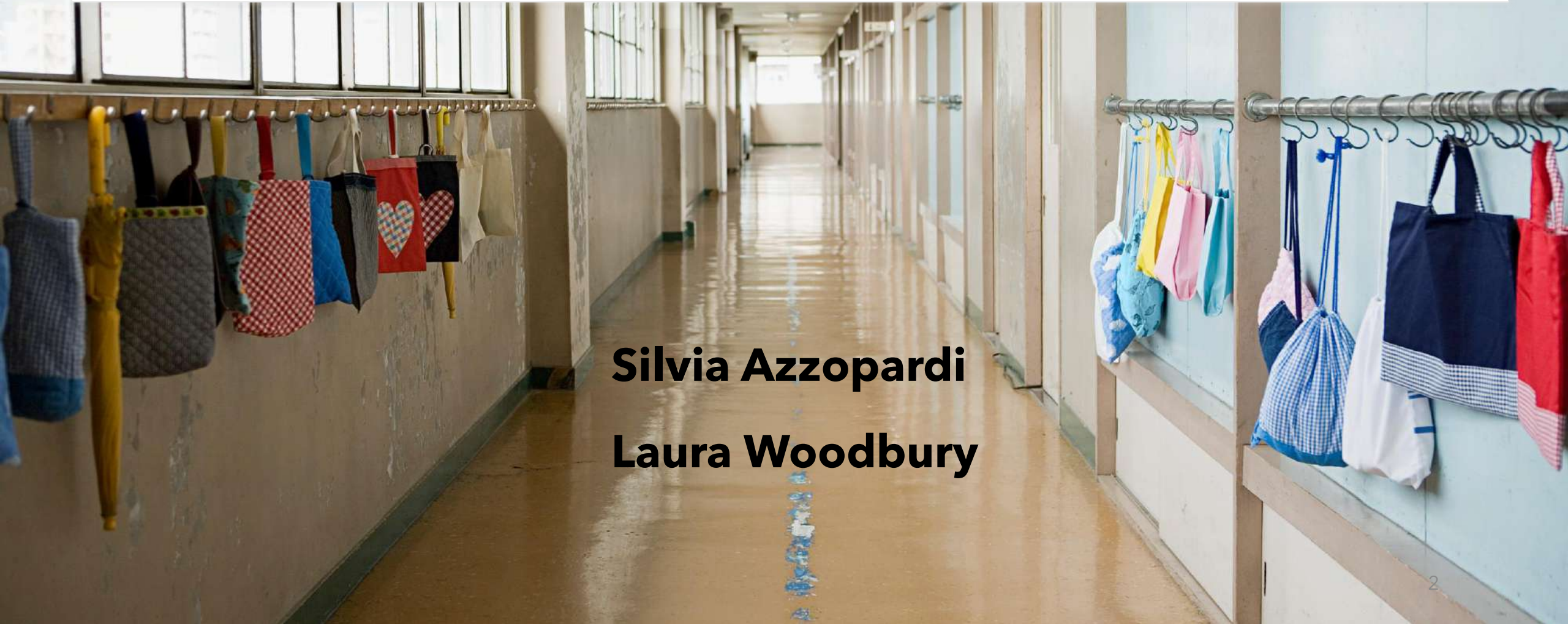
Acknowledgment Of Country



We recognise the Ongoing Custodians of the land and waterways of where we live. We pay respect to elders past and present as ongoing teachers of knowledge, song lines and stories. We strive to ensure every Aboriginal and Torres Strait Islander learner achieves their potential through education in NSW.

We recognise the ICC Sydney stands and operates on Gomora, land of the Gadigal clan of the Eora Nation.

Knowing Your Preschools, Offering Creative Support For Transition



Silvia Azzopardi
Laura Woodbury

Pre-Survey

Pre-Survey





By the end of this session, we hope to equip and share with you...

01

innovative
strategies and
important
practices

02

relevant high-
quality transition
processes and
support
documents

03

practical
examples to use

04


importance of
developing a
holistic approach
and the positive
impacts of
shared planning

The background of the slide features a collection of children's items. On the left, several folded sweaters in shades of grey and blue are visible. In the center, a brown canvas backpack with a pink and red pom-pom decoration is shown. To the right of the backpack, a blue garment with a red circular logo and the text 'SEA ROCKET SHIP' is partially visible. At the bottom center, a pair of light-colored pants with blue rabbit silhouettes is displayed.

Transition To School Process

Making schools ready for children,
not children ready for schools

Sense Of Belonging

A photograph of two young children playing in a shallow pond. The child on the left is wearing a blue patterned shirt and a blue cap with 'Don' visible. The child on the right is wearing a red and white patterned shirt and a black flat cap. They are both leaning over the edge of the pond, looking at something in the water. The background is a blurred green lawn.

Better academic,
social, and
overall wellbeing
outcomes in the long
term



Optimal Transition

Transition Is.. And What It's Not

It's not an orientation program that focuses on educating the child

It's not a one size fits all approach

It requires understanding of the child's context and creating a transition that is personalised and supportive of their needs

Key Factors In Transition



Early planning and preparation



Build a team around the child




Collaborative partnerships



Include a range of evidence- based practices

Transition Timeline





Engage with Preschools and Community



Key contacts have been identified in the local area – having a relationship with preschools is key so have knowledge prior to day one.

Staff member to visit local preschools to build and strengthen the reciprocal relationships

Build relationships for students and parents between preschools and schools e.g. teddy bear picnic, cross country preschool race, Easter Hat parade, introduce crossing guard, canteen staff, teachers


Understanding The Skills Of Each Child

Summary Profiles

Importance of observations

Links to school

High Quality Transition Strategies



Personalised and individualised approach/sessions



Information seeking



Developing plan and goals e.g. Positive Partnership Plan

Innovative Options For Transition To School Strategies

**Play based Orientation
sessions**

Individualised interviews

**Shared Professional
Learning**

Help But Not Hinder Transition

Knowledge of the links between Early Years Framework and the NSW Curriculum

Keep it play based - it's not about educating the child

Focus on the children's strengths not needs

Individual Case Studies

DoE links to
case
studies

DoE
Transition
Guidelines

Resource kit
– Victorian
State
Government

After Today ... Moving Forward Plan

1

**Create a
Kindergarten
Transition To
School Team**

2

**Review current
practices**

3

**Create a plan
for 2025
students**

4

**Consider
incorporating
the suggested
strategies
today**

Weebly Resource Link
inclusivetransitionsupport.weebly.com



Post Survey

Post Survey

