

# CADET™ G2 200-15



**3000**  
PSI

**15**  
L/PM

**ELECTRIC MOTOR**  
**5.5KW 3 PHASE**  
**ENGINE TYPE**

**POWERLINK**  
**COUPLING**  
**1450RPM**  
**DRIVE**

**COLD**  
**WATER**  
**OUTPUT**



## HERO INNOVATIONS

- PEXO™**  
Stainless Steel Exoskeleton
- JWPP™**  
Jetwave Italian Premium Pump
- DTS™**  
Delayed Timer Stop
- BCT™**  
Bypass Cooling/Water Buffer Tank
- PL™**  
Powerlink Coupling to pump

## APPLICATIONS


- Agriculturist
- Food & Beverage Cleaning
- Transportation & Logistics
- Factory Cleaning

## One Product 4 Solutions




## STANDOUT FEATURES


- JW® Enhanced Italian triplex plunger pump running at 1450RPM delivers more performance and longer life.
- JW® Low speed Italian made, electric motor, air cooled and protected with thermal cut-out.
- Jetwave Safety System™ (JSS) safety valve to prevent over pressurisation.
- Seamless & sealed 12L on-board bypass water cooling tank for added pump protection.
- Quality assured low 24v electrical control box & emergency stop or increased safety.
- DTS™ Delayed Timer Stop electronic control for overall unit protection.




### STANDARD EQUIPMENT



**Gun:** J5500k low trigger force gun w/swivel & lance coupling system.



**Lance:** JW Straight stainless steel lance w/ JetBlade nozzle system

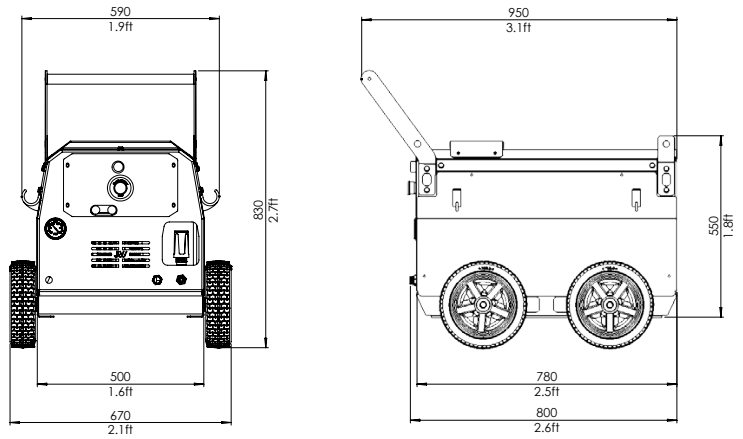


**Hose:** 10m non marking double wire braid hose w/M22 couplings



**G2 Wash Case:** Carrying and storage case.

### DIMENSIONS



TECHNICAL DATA 0:00

CADER™ G2 200-15

Product Code	CW3000-15ELG2
Pressure / Flow Rate	3000 PSI (200 BAR) / 15 L/PM (900 L/PH) / 4 GPM
Max Water Inlet Temp	50°C / 122°F
Class (ASNZS: 4223)	Class A (4,200 Bar/Litres)
Usage Frequency	Industrial: Continuous
Nozzle Size	045
Frame Structure	CNC Modular galvanised steel chassis plus satin powder coat finish and <b>stainless steel cover</b>

### MOTOR FEATURES

Motor / Power	Induction / 5.5kW / 3 Phase / 415v / 50Hz / 32A
Cable Length / Control	8M / Delayed Timer Stop DTS™

### HYDRAULIC FEATURES

Pump / Head / Pistons	JW® Italian Triplex Plunger / Brass / Ceramic
Motor Pump Coupling / Pump RPM	PowerLink Coupling / 1450RPM
Unloader Valve	Independent - Adjustable
Safety Valve	Yes

### DIMENSIONS & WEIGHT

Machine Dimensions / Weight	Skid: 800mm(L) x 665mm(W) x 500mm(H) / 140KG (approx.)
-----------------------------	--

### WARRANTY(S)

Unit / Pump Warranty*	 2 Years
Motor Warranty*	 2 Years

OPTIONAL ACCESSORIES		OPTIONAL UPGRADES	
30m Hose Reel w/30m hose	1060CMPL-CG230M	4 Wheel Trolley Kit	JWA407H
60m Hose Reel w/60m hose	1067CMPL-CG260m	Wall Mount Kit	TBA XXX
60m Stainless Steel Hose Reel w/60m hose	1067CMPLSS-CG260m	Floor Mount Kit	TBA XXX
Turbo Head w/Lance (300BAR)	JWA160	Remote Control Box w/8m Cable	JWA601
JW Bypass Pro Foam	PROFOAM	High Temp Pump Upgrade	Add : HT