

NEW DIRECTIONS IN LEUKAEMIA RESEARCH

2 - 4 March, 2026

Adelaide Convention Centre
Adelaide, South Australia

PROGRAM

Start Time	End Time	Paper #	Room
------------	----------	---------	------

SUNDAY 1 MARCH 2026

08:00	18:00	Exhibition booth build and exhibitor move-in.	HALL M
15:00	18:00	Speaker Support	Room L3

MONDAY 2 MARCH 2026

07:30	18:00	Registration Opens	FOYER L&M
07:30	18:00	Exhibition & Poster Displays Open	HALL M
08:00	17:00	Speaker Support	ROOM L3

9:00 10:55 CONFERENCE OPENING & SESSION 1 - Myeloproliferative Neoplasms HALL L

9:00	9:05		Welcome and Conference Opening
9:05	9:25		INVITED SPEAKER: Anna Steiner (MPN), Consumer Representative & Advocate in Blood Cancer Research
9:25	9:55		INVITED SPEAKER: Professor John Crispino, St. Jude Children's Research Hospital
9:55	10:25		INVITED SPEAKER: Dr Cavan Bennett, Walter and Eliza Hall Institute of Medical Research
10:25	10:40	17	From Mutation to Transformation: Acquired Mutations Transcriptionally Reprogram Haematopoietic Stem Cells to Drive MPN and Post-MPN AML, Dr Jasmin Straube, QIMR Berghofer
10:40	10:55	89	Targeting CALR myelofibrosis with antibody therapies, Chloe Thompson-Peach, The University of Adelaide

10:55	11:25		Morning Tea & Trade Display	HALL M
-------	-------	--	-----------------------------	--------


11:25 12:40 SESSION 2 - Bone marrow microenvironment/Spatial Profiling HALL L

11:25	11:55		INVITED SPEAKER: Dr Raymond Yip, Walter and Eliza Hall Institute of Medical Research
11:55	12:10	30	The spatial organisation of the paediatric AML bone marrow, Prof. Dr. Olaf Heidenreich, Princess Maxima Center For Pediatric Oncology
12:10	12:25	58	Uncovering the in vivo dynamics of blood cancer cell death and clearance in the bone marrow microenvironment post-therapy, Dr Georgia Atkin-Smith, WEHI
12:25	12:40	96	Investigating ribosome-targeting therapies for the treatment of relapsed/ refractory multiple myeloma, A/Prof Elaine Sanij, St Vincent's Institute of Medical Research

12:40	13:40		Lunch & Trade Display	HALL M
-------	-------	--	-----------------------	--------

PROGRAM

Start Time	End Time	Paper #	Room
MONDAY 2 MARCH 2026 (CONTINUED)			

13:40	14:40	SESSION 3 - Equity and Diversity in Sponsorship/Mentorship			HALL L
13:40	14:10	INVITED SPEAKER:			
14:10	14:40	INVITED SPEAKER:			
14:40	15:00	Rapid Fire Presentations 1			
		11	Therapy-induced mechanisms of adaptive resistance in T-cell Acute Lymphoblastic Leukaemia, Johnathon Lucas, University of Manitoba		
		22	Multi-Omic Profiling to Inform AML Treatment Strategies, Dr Heather Murray, The University of Newcastle		
		28	Defining the non-catalytic role of NSD2 in t(4;14) Multiple Myeloma, Mr Joshua King, Peter MacCallum Cancer Centre		
		54	Harnessing the gut-brain axis to reduce CNS toxicity in acute lymphoblastic leukaemia , Dr Elyse Page, SAHMRI		
		70	Distinct signalling networks and drug responses of JAK2 and NRAS mutant subclones in CRLF2-positive B-ALL, Ms Kaitlyn Kew, Olivia Newton John Cancer Research Institute		
15:00	15:30	Afternoon Tea & Trade Display			HALL M
15:30	17:05	SESSION 4 - Myeloma			HALL L
15:30	15:50	INVITED SPEAKER: Professor Joy Ho (Clinical Spotlight), The University of Sydney			
15:50	16:20	INVITED SPEAKER: Associate Professor Marta Chesi, Mayo Clinic		SPONSORED BY:	
16:20	16:50	INVITED SPEAKER: Associate Professor Lev Kats, Peter MacCallum Cancer Centre			
16:50	17:05	43	CRISPR-Cas9-based functional genomic screening reveals the heme biosynthesis enzyme ALAD as a critical dependency for multiple myeloma tumour growth in vivo, Dr Emma Cheney, The University of Adelaide		
17:05	17:25	Rapid Fire Presentations 2			
		42	Using Olink proteomics and single RNA sequencing to discover proteins that distinguish MGUS and multiple myeloma., Dr Melissa Cantley, The University of Adelaide		
		52	Inhibition of nicotinamide metabolism by the novel NAMPT inhibitor OT-82 potentiates venetoclax in paediatric and adult acute myeloid leukaemia models, Mawar Karsa, Children's Cancer Institute		
		31	Stag2 cohesin loss promotes myelodysplasia and leukaemia through chromatin regulation , Dr Jane Xu, Columbia University Irving Medical Center		
		64	Unravelling the epigenetic drivers of CHIP – MDS/CMML – AML progression through novel Methylation-Sensitive Regulatory Elements, Dr Mahmoud Bassal, Beth Israel Deaconess Medical Center		
		87	RAS pathway-mutant acute myeloid leukaemia is resistant to venetoclax but demonstrates sensitivity to anti-GM-CSF antibody therapy, Kelly Lim, The University of Adelaide		
17:30	19:30	Welcome Reception & Poster Session			HALL M

PROGRAM

Start Time	End Time	Paper #	Room
TUESDAY 3 MARCH 2026			

07:00	18:00		Registration Opens	
08:00	18:00		Exhibition & Poster Displays Open	
08:00	17:00		Speaker Support	
07:30	08:45		Breakfast Session - Meet the Experts	GILBERT SUITE
9:00	11:00		SESSION 5 - Acute Lymphoblastic Leukaemia	HALL L
9:00	9:30		INVITED SPEAKER: Professor Jan Cools, HemaSphere	
9:30	10:00		INVITED SPEAKER: Omics-enabled strategies for molecular and functional profiling in ALL, Associate Professor Jessica Nordlund, Uppsala University	
10:00	10:30		INVITED SPEAKER: Dr Chelsea Mayoh, Children's Cancer Institute	
10:30	10:45	62	Decitabine-Based Therapy Reshapes Glucocorticoid Response in Pediatric ETP-ALL with Extent of Benefit Predicted by Epigenetic Features, Dr Yizhou Huang, Children's Cancer Institute	
10:45	11:00	9	Defining chemotherapy-induced stress response in T-cell Acute Lymphoblastic Leukemia, Ovini Amarasinghe, University of Manitoba	
11:00	11:30		Morning Tea & Trade Display	HALL M
11:30	12:50		SESSION 6 - Lymphoma	HALL L
11:30	11:50		INVITED SPEAKER: Novel immunotherapies for B-cell lymphoma-do we know what we don't know?, Professor Eliza Hawkes (Clinical Spotlight), Olivia Newton John Cancer Research Institute at Austin Health	
11:50	12:20		INVITED SPEAKER: Professor Ari Melnick, Weill Cornell Medicine College	
12:20	12:35	51	SOX11-induced reprogramming of B2 cells to a B1a-like phenotype promotes Mantle Cell Lymphoma in mice , Dr Tim Pieters, Ghent University	
12:35	12:50	103	Defining DDX3Y as a synthetic lethal target in DDX3X-mutated B-cell lymphomas, Dr Sam Greenall, Monash University	

PROGRAM

Start Time	End Time	Paper #	Room
------------	----------	---------	------



TUESDAY 3 MARCH 2026 (CONTINUED)

12:50	13:50	Lunch & Trade Display		HALL M
13:50	14:45	SESSION 7 - Metcalf Oration		HALL L
13:50	14:00	Metcalf Introduction - Associate Professor Charley de Bock		
14:00	14:45	MetCalf Oration - Professor Richard Lock		
14:45	15:45	SESSION 8 - New Investigator Event - Consumer Engagement and Involvement in Research		HALL L
14:45	15:00	INVITED SPEAKER:		
15:00	15:15	INVITED SPEAKER:		
15:15	15:45	Q&A Panel discussion		
15:45	16:15	Afternoon Tea & Trade Display		HALL M
16:15	18:00	SESSION 9 - Myelodysplastic Syndrome and Acute Myeloid Leukaemia		HALL L
16:15	16:45	INVITED SPEAKER: Professor Hamish Scott, SA Pathology		
16:45	17:15	INVITED SPEAKER: Dr Julie Thoms, University of New South Wales		
17:15	17:35	105	USP48 Loss Increase Sensitivity to Hypomethylating Agents in Acute Myeloid Leukemia, Constanze Schneider, Dana Farber Institute	
17:35	17:45	104	Novel immunotherapy for TET2-mutated CMML, Professor Daniel Thomas, SAHMRI	
17:45	18:00	63	Mechanistic insights into how venetoclax-based therapy durably eradicates NPM1 mutated clones in acute myeloid leukaemia, Dr Fiona Brown, Walter and Eliza Hall Institute	
18:00	19:00	Break		
19:00	Late	Conference Dinner		WINE CENTRE

PROGRAM

Start Time	End Time	Paper #	Room
WEDNESDAY 4 MARCH 2026			

08:00	15:30	Registration Opens
08:00	15:30	Exhibition & Poster Displays Open
08:00	14:00	Speaker Support

08:00	08:45	Meet-the-Editors Session Professor Andrew Roberts - Editor-in-Chief of Blood Professor Jan Cools - Editor-in-Chief of HemaSphere	SPONSORED BY:  	HALL L
-------	-------	---	--	--------

9:00	11:00	SESSION 10 - Acute Myeloid Leukaemia		HALL L
9:00	9:20	INVITED SPEAKER: Dr Jad Othman (Clinical Spotlight), Royal North Shore Hospital		
9:20	9:50	INVITED SPEAKER: Targeting epigenetic regulatory complexes in SETBP1-mutant myeloid malignancies, Associate Professor Julia Maxson , Knight Cancer Institute		
9:50	10:20	INVITED SPEAKER: Professor Steven Lane, QIMR Berghofer		
10:20	10:35	57	Targeting PAR1 in aggressive blood cancer: A novel strategy to eradicate leukemic stem cells, Dr Nunki Hassan, University of Sydney	
10:35	10:50	82	Cu-Later AML: Inhibition of heme biosynthesis triggers cuproptosis in acute myeloid leukemia, Dr Alexander Lewis, Peter MacCallum Cancer Centre	
10:50	11:00	97	Real-World Outcomes of Older Adults with Acute Myeloid Leukaemia Before and During the Venetoclax Era: An Australasian Leukaemia and Lymphoma Group (ALLG) National Blood Cancer Registry (NBCR) Study, Dr Patrick Lawrence, Princess Alexandra Hospital	

11:00	11:30	Morning Tea & Trade Display		HALL M
-------	-------	-----------------------------	--	--------

11:30	13:00	SESSION 11 - Epigenetics/Gene Regulation in blood cancer		HALL L
11:30	12:00	INVITED SPEAKER: Dr Lyndsey Montefiori, St. Jude Children's Research Hospital		
12:00	12:30	INVITED SPEAKER: Coordinated targeting of epigenetic and transcriptional networks to exploit blood cancer dependency on dysregulated gene expression, Dr Jennifer Devlin , Peter MacCallum Cancer Centre		
12:30	12:45	21	Drug-induced epigenetic memory enables rational and effective sequential therapy in Acute Myeloid Leukaemia, Dr Omer Gilan, Monash University	
12:45	13:00	84	Investigating RNA splicing alterations in leukaemia, Dr. Ashwin Unnikrishnan, University of New South Wales	

13:00	14:00	Lunch & Trade Display		HALL M
-------	-------	-----------------------	--	--------

14:00	15:50	SESSION 12 - Targeting high-risk paediatric leukaemia		HALL L
14:00	14:20	INVITED SPEAKER: Professor Rishi Kotecha (Clinical Spotlight), Perth Children's Hospital		
14:20	14:50	INVITED SPEAKER: Dr Elliott Stieglitz, UCSF Benioff Children's Hospitals		
14:50	15:05	14	Menin a therapeutic target in non-KMT2Ar T-ALL? , Dr. Steven Goossens, Ghent University	
15:05	15:20	81	Efficacy of novel targeted therapies in Down syndrome acute lymphoid leukaemia, Miss Kunjal Panchal, The Kids Research Institute Australia	
15:20	15:50	Conference Closing & Awards Presentation		
15:50		Close		

POSTER DISPLAYS

Posters will be displayed from Monday 2 March to Wednesday 4 March.

All poster presenters should be alongside their poster during the allocated poster session and during schedule breaktimes where possible.

Paper #	Poster #	Theme	
11	P1	Acute Lymphoblastic Leukaemia	Therapy-induced mechanisms of adaptive resistance in T-cell Acute Lymphoblastic Leukaemia, Johnathon Lucas, University of Manitoba
12	P2	Acute Lymphoblastic Leukaemia	Pharmacological inhibition of sclerostin protects bone from B-cell acute lymphoblastic leukaemia-mediated destruction, Dr Vincent Kuek, The Kids Research Institute Australia
34	P3	Acute Lymphoblastic Leukaemia	Pre-clinical assessment of dinaciclib in treatment of high-risk infant B-cell acute lymphoblastic leukaemia, Dr Sung Chiu, The Kids Research Institute Of Australia
46	P4	Acute Lymphoblastic Leukaemia	Co-targeting BCL-2 and MCL-1 (Via CDK9) in pre-clinical models of high-risk Acute Lymphoblastic Leukaemia (ALL), Dr Donia Moujalled, Walter And Eliza Hall Institute
48	P5	Acute Lymphoblastic Leukaemia	SOX11 induces $\gamma\delta$ T-cell differentiation and synergizes with MYCN to drive LMO2 $\gamma\delta$ -like T-cell acute lymphoblastic leukemia, Dr Tim Pieters, Ghent University
49	P6	Acute Lymphoblastic Leukaemia	Efficacy of NAMPT inhibition in Down Syndrome-associated Acute Lymphoblastic Leukaemia, Miss Amelia Dyton, The Kids Research Institute Australia
83	P7	Acute Lymphoblastic Leukaemia	Comprehensive Clarity: How the ZERO Childhood Cancer sequencing program is driving deeper understanding of Acute Lymphoblastic Leukemia biology and prognosis., Miss Kimberly Dias, Children's Cancer Institute
7	P8	Acute Lymphoblastic Leukaemia	Decoding the aberrant IL-7/STAT5 axis driving therapy resistance in T-ALL, Mr Johnathon Lucas, University of Manitoba
18	P9	Acute Lymphoblastic Leukaemia	Extracellular vesicles induce leukaemogenesis in cytokine dependent parental Ba/F3 cells via horizontal transfer of CRLF2 p.F232C genomic material, Mr Maxim Buckley, University of Adelaide
54	P10	Acute Lymphoblastic Leukaemia	Harnessing the gut-brain axis to reduce CNS toxicity in acute lymphoblastic leukaemia , Dr Elyse Page, SAHMRI
56	P11	Acute Lymphoblastic Leukaemia	DUX4 Detective: Interrogating the DUX4 rearranged subtype of B-ALL for a molecular lead, Mr Thomas McGovern, SAHMRI
80	P12	Acute Lymphoblastic Leukaemia	Modelling the CNS-niche in vitro to investigate therapeutic vulnerabilities in acute lymphoblastic leukaemia, Mr Luke Quinlan, South Australian Health And Medical Research Institute
75	P13	Acute Lymphoblastic Leukaemia	Investigating TKI Resistance Using Novel CRISPR-generated NUP214::ABL1 and SFPQ::ABL1 Ph-like ALL Models, Mrs Shengjie Wang, Olivia Newton John Cancer Research Institute
70	P14	Acute Lymphoblastic Leukaemia	Distinct signalling networks and drug responses of JAK2 and NRAS mutant subclones in CRLF2-positive B-ALL, Ms Kaitlyn Kew, Olivia Newton John Cancer Research Institute
66	P15	Acute Lymphoblastic Leukaemia	New hope for the universally fatal TCF3::HLF-positive paediatric B-cell acute lymphoblastic leukaemia, Ms Zahra Sheybani, Children's Cancer Institute
69	P16	Acute Lymphoblastic Leukaemia	New mouse model systems to study oncogenic fusions in high-risk childhood acute lymphoblastic leukaemia, Ms Kristy Yeats, Children's Cancer Institute
71	P17	Acute Lymphoblastic Leukaemia	Investigating leukaemic intrinsic mechanisms of CD19+/- B-ALL relapse post-CAR T-cell therapy, Ms Evelyn Yang, Olivia Newton-John Cancer Research Institute
15	P18	Acute Lymphoblastic Leukaemia	Improving Genomic Alignment Accuracy and Variant Detection for Acute Lymphoblastic Leukemia Patients: A Pan-Genome Graph Approach, Ashlee Thomson, Sahrri
61	P19	Acute Lymphoblastic Leukaemia	The Short-Chain Fatty Acid Butyrate; a novel microbe-derived defence against Acute Lymphoblastic Leukaemia , Cate Cheney, SAHMRI
72	P20	Acute Lymphoblastic Leukaemia	Mapping the AKR1C3 cis-regulome in acute lymphoblastic leukaemia to enhance targeted therapy with a new AKR1C3-activated prodrug, Hansen Kosasih, Children's Cancer Institute
73	P21	Acute Lymphoblastic Leukaemia	Development of a novel microbiome screening method to predict late-effects risk in paediatric ALL survivors. , Joyce Mugabushaka, SAHMRI

Paper #	Poster #	Theme	
50	P22	Acute Myeloid Leukaemia	Targeting CD93 signalling to overcome venetoclax resistance in acute myeloid leukemia, A/Prof Jason Powell, Centre for Cancer Biology
4	P23	Acute Myeloid Leukaemia	TP53-mutant acute myeloid leukemia is associated with a heightened inflammatory iScore signature in AML , Dr Rahul Bhargava, Fortis Memorial Research Institute
19	P24	Acute Myeloid Leukaemia	DNMT3A mutation-driven chemoresistance arises from transcriptionally-primed quiescent leukemia stem cells in NPM1c-FLT3ITD AML, Dr Paniz Tavakoli Shirazi, Qimr Berghofer
22	P25	Acute Myeloid Leukaemia	Multi-Omic Profiling to Inform AML Treatment Strategies, Dr Heather Murray, The University of Newcastle
38	P26	Acute Myeloid Leukaemia	Destroying Leukaemia Stem Cells with inhibition of Aryl Hydrocarbon Receptor, Dr Alyona Oryshchuk, University of Auckland Waipapa Taumata Rau
99	P27	Acute Myeloid Leukaemia	In vivo CRISPR activation screens identify novel tumour drivers of acute erythroid leukaemia, Dr Yexuan Deng, Walter And Eliza Hall Institute of Medical Research
10	P28	Acute Myeloid Leukaemia	Investigating therapeutically targetable mechanisms of SNAI1-driven Acute Myeloid Leukaemia, Miss Lynda Truong, Hudson Institute of Medical Research
13	P29	Acute Myeloid Leukaemia	Investigating the role of colony-stimulating factor 3 receptor (CSF3R) and runt-related transcription factor 1 (RUNX1) in the progression of acute myeloid leukemia (AML), Miss Tarindhi Ratnayake, Deakin University
27	P30	Acute Myeloid Leukaemia	Restoring sensitivity to venetoclax in AML through inhibition of DNA-PK-mediated DNA repair , Miss Maddison Chambers, University of Newcastle
47	P31	Acute Myeloid Leukaemia	Induction of interferon signalling dictates Menin inhibitor efficacy in NPM1 mutant AML, Mr Joseph Cefai, Peter MacCallum Cancer Centre
26	P32	Acute Myeloid Leukaemia	Microenvironment-guided functional profiling of venetoclax-hypomethylating agent sensitivity and resistance in acute myeloid leukemia, Mr. Yohannes Kelifa Emiru, University of Newcastle
41	P33	Acute Myeloid Leukaemia	Mutational analysis of DDX41 in myelodysplastic syndromes and acute myeloid leukaemia, Mr. Duy Nguyen, The University of Auckland
87	P34	Acute Myeloid Leukaemia	RAS pathway-mutant acute myeloid leukaemia is resistant to venetoclax but demonstrates sensitivity to anti-GM-CSF antibody therapy, Kelly Lim, The University of Adelaide
98	P35	Acute Myeloid Leukaemia	Engineered humanized stem cell model of clonal haematopoiesis with TP53 mutation, Mr. Hossein Anani, University of Adelaide
53	P36	Acute Myeloid Leukaemia	Dissecting Genetic and Immune Dysregulation in Acute Myeloid Leukemia through Integrative Exome and Transcriptome Analysis, HARSH GOEL, ALL INDIA INSTITUTE OF MEDICAL SCIENCES, NEW DELHI
106	P37	Acute Myeloid Leukaemia	Single-Cell MRD Assessment in AML Reveals Clonal Diversity and Genotype-Phenotype Discordance Missed by Bulk Methods, Mission Bio,
55	P38	Chronic Lymphocytic Leukaemia	Dual mTORC1/2 inhibition by Torin 2 induces cytotoxic and cytostatic effects in in vitro models of chronic lymphocytic leukaemia (CLL), Dr Lauren Thurgood, Flinders University
59	P39	Chronic Lymphocytic Leukaemia	Proteomic-led drug discovery reveals lipid and non-canonical PI3K pathways as therapeutic targets in chronic lymphocytic leukaemia, Dr Lauren Thurgood, Flinders University
92	P40	Chronic Lymphocytic Leukaemia	Clinical significance of endogenous DNA modifications as biomarkers in chronic lymphocytic leukemia, Dr Daniel Gackowski, Nicolaus Copernicus University In Toruń
5	P41	Chronic Lymphocytic Leukaemia	Developing a novel lipid-based imaging tool for the surveillance of chronic lymphocytic leukemia. , Miss Olivia Burling, Flinders University
31	P42	Epigenetics	Stag2 cohesin loss promotes myelodysplasia and leukaemia through chromatin regulation , Dr Jane Xu, Columbia University Irving Medical Center
64	P43	Epigenetics	Unravelling the epigenetic drivers of CHIP – MDS/CMML – AML progression through novel Methylation-Sensitive Regulatory Elements, Dr Mahmoud Bassal, Beth Israel Deaconess Medical Center
74	P44	Epigenetics	Targeting Cohesin Mutations in Leukemia to identify druggable avenues., Dr Jisha Antony, University of Otago
94	P45	Epigenetics	Profiling of RNA modifications in patients with chronic lymphocytic leukemia: Insights into potential biomarkers., Dr Marta Starczak, Nicolaus Copernicus University In Toruń
95	P46	Epigenetics	Examining the efficacy of targeting mutant TET2 in AML, Ms Leeann Desouza, Centre For Cancer Biology, University of South Australia

Paper #	Poster #	Theme	
91	P47	Genomics	Australian Familial Haematological Conditions Study – Exploring the utility of exome re-analysis and long-read genome sequencing in molecular diagnosis of inherited bone marrow failure and blood cancer predisposition syndromes. Dr Leanne de Kock, University of South Australia
32	P48	Genomics	Addressing index hopping as a sensitivity-limiting factor in NGS-based MRD detection in AML, Miss Mariam Alhilali, The University of Auckland
79	P49	Genomics	Hidden Drivers in Non-Coding Regions: UTR Alterations Promote Immune Checkpoint Dysregulation and Oncogenic Activity, Ms Fatimah Jalud, Olivia Newton John Cancer Research Institute
86	P50	Genomics	Analysis of population and disease databases expands the genotypic and phenotypic landscape of ERG Deficiency Syndrome to include cardiovascular dysfunction, Ms Jiarna Zerella, Centre for Cancer Biology, CCB
35	P51	Genomics	Exploiting the molecular crosstalk between RNA Polymerase II and epigenetic regulators - novel therapeutic opportunities in leukaemia/blood cancer, Ms. Shenali A. Ranasinghe, Peter MacCallum Cancer Centre
24	P52	Genomics	Investigating the role of SAGA in Regulating RNA Polymerase-II-Dependent Transcription in Cancer, Yvonne Daniel, Peter MacCallum Cancer Centre, Parkville, VIC
25	P53	Lymphoma	High Neoantigen Burden Predicts Improved Progression-Free Survival in Follicular Lymphoma Treated with Immune Checkpoint Inhibition, Dr Rakin Chowdhury, Pa Hospital
90	P54	Myelodysplastic Syndrome	Ascorbate downregulates proinflammatory cytokines in a humanized model of TET2 clonal haematopoiesis and in patients with TET2 mutant chronic myelomonocytic leukaemia, Professor Daniel Thomas, SAHMRI, Adelaide University
20	P55	Myeloma	Polyamine blocking therapy to limit multiple myeloma plasma cell growth, Dr Jacqueline Noll, University of Adelaide
28	P56	Myeloma	Defining the non-catalytic role of NSD2 in t(4;14) Multiple Myeloma, Mr Joshua King, Peter MacCallum Cancer Centre
40	P57	Myeloma	Elevated desmoglein-2 expression in multiple myeloma is a prognostic marker across genomic subtypes with impact on high-risk cytogenetics and a distinct gene expression profile, Dr Barbara McClure, Centre for Cancer Biology, University of South Australia and SA Pathology
42	P58	Myeloma	Using Olink proteomics and single RNA sequencing to discover proteins that distinguish MGUS and multiple myeloma., Dr Melissa Cantley, The University of Adelaide
44	P59	Myeloma	Overcoming Cereblon species specificity: development of an IMiD®-sensitive C57BL/KaLwRij murine model of multiple myeloma via CrbnI391V expression, Dr Emma Cheney, The University of Adelaide
45	P60	Myeloma	The myeloma drug bortezomib induces gastrointestinal toxicity and peripheral neuropathy in mice that is influenced by the gut microbiota, Dr Krzysztof Mrozik, Adelaide University
16	P61	Myeloproliferative Neoplasms including Chronic Myeloid Leukaemia	Investigating the molecular basis of mRNA stability in leukaemia, Dr Mary-Jane Tsang, Peter MacCallum Cancer Centre
77	P62	Myeloproliferative Neoplasms including Chronic Myeloid Leukaemia	The role of Copy Number Aberrations in MPN leukaemic transformation driven by p53-loss, Dr Megan Bywater, QIMR Berghofer
67	P63	Myeloproliferative Neoplasms including Chronic Myeloid Leukaemia	RUNX1 and beyond: genetic mechanisms of resistance to tyrosine kinase inhibitors in chronic myeloid leukaemia, Miss Zuhail Naderi, South Australian Health And Medical Research Institute
8	P64	Myeloproliferative Neoplasms including Chronic Myeloid Leukaemia	Identification of common factors driving myelofibrosis, PhD Alban Johansson, QIMR Berghofer
6	P65	Myeloproliferative Neoplasms including Chronic Myeloid Leukaemia	JAK2V617F Directly Impairs NK and T Cell Maturation While the MPN Microenvironment Drives Immune Exhaustion, Mariana Medeiros, University of Sao Paulo/QIMR Berghofer
33	P66	Myeloproliferative Neoplasms including Chronic Myeloid Leukaemia	Genomic complexity and adaptive alterations underpin drug resistance in myeloid blast crisis chronic myeloid leukaemia cell lines , Adelina Fernandes, University of Adelaide
23	P67	New Therapeutic Approaches	The molecular mechanisms of CDK10 and CDK20 in targeting transcription cycles dysregulated in leukaemia, Dr Salla Kyheröinen, Peter MacCallum Cancer Centre
39	P68	New Therapeutic Approaches	Dysregulated transcription directs APOBEC mutagenesis through R-loop formation in multiple myeloma, Dr. Nenad Bartonicek, Peter MacCallum Cancer Centre
36	P69	New Therapeutic Approaches	TR-107 has cytotoxic and anti-proliferative effects against Diffuse Large B-Cell Lymphoma through downregulation of key mitochondrial pathways., Mr Benjamin Davies, Flinders University
52	P70	New Therapeutic Approaches	Inhibition of nicotinamide metabolism by the novel NAMPT inhibitor OT-82 potentiates venetoclax in paediatric and adult acute myeloid leukaemia models, Mawar Karsa, Children's Cancer Institute
60	P71	New Therapeutic Approaches	Differential sensitivity of in vitro models of KMT2A-rearranged infant acute lymphoblastic leukaemia to menin inhibitors , Mr Stephen Dymock, The Kids Research Institute Australia

Paper #	Poster #	Theme	
65	P72	Paediatric Leukaemia	Venetoclax-based therapy as a bridge to haematopoietic stem cell transplantation in relapsed or refractory paediatric acute leukaemia, Dr Katherine Colman, Wehi
101	P73	Paediatric Leukaemia	PICALM::MLLT10 in Childhood non-Down Syndrome Acute Megakaryoblastic Leukaemia, Sean Carter, The Royal Children's Hospital
102	P74	Paediatric Leukaemia	Uncovering Germline Structural Variants in Paediatric Acute Myeloid Leukaemia, Luis Arriola-Martinez, University of South Australia
68	P75	Stem Cells and Microenvironment	Bioengineered Adult Human Endothelial Cell Derived Haematopoietic Stem Cells Re-establish Haematopoiesis in Failed Bone Marrow., Dr Vashe Chandrakanthan, Adelaide University
93	P76	Stem Cells and Microenvironment	Modelling Disease Manifestation in Hereditary Haematological Malignancies, Dr Parvathy Venugopal, Centre For Cancer Biology
76	P77	Stem Cells and Microenvironment	Impact of Oxygen Levels on Haematopoietic Stem Cell Development – Refining Methods to Investigate Molecular Changes During Endothelial-to-Haematopoietic Transition, Mr Luke Bland, Adelaide University