
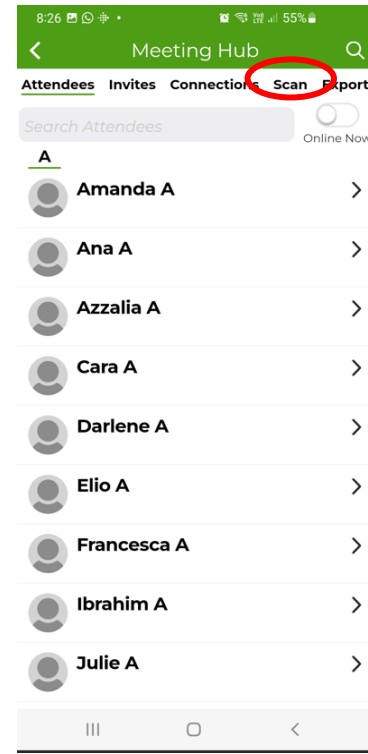


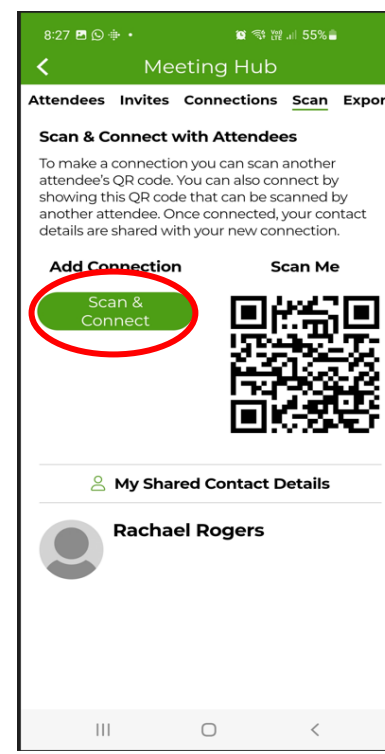
DELEGATE ENGAGEMENT



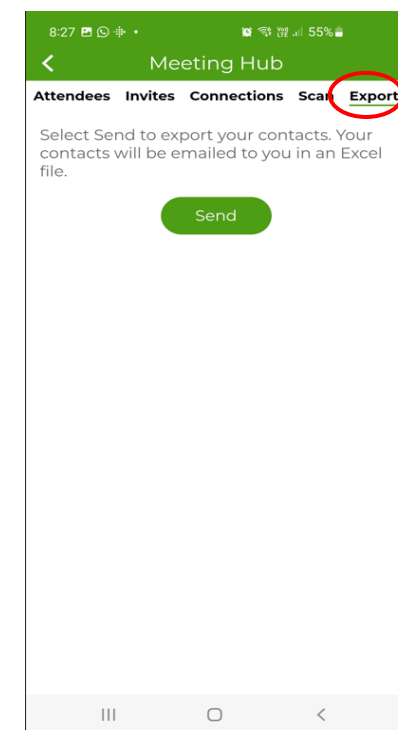
1. In the ANZAHPE 2024 Conference App home screen, tap the **Meeting Hub** icon.



2. When in the Meeting Hub icon, select **Scan** in the top row of heading options (you can also browse attendees via the meeting hub screen, click into their contact details and add as a connection, send them a message or chat, etc).



3. This will take you to a screen where delegates can scan your QR code, and you can also press the blue **Scan & Connect** button to scan the QR code on their delegate's name badge.



4. At the end of each day or the conference (*must be exported within 30 days of the Conference*), you can export your connections by pressing **Export** in the top row of heading options.