

CNHS HCV Elimination Program Goals 8/2015 – 10/2018

1. Secure political commitment for HCV elimination
2. Expand the HCV screening program
3. Establish robust programs to link to care, treat, and cure patients with HCV.
4. Reduce the incidence of new HCV infections

CNHS: Cherokee Nation Health Services

Goal #1: Political Commitment

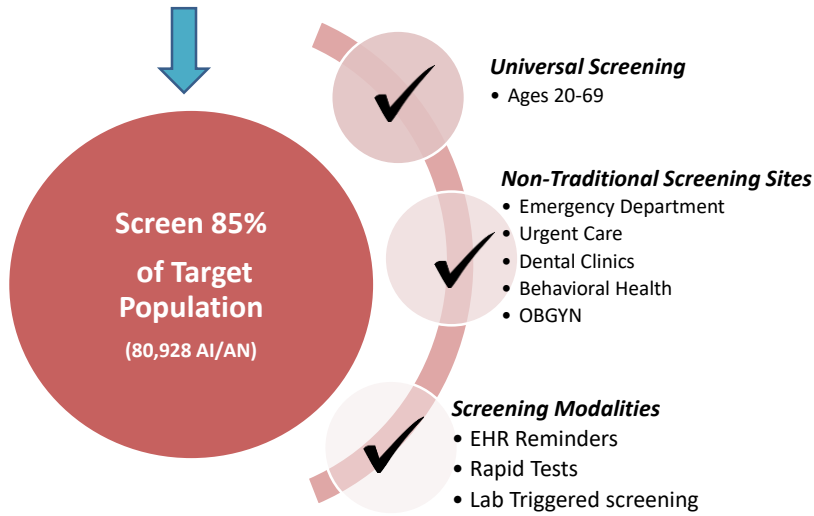
October 30, 2015, CNHS HCV Awareness Day



“As Native people and as Cherokee Nation citizens, we must keep striving to eliminate hepatitis C from our population.”
Chief Bill John Baker

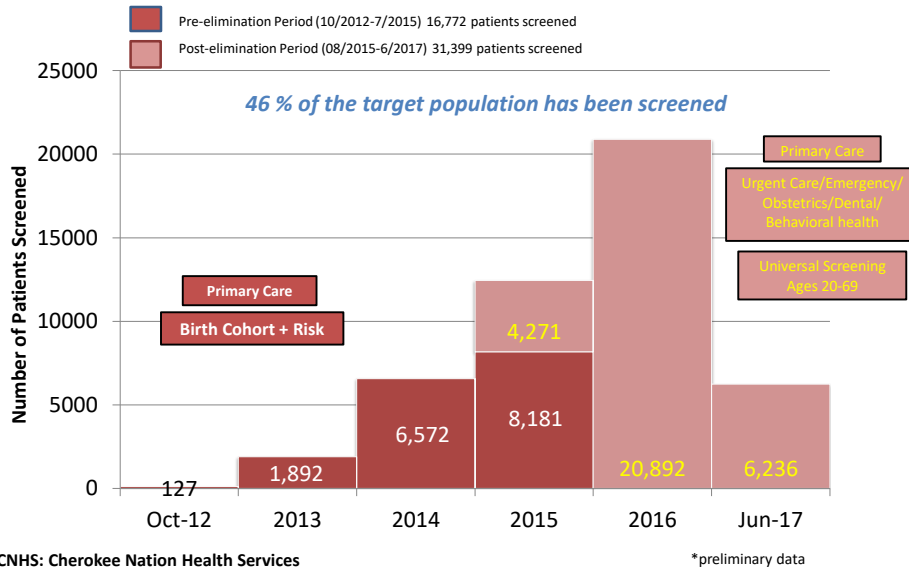
CNHS: Cherokee Nation Health Services

Goal #2: Expand Screening Program



Cherokee Nation Health Services

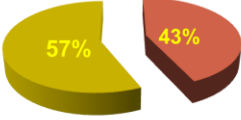
HCV Screening in CNHS* 10/2012 – 6/2017



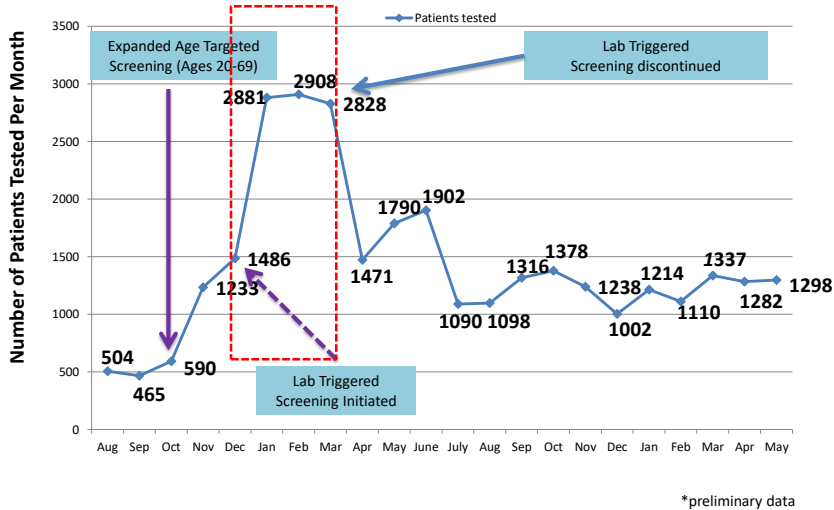
CNHS: Cherokee Nation Health Services

*preliminary data

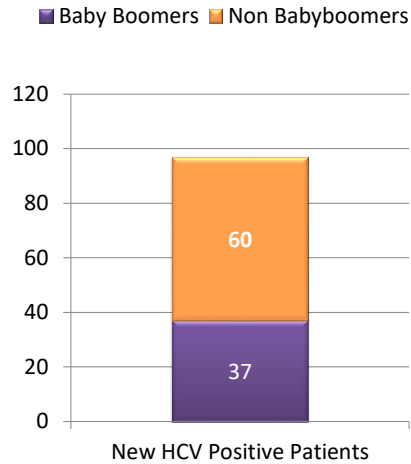
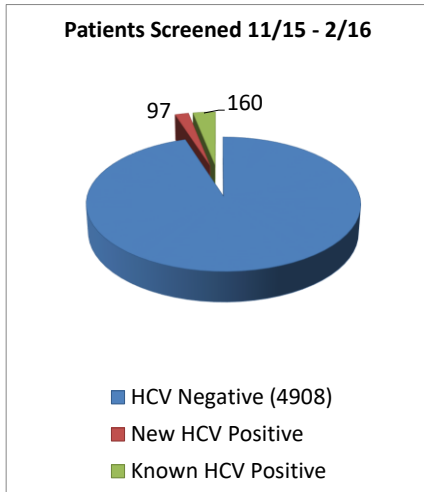
HCV: Prevalence and Age Distribution* Post Elimination Period, 8/2015 – 5/2017

Prevalence	Age Distribution of HCV Ab (+) patients
<ul style="list-style-type: none"> • 31,399 patients screened • 1,076 HCV seropositive <ul style="list-style-type: none"> – Overall Prevalence ~ 3.4% <ul style="list-style-type: none"> • Male 4.4% • Female 2.9% – Baby boomers <ul style="list-style-type: none"> • 3.7% (12,540) – Younger than Baby Boomers <ul style="list-style-type: none"> • 3.3% (18,319) 	<div style="text-align: center;">  </div> <ul style="list-style-type: none"> ■ Baby Boomers ■ Younger than Baby Boomers <p style="text-align: right; font-size: small; margin-top: 20px;">*preliminary data</p>

HCV Screening in Cherokee Nation* 8/2015 – 5/2017



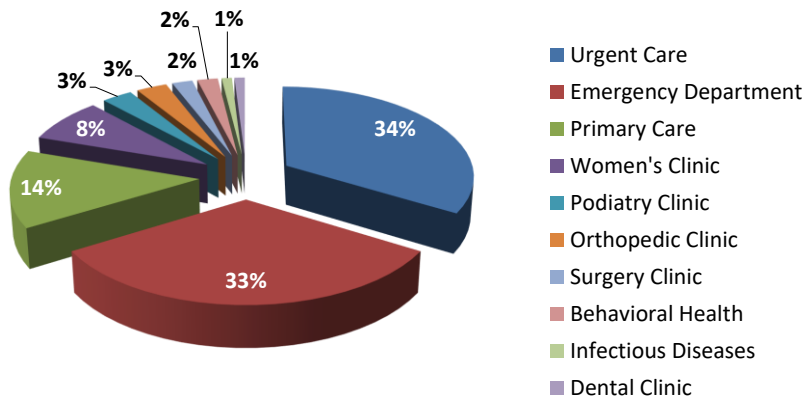
HCV "Lab Triggered" Screening* WW Hastings Hospital



*preliminary data

Lab Triggered Screening: Location Where Patients Were Screened

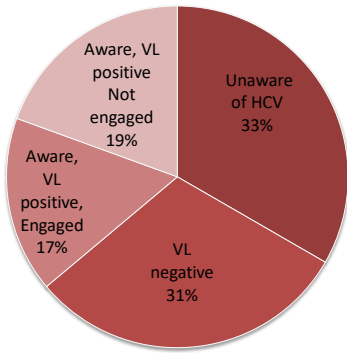
97 patients with new HCV antibody screen at WW Hastings Hospital



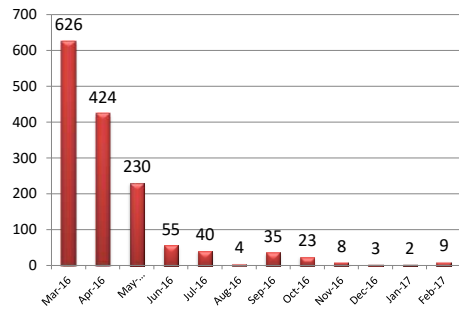
**67% of the HCV seropositive patients were detected in the
Urgent Care/Emergency Department**

HCV Screening in the Hospital Dental Clinic*

AWARENESS AND ENGAGED IN CARE STATUS AT THE TIME OF SCREENING IN THE DENTAL CLINIC N=36



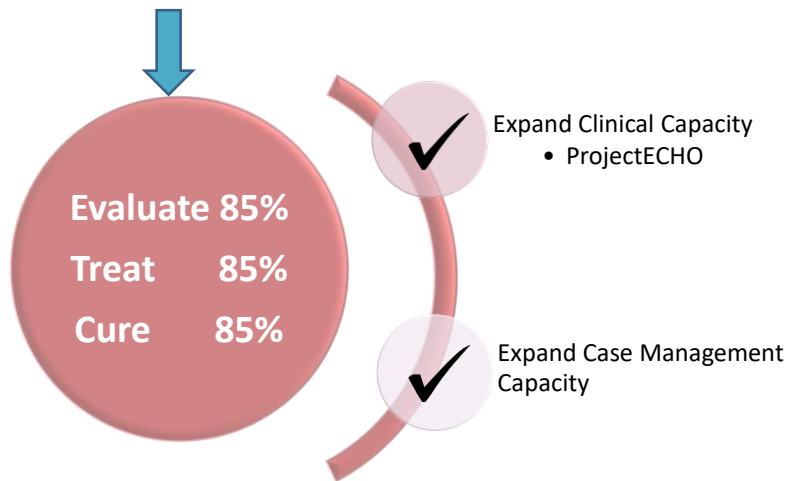
NUMBER OF PATIENTS SCREENED FOR HCV IN THE DENTAL CLINIC, MARCH 2016 – FEB 2017



Cherokee Nation Health Services

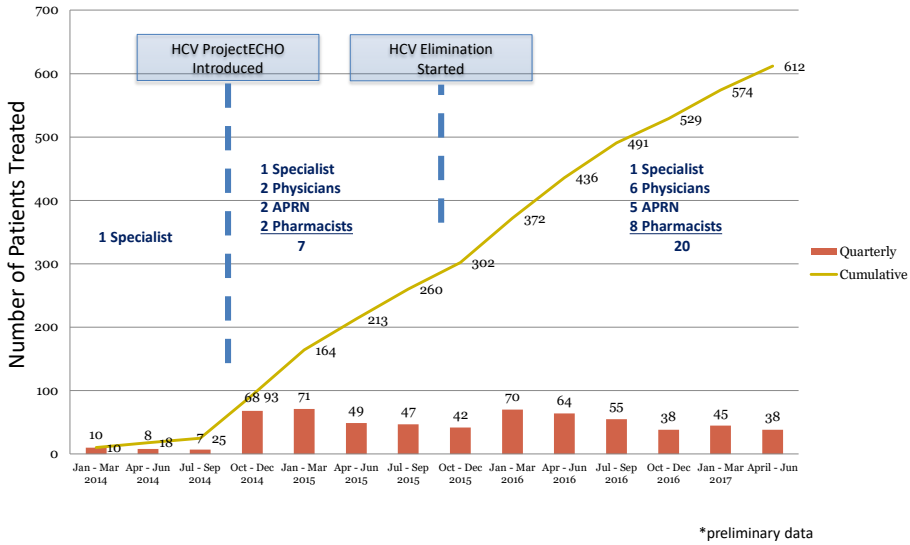
*preliminary data

Goal #3: Link to Care, Treat, and Cure

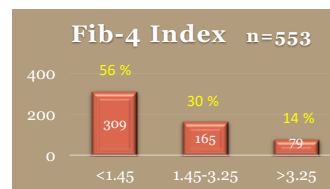
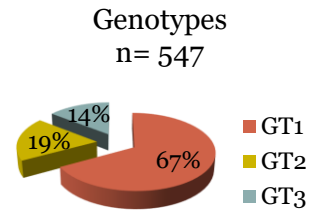
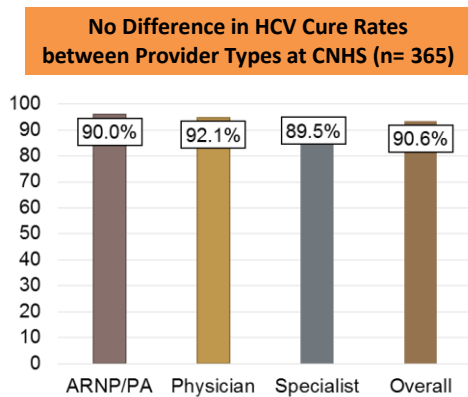


Cherokee Nation Health Services

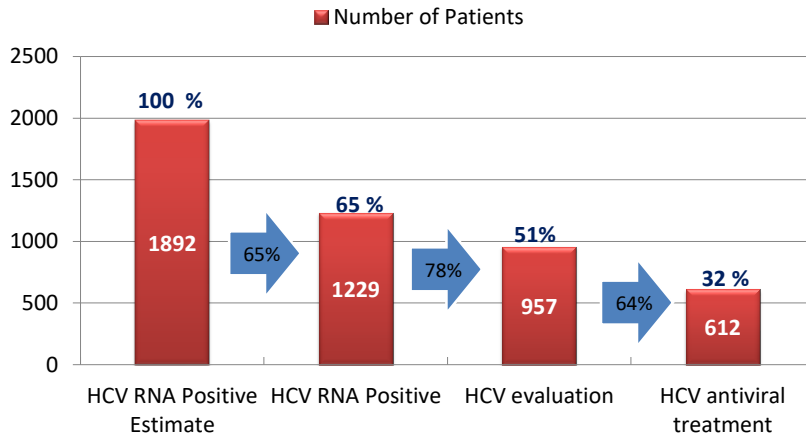
CNHS HCV Program: Clinical Capacity Expansion* 1/2014 – 6/2017



Treatment Group Characteristics*



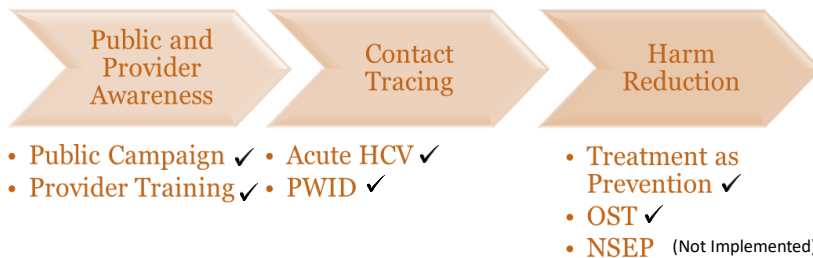
CNHS HCV Cascade of Care* 10/2012 - 6/2017



90% of patients who have completed treatment have achieved cure

*preliminary data

Goal #4: Reduce the Incidence of New HCV Infections



Cherokee Nation Health Services. PWID: People Who Inject Drugs
OST: Opioid Substitution Therapy, NSEP: Needle and Syringe Exchange Program

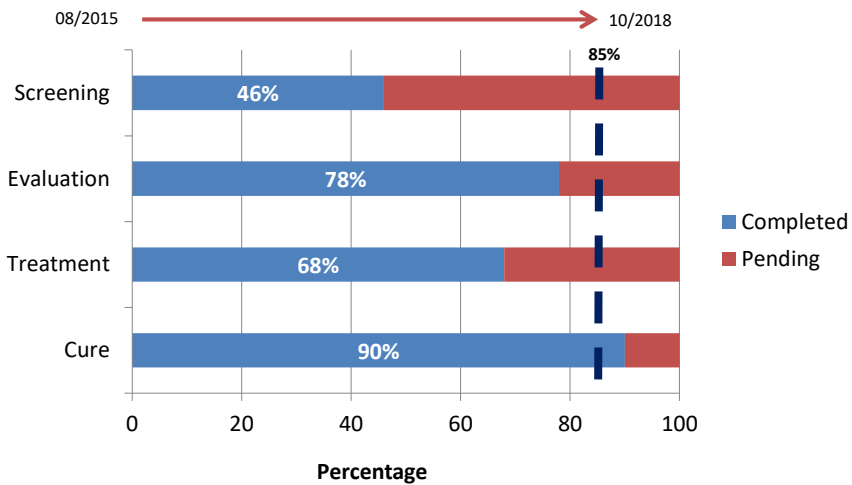
CNHS Buprenorphine Clinic*

- Buprenorphine Clinic started in March 2016 with 2 prescribers currently managing ~ 40 patients each
- Drop out rate has been < 10 % since March 2016
- No Emergency Department (ED) visits or hospitalizations due to buprenorphine misuse
- No ED visits or Hospitalizations for opioid overdose in patients managed with buprenorphine

Cherokee Nation Health Services

*preliminary data

How are we doing with our 85% Goals?



Moving Forward

- Advocate for NSEP
- Expand OST to all CNHS clinics
- Increase public awareness
- Intensify HCV screening in “hot spots”
- Engage and retain in care difficult to reach populations
- Identify networks of transmission to implement focused interventions
- Adapt program goals to the newly defined recommendations for HCV elimination in the United States

Cherokee Nation Health Services

HCV IN NATIVE OKLAHOMA: The whole is more than the sum of its parts

