

## More than just 12km: A comparison of the Chinese and Vietnamese Communities Living with hepatitis B in the Brisbane South PHN.

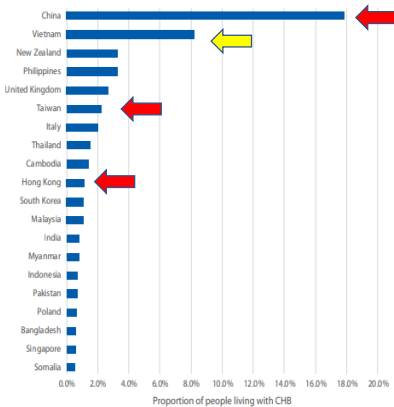
Presented by Marianne Black Community Management and Treatment Coordinator  
Ethnic Communities Council of Queensland

Nil Disclosures.



## What the Viral Hepatitis Mapping Project 2017 tells us:

Figure A.4: Proportion of all people living with CHB in Australia, by country of birth, 2017

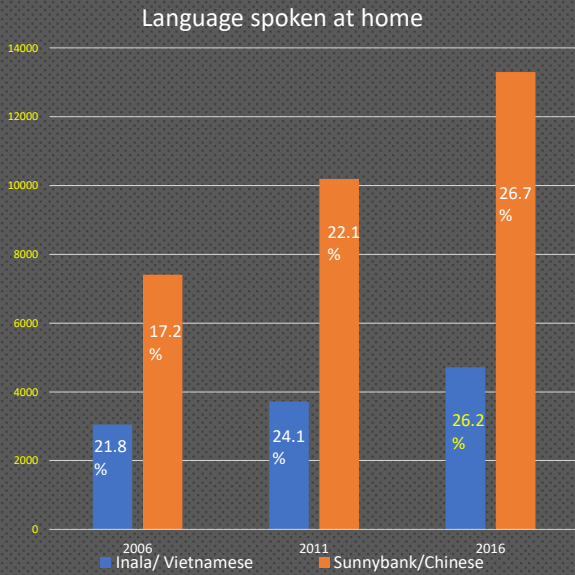


Data source: CHB prevalence estimates based on mathematical modelling incorporating population-specific prevalence and ABS population data. Country-specific data predominantly sourced from local antenatal studies.

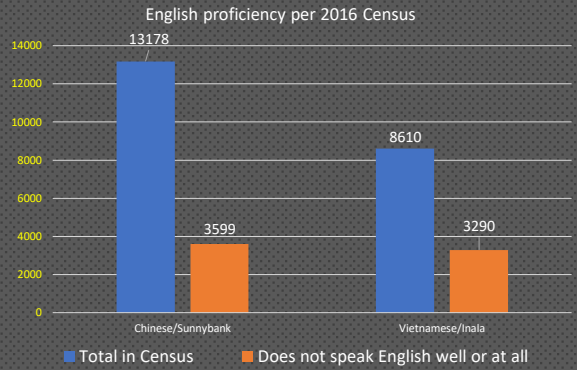
PHN and SA3	Total population	People living with CHB	CHB prevalence (%)	Treatment uptake (%)	Care uptake (%)
<b>Brisbane South</b>	<b>1,071,312</b>	<b>11,765</b>	<b>1.10%</b>	<b>8.4%</b>	<b>23.1%</b>
Beaudesert	22,334	107	0.48%	*	*
Beenleigh	58,198	415	0.71%	5.1%	10.4%
Brisbane Inner – East	42,637	278	0.65%	5.4%	9.4%
Browns Plains	68,773	712	1.04%	8.8%	23.6%
Capalaba	81,168	498	0.61%	6.4%	14.3%
Carindale	47,308	375	0.79%	9.3%	21.9%
Centenary	34,099	344	1.01%	8.7%	21.5%
Cleveland – Stradbroke	79,647	461	0.58%	5.0%	11.5%
Forest Lake – Oxley	68,490	1,295	1.89%	13.8%	47.4%
Holland Park – Yeronga	83,965	708	0.84%	8.9%	23.4%
Jimboomba	40,008	263	0.66%	4.9%	13.7%
Loganlea – Carbrook	68,405	565	0.83%	6.4%	15.6%
Mt Gravatt	81,691	1,333	1.63%	7.2%	18.8%
Nathan	28,229	323	1.14%	17.0%	37.2%
Rocklea – Acacia Ridge	61,036	1,190	1.95%	7.3%	25.0%
Springwood – Kingston	83,454	1,038	1.24%	8.7%	23.6%
Sunnybank	48,048	1,378	2.87%	9.1%	26.2%
Wynnum – Manly	73,819	483	0.65%	4.5%	12.0%

VIRAL HEPATITIS MAPPING PROJECT : NATIONAL REPORT 2017

## What does the ABS Census data tell us?



AUSTRALIAN BUREAU OF STATISTICS 2016 Census of Population and Housing

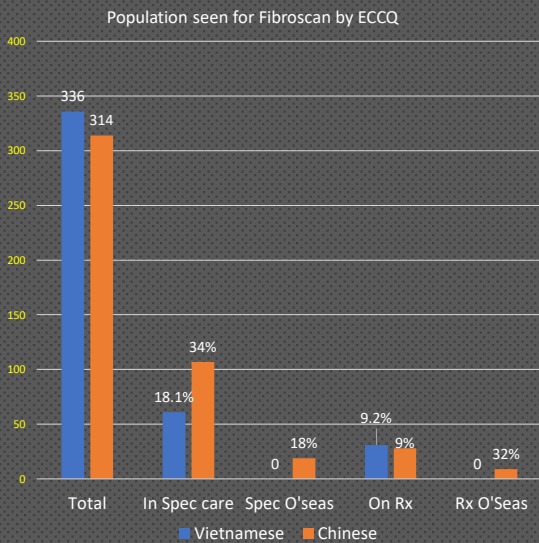


The Census data also tells us there is a socio-economic divide between these 2 communities.

The % of the population with a household income of less than a \$1000 per week in:

- Inala : 55.5%
- Sunnybank : 32.5%

## What we have found?



## Why do we think we have this result?

- These are 2 individual populations share many characteristics including a high prevalence of hepatitis B, there are many dissimilarities.
- Health literacy
- Health Beliefs
- Access to Specialist services