



If Hepatitis was 100 People

Grace Hogan, August 2025

Co-Authors: John Didlick, Ashma Shrestha, Andrea Pizzie, Lucy Clynes



Disclosure of Interest Statement:

Hepatitis Australia receives funding from the Australian Government (through the Commonwealth Department of Health and Ageing) enabling a range of activities.


Hepatitis Australia acknowledges the critical funding through which governments support the national response – including peak and other community organisations – and that of industry partners supporting professional and research activities.

Hepatitis Australia recognises the need for transparency in disclosure of potential conflicts of interest by acknowledging these relationships in publications and presentations.

If viral hepatitis *was 100 people*

69

are living with
hepatitis B



24

are living with
hepatitis C



4

are living with both
hepatitis B and
hepatitis D



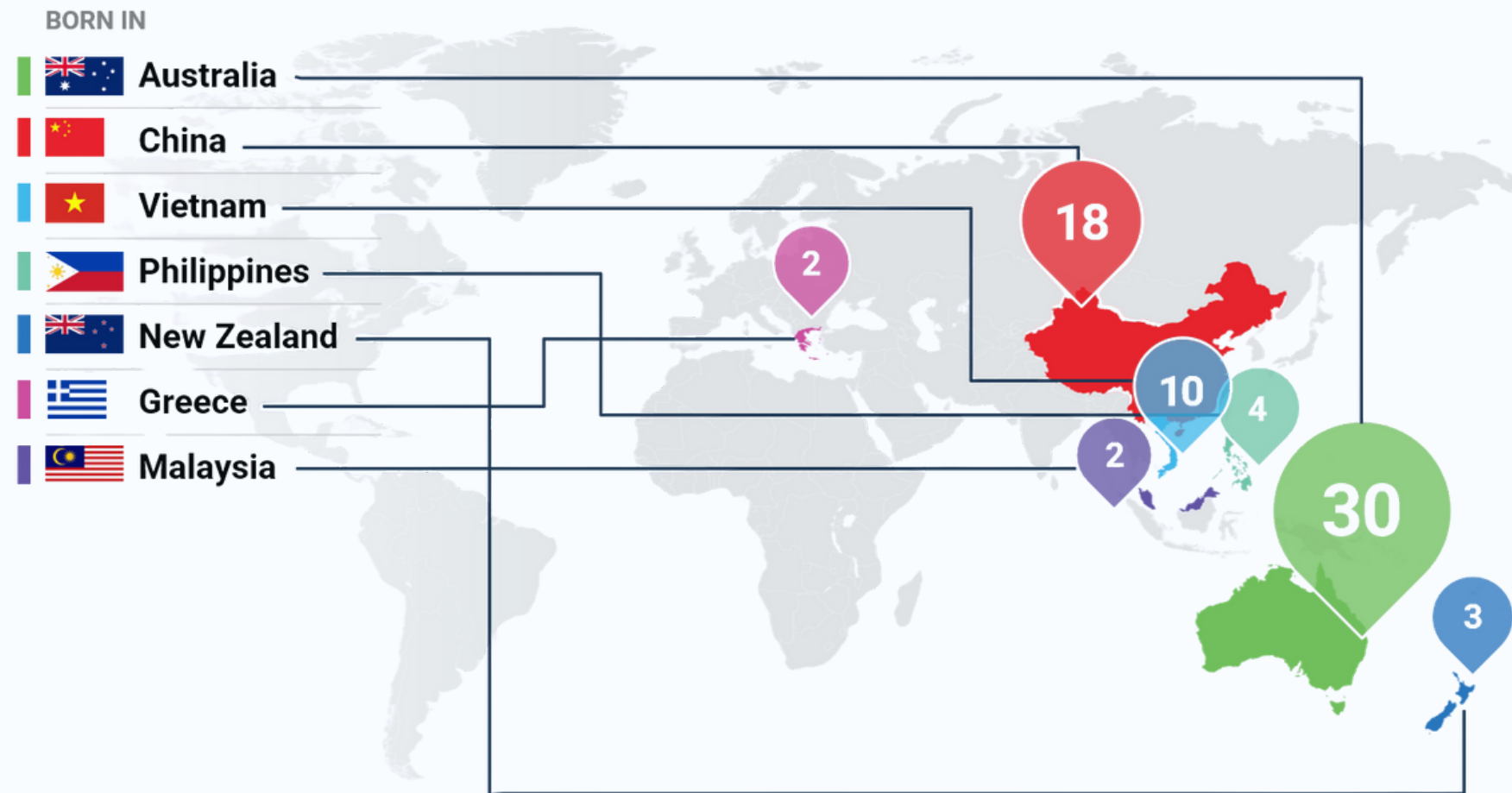
3

are living with both
hepatitis B and
hepatitis C



Nearly 220,000 people live with hepatitis B

If hepatitis B was 100 people



70
Were born overseas

30
Were born in Australia

56

Speak a language other than English at home



7

are Aboriginal and/or Torres Strait Islander



Nearly 70,000 people live with hepatitis C

If hepatitis C was 100 people

Hepatitis C and Drug use



16

are people who **inject drugs**



84

are people who **no longer inject drugs** or who **contracted hepatitis C in other ways**

People who inject drugs remain the priority population at **greatest risk of transmission**, critical to the success of the national response to hepatitis C.

Hepatitis C and prisons

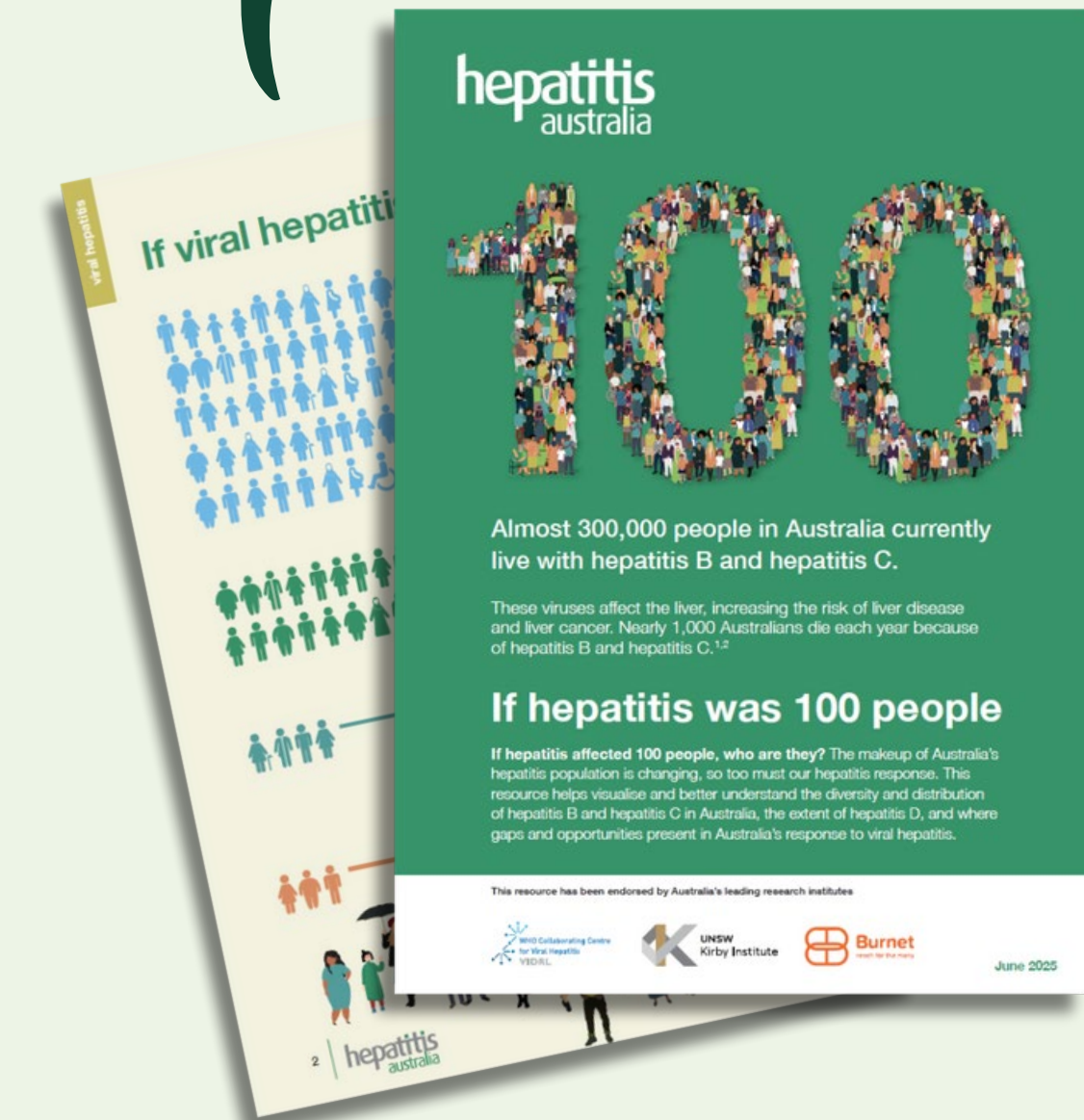


5

are **in prisons on any given day**

Key Actions & Takeaways

- Presenting and analysing data in new ways, enables us to better understand successes and gaps in the national response.
- Australia's progress toward hepatitis elimination reflects years of dedicated work. To succeed, our response must **expand** to address the remaining gaps.
- This resource can help us drive change, close gaps and build a response that's more inclusive, equitable, and effective.



References

- WHO Collaborating Centre for Viral Hepatitis, The Doherty Institute. Surveillance for CHB Indicators Dashboard. (2025) Retrieved 27 February 2025.
- King, J., Kwon J., McManus, H., Gray, R., & McGregor, S. 2024, HIV, viral hepatitis and sexually transmissible infections in Australia: Annual surveillance report 2024, The Kirby Institute, UNSW Sydney, Australia. Retrieved 27 February 2025.
- Matthews, G., & Elliott, S., 2022, B Positive: Hepatitis B for Primary Care, ASHM. Retrieved 27 February 2025.
- Consentino, C., Clayton-Chubb, D., Lubel, JS., 2023, Management of hepatitis D in general practice, Australian Journal of General Practice Volume 52, Issue 8, August 2023, RACGP. Retrieved 27 February 2025.
- MacLachlan JH, Romero N, Purcell I, Cowie BC. Viral Hepatitis Mapping Project: Hepatitis B National Report 2022. Darlinghurst, NSW, Australia: ASHM; 2024. Retrieved 27 February 2025.
- MacLachlan JH, Romero N, Purcell I, Cowie BC. Supplement to the Viral Hepatitis Mapping Project: Hepatitis B National Report 2021. Darlinghurst, NSW, Australia: ASHM; 2023. Retrieved 27 February 2025.
- Larney, S., Hickman, M., Guy, R. et al. Estimating the number of people who inject drugs in Australia. BMC Public Health 17, 757 (2017). Retrieved 27 February 2025.
- Kwon et al. Estimating the number of people who inject drugs and syringe coverage in Australia, 2005–2016, Drug and Alcohol Dependence, Volume 197, 2019, Pages 108-114.
- Heard, S & Maher, L. (2024). Australian Needle Syringe Program Survey National Data. Sydney: Kirby Institute, UNSW Sydney Retrieved 27 February 2025.
- Burnet Institute and Kirby Institute. Australia's progress towards hepatitis C elimination: annual report 2024. Melbourne: Burnet Institute; 2024. Retrieved 28 February 2025.
- Dore G, 2024. Annual Surveillance Report HBV and HCV Cascade Reference Group meeting, 21 August 2024. Kirby Institute, UNSW.

