

latrobe.edu.au

Clinical needs and barriers to health service access among PLHIV in Australia: A latent profile analysis

Gosia Mikolajczak
Graham Brown
Jennifer Power



latrobe.edu.au

PLHIV in research

Thank you to the people living with HIV who have generously shared their time, experience, and bodies for research throughout the epidemic.



latrobe.edu.au

HIV Futures

- Cross-sectional self completed
- HIV Futures 8 Data – 2015/16 : N=895
- Study advertised through PLHIV organisations, PLHIV networks, clinics and other services, online

Academic Team: Jennifer Power; Graham Brown; Gosia Mikolajczak; Anthony Lyons; Gary Dowsett; Jayne Lucke; Adam Bourne



latrobe.edu.au

Some points from HIV Futures 8

Overall, most PLHIV reported good levels of physical health and general health overall.

However this masks the diversity

- Varied considerably by age and other demographics
- Considerable prevalence of issues concerning mental health, isolation, co-morbidities, and impact of stigma and discrimination



Range of analysis available:

<https://www.latrobe.edu.au/arcshs/publications>




latrobe.edu.au

Profiles of PLHIV in Australia

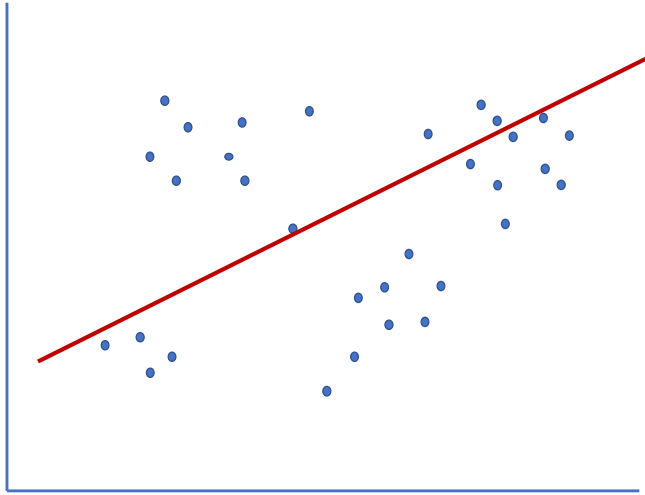
Understanding the complexity of needs and capacity to access health and support



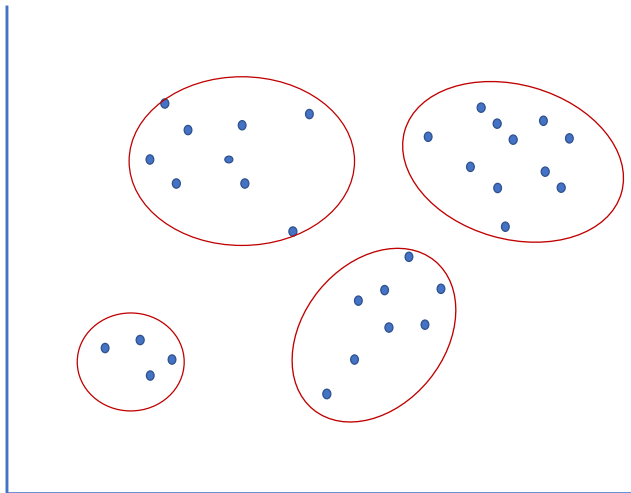
latrobe.edu.au



latrobe.edu.au



latrobe.edu.au



latrobe.edu.au

Analysing and identifying the profiles

Latent profile analysis to identify groups (profiles) of participants according to several variables:

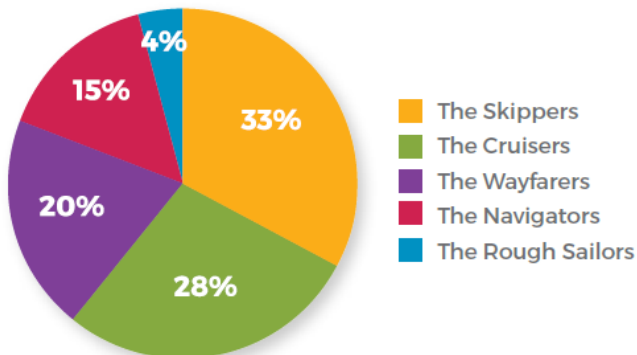
- Socio-demographic
- Subjective health (SF36)
- Self-reported emotional wellbeing (SF36)
- ART side effects
- Length of time living with HIV
- Treatment for comorbidities
- Health literacy

Identified 5 groups

Compared the groups on a range of other variables



latrobe.edu.au



The Skippers

Experts in their own good health

KEY STATISTICS

33% of the sample

Average age: 52

21% diagnosed with HIV within the past 5 years

	SCALE RANGE	AVERAGE SCORE	
Physical health	0-100	78	HIGH
Emotional wellbeing	0-100	82	HIGH
Feeling supported by health providers	1-4	3.75	HIGH
Perceived ability to engage with health providers	1-5	4.92	HIGH
Capacity to navigate the healthcare system	1-5	4.67	HIGH



The Cruisers :

Cruising with their health but insecure with health

KEY STATISTICS

28% of the sample

Average age: 49

28% diagnosed with HIV within the past 5 years

	SCALE RANGE	AVERAGE SCORE	
Physical health	0-100	70	HIGH
Emotional wellbeing	0-100	74	HIGH
Feeling supported by health providers	1-4	3.14	MEDIUM
Perceived ability to engage with health providers	1-5	3.97	MEDIUM
Capacity to navigate the healthcare system	1-5	3.76	MEDIUM



The Wayfarers

Having complex health needs not always met

KEY STATISTICS

20% of the sample

Average age: 51

15% diagnosed with HIV within the past 5 years

	SCALE RANGE	AVERAGE SCORE	
Physical health	0-100	39	LOW
Emotional wellbeing	0-100	48	LOW
Feeling supported by health providers	1-4	3.05	MEDIUM
Perceived ability to engage with health providers	1-5	3.60	MEDIUM
Capacity to navigate the healthcare system	1-5	3.44	MEDIUM



The Navigators

Confidently managing complex health needs

KEY STATISTICS

15% of the sample

Average age: 53

13% diagnosed with HIV within the past 5 years

	SCALE RANGE	AVERAGE SCORE	
Physical health	0-100	44	LOW
Emotional wellbeing	0-100	54	MEDIUM
Feeling supported by health providers	1-4	3.83	HIGH
Perceived ability to engage with health providers	1-5	4.85	HIGH
Capacity to navigate the healthcare system	1-5	4.38	HIGH



The Rough Sailors

Facing significant barriers to good health

KEY STATISTICS

4% of the sample

Average age: 47

27% diagnosed with HIV within the past 5 years

	SCALE RANGE	AVERAGE SCORE	
Physical health	0-100	41	LOW
Emotional wellbeing	0-100	48	LOW
Feeling supported by health providers	1-4	2.06	LOW
Perceived ability to engage with health providers	1-5	1.93	LOW
Capacity to navigate the healthcare system	1-5	1.88	LOW



Implications

- The profiles are a tool for clinical and community sector to draw on to improve understanding of diversity of PLHIV with respect to health needs and capacity to access services.
- Available hard copy and PDF

<https://www.latrobe.edu.au/arcshs/publications>

latrobe.edu.au

Disclosures

- HIV Futures 8 was funded by the Australian Government Department of Health.
- This additional analysis was conducted with support funds from ViiV Healthcare.



latrobe.edu.au

Disclosure and Acknowledgment

Graham Brown receives funding support from

- *Australian Department of Health,*
- *ViiV Healthcare,*
- *National Association of People Living with HIV,*
- *Living Positive Victoria,*
- *Queensland Positive People,*
- *Positive Life NSW,*
- *Australian Federation of AIDS Organisations*
- *Indebted to the participation of PLHIV in research*

